



འབྲུག་གླིང་གི་ལམ་འཛིན།

Bhutan Power Corporation Ltd.
Bhutan Power System Operator
Thimphu: Bhutan



Message No.: Enter your message number
From: Shift In-charge, Control Room

Date: 1-Nov-17
Time: 12:46

To
Managing Director, BPC. Email: gemtshering@bpc.bt
Director, O&MD, DGPC. Email: director.umd@drukgreen.com
General Manager, TD, BPC. Email: ktobgye@bpc.bt
General Manager, DCSD, BPC. Email: sandeeprai@bpc.bt
General Manager, BPSO, BPC. Email: ujjwaldahal@bpc.bt

Sub: Load Generation Balance Report of Yesterday (31-Oct-2017).

Hours (BST)	Forecast		Actual		Hours (BST)	Forecast		Actual	
	Generation	Load	Generation	Load		Generation	Load	Generation	Load
0:00	791.1	259.4	802.1	249.9	12:00	791.1	272.5	778.5	269.06
0:15	791.1	256.4	801.0	233.4	12:15	791.1	272.7	782.3	268.58
0:30	791.1	257.9	801.6	231.5	12:30	791.1	273.6	780.4	266.66
0:45	791.1	258.7	803.2	239.8	12:45	791.1	272.3	779.2	259.79
1:00	791.1	259.1	801.8	263.8	13:00	791.1	272.3	777.4	259.94
1:15	791.1	257.3	800.3	262.1	13:15	791.1	272.4	778.9	255.71
1:30	791.1	258.1	800.5	261.1	13:30	791.1	270.3	779.8	260.80
1:45	791.1	259.1	799.1	257.7	13:45	791.1	269	779.7	259.31
2:00	791.1	256.2	797.8	260.8	14:00	791.1	271.9	781.0	256.65
2:15	791.1	259.1	780.8	260.6	14:15	791.1	273.6	780.6	258.48
2:30	791.1	254.9	780.7	258.8	14:30	791.1	273.5	781.4	255.26
2:45	791.1	254.8	780.6	259.0	14:45	791.1	273.4	781.5	259.20
3:00	791.1	257.7	779.6	260.4	15:00	791.1	270.9	782.0	261.80
3:15	791.1	257	781.0	253.2	15:15	791.1	273.4	780.5	257.38
3:30	791.1	256.8	780.8	251.1	15:30	791.1	277.6	781.2	256.40
3:45	791.1	253.7	781.2	257.6	15:45	791.1	276.3	780.3	256.32
4:00	791.1	252.3	783.3	254.2	16:00	791.1	278	781.4	252.19
4:15	791.1	259.5	780.1	258.7	16:15	791.1	282.3	780.4	256.50
4:30	791.1	258	781.8	252.4	16:30	791.1	284.2	781.4	262.20
4:45	791.1	259.6	780.8	256.4	16:45	791.1	291.6	779.8	262.88
5:00	791.1	261.7	780.1	260.9	17:00	791.1	295.2	780.5	266.20
5:15	791.1	267.6	779.8	264.6	17:15	791.1	304.5	779.4	277.38
5:30	791.1	271.5	782.5	270.9	17:30	791.1	316.9	779.3	276.39
6:45	791.1	276.1	777.7	273.3	17:45	791.1	330	780.7	299.54
6:00	791.1	285.1	780.6	279.1	18:00	791.1	335.9	776.8	306.52
6:15	791.1	294.2	781.1	299.3	18:15	791.1	335.6	779.8	299.30
6:30	791.1	304.4	779.6	307.7	18:30	791.1	336.2	781.0	309.98
6:45	791.1	309.4	780.0	315.9	18:45	791.1	333.1	779.1	304.71
7:00	791.1	308.7	779.8	311.3	19:00	791.1	327.6	780.2	306.12
7:15	791.1	305.3	780.9	311.3	19:15	791.1	326.2	778.8	309.82
7:30	791.1	301.7	778.6	308.4	19:30	791.1	322.7	778.8	299.58
7:45	791.1	295.4	783.3	301.8	19:45	791.1	317.4	781.1	283.59
8:00	791.1	289.1	779.6	294.4	20:00	791.1	312.2	782.0	289.68
8:15	791.1	290	781.3	286.8	20:15	791.1	308.9	778.2	284.58
8:30	791.1	290.5	779.5	288.1	20:30	791.1	306.5	779.1	273.77
8:45	791.1	287.2	784.3	287.1	20:45	791.1	299.7	778.4	280.14
9:00	791.1	288	783.9	273.8	21:00	791.1	297.6	781.6	278.78
9:15	791.1	286.8	778.9	278.8	21:15	791.1	294.5	779.6	272.63
9:30	791.1	287.9	781.0	272.9	21:30	791.1	290.3	779.5	276.35
9:45	791.1	288.7	781.5	270.4	21:45	791.1	283.3	781.5	272.45
10:00	791.1	289	779.8	272.1	22:00	791.1	278.7	782.5	270.60
10:15	791.1	278.3	781.2	275.1	22:15	791.1	272.3	784.4	266.77
10:30	791.1	272.7	779.9	273.2	22:30	791.1	272.4	779.4	262.32
10:45	791.1	274.3	781.0	270.4	22:45	791.1	265.5	782.6	257.91
11:00	791.1	271.9	779.4	268.2	23:00	791.1	267.5	780.6	247.95
11:15	791.1	272.1	777.2	268.8	23:15	791.1	261.8	781.8	252.60
11:30	791.1	274.6	780.6	265.7	23:30	791.1	263.1	782.2	238.01
11:45	791.1	274.6	779.0	262.0	23:45	791.1	263.1	784.7	250.19

Yours faithfully Phub Zam

Coincidental peak load of Day(Last year):	
283.91 MW	31-Oct-16
Maximum Load till date:	
344.02 MW	18-Mar-17



འབྲུག་རྒྱལ་ཁོ་ལས་འཛིན།

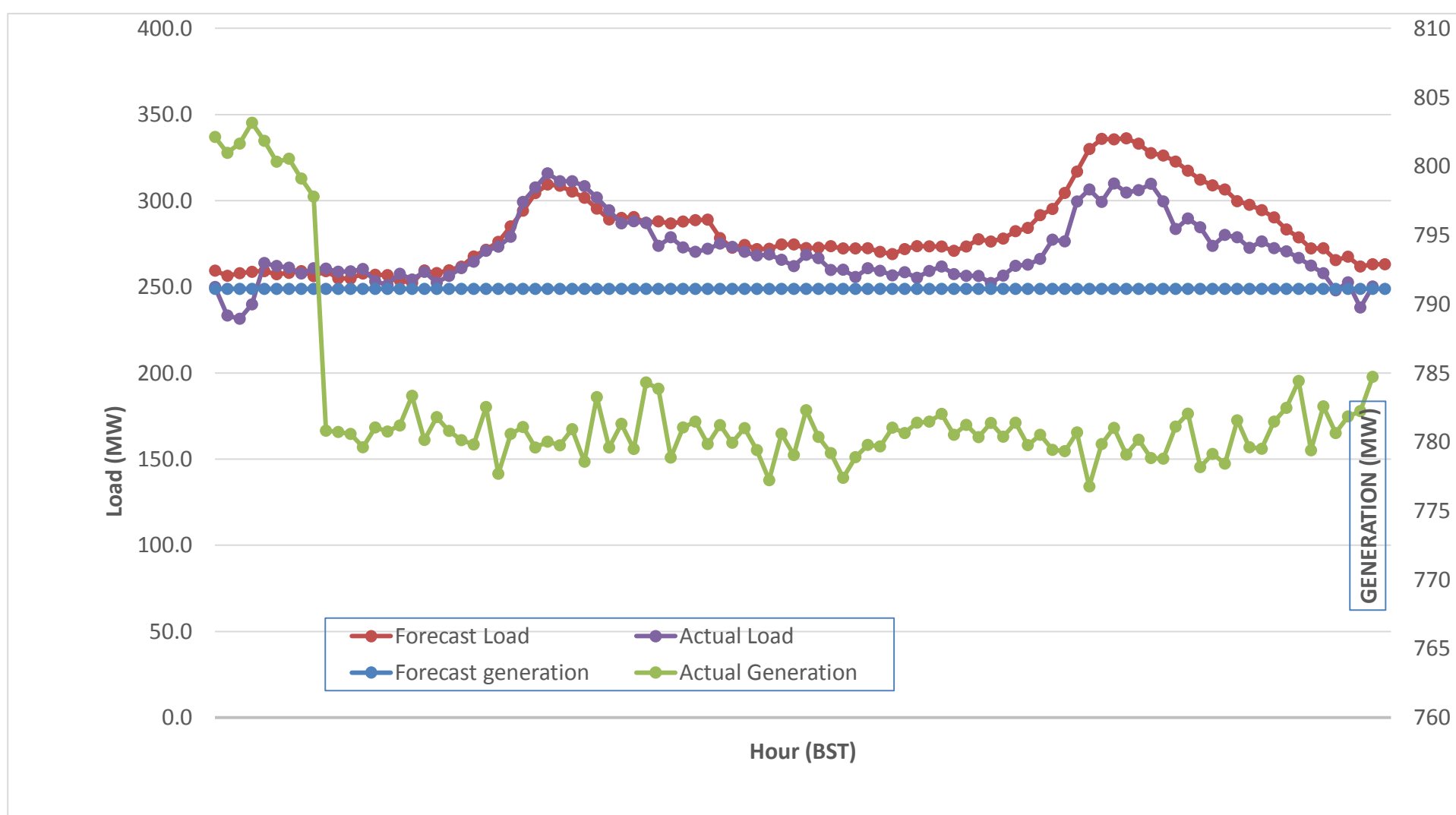
Bhutan Power Corporation Ltd.
 Bhutan Power System Operator
 Thimphu: Bhutan



Message No.: Enter your message number
 From: Shift In-charge, Control Room

Date: 1-Nov-17
 Time: 12:46

Forecast Generation & Load with Actual Generation & Load (31-Oct-2017).



Yours faithfully,

Peak Co-incident Generation(31-Oct-2017). **MW 844.72**

Coincidental peak load of Day(Last year):	
283.91 MW	31-Oct-16
Maximum Load till date:	
344.02 MW	18-Mar-17

Telephone: +975-02335631; Fax: +975-02335632; Email: bhutansystemoperator@bpc.bt; www.bpc.bt



འབྲུག་གྲོག་མོ་ལས་འཛིན།

Bhutan Power Corporation Ltd.
Bhutan Power System Operator
Thimphu: Bhutan



Message No.: Enter your message number
From: Shift In-charge, Control Room

Date: 1-Nov-17
Time: 12:46

To
Managing Director, BPC. Email: gemtshering@bpc.bt
Director, O&MD, DGPC. Email: director.omid@drukgreen.com
General Manager, TD, BPC. Email: thinleygyeltshen@bpc.bt
General Manager, DCSD, BPC. Email: sandeprai@bpc.bt
General Manager, BPSO, BPC. Email: ujjwaldahal@bpc.bt

Sub: **Load Generation Balance Report of Today (01-Nov-2017).**

Hours (BST)	Forecast		Actual	
	Generation	Load	Generation	Load
0:00	791.1	259.4	785.0	245.80
0:15	791.1	256.4	783.6	241.09
0:30	791.1	257.9	784.1	248.23
0:45	791.1	258.7	783.1	245.55
1:00	791.1	259.1	782.3	251.79
1:15	791.1	257.3	783.3	250.27
1:30	791.1	258.1	781.0	249.78
1:45	791.1	259.1	783.6	246.74
2:00	791.1	256.2	782.0	247.52
2:15	791.1	259.1	781.6	247.40
2:30	791.1	254.9	780.1	244.05
2:45	791.1	254.8	781.6	245.49
3:00	791.1	257.7	781.3	249.92
3:15	791.1	257	779.8	247.76
3:30	791.1	256.8	780.8	245.91
3:45	791.1	253.7	779.6	243.91
4:00	791.1	252.3	782.1	245.88
4:15	791.1	259.5	781.9	249.66
4:30	791.1	258	780.0	249.29
4:45	791.1	259.6	780.2	246.43
5:00	791.1	261.7	785.6	247.69
5:15	791.1	267.6	790.2	251.22
5:30	791.1	271.5	790.0	253.14
6:45	791.1	276.1	791.2	246.07
6:00	791.1	285.1	787.5	256.75
6:15	791.1	294.2	791.8	268.02
6:30	791.1	304.4	791.8	261.95
6:45	791.1	309.4	791.0	265.59
7:00	791.1	308.7	791.5	274.05
7:15	791.1	305.3	793.8	280.32
7:30	791.1	301.7	791.0	282.57
7:45	791.1	295.4	790.4	270.71
8:00	791.1	289.1	790.4	272.33
8:15	791.1	290	790.3	277.27
8:30	791.1	290.5	790.3	271.48
8:45	791.1	287.2	788.6	274.34
9:00	791.1	288	786.7	277.32

297.58	1-Nov-17
--------	----------

Yours faithfully, Phub Zam

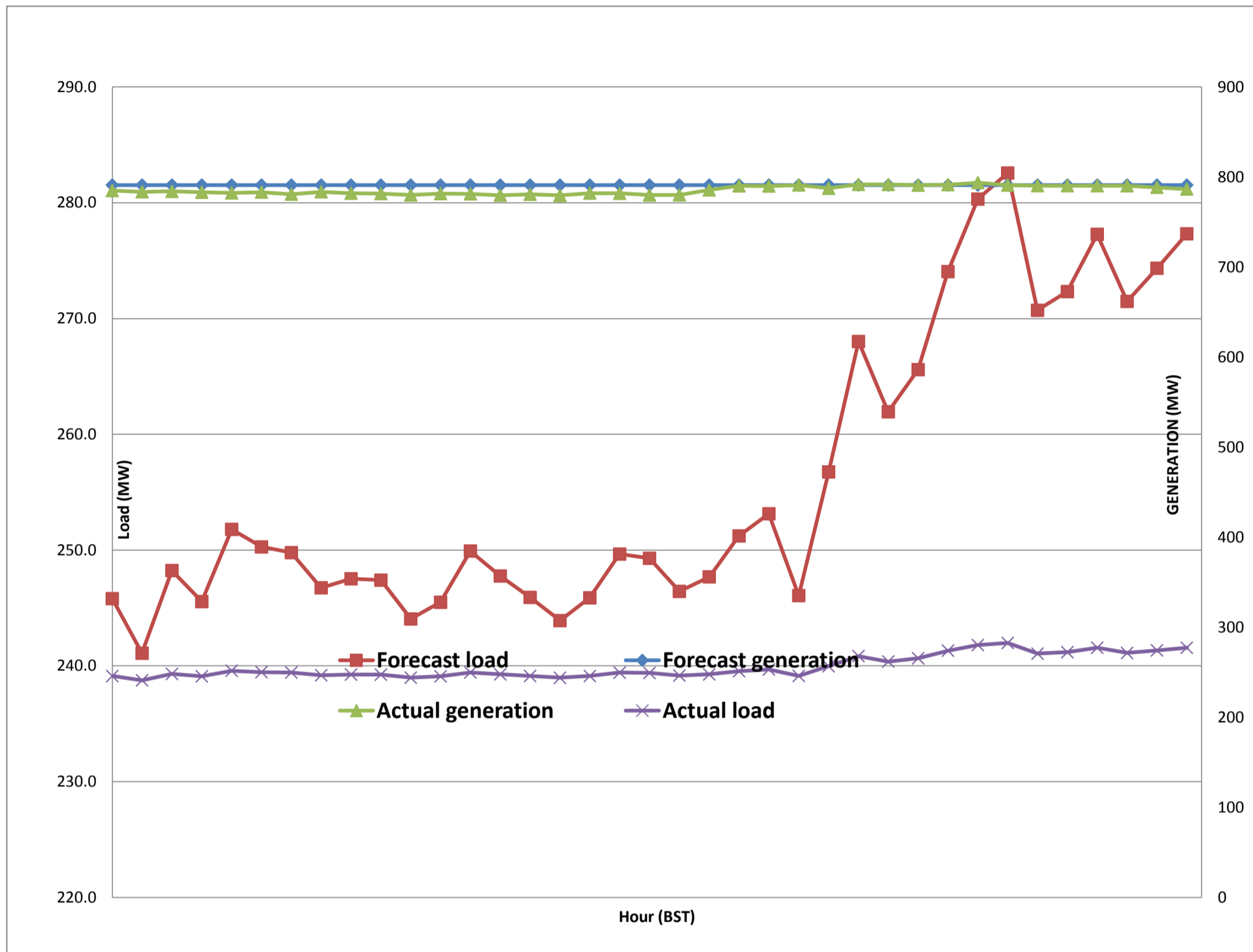
Maximum Load till date:	
344.02 MW	18-Mar-17



Message No.: Enter your message number
 From: Shift In-charge, Control Room

1-Nov-17
 12:46

Forecast Generation & Load with Actual Generation & Load of Today from 00:00hrs to 09:00hrs(01-Nov-2017).





འབྲུག་གྲོག་ལས་ཁུངས་ལྷན་ཁག།
Bhutan Power Corporation Ltd.
Bhutan Power System Operator
 Thimphu: Bhutan



Message No.: Enter your message number
From: Shift In-charge, Control Room
Date: 1-Nov-17
Time: 12:46


To

Managing Director, BPC. Email: gemtshering@bpc.bt
 Director, O&MD, DGPC. Email: director.umd@drukgreen.com
 General Manager, TD, BPC. Email: ktobgye@bpc.bt
 General Manager, BPSO, BPC. Email: ujjwaldahal@bpc.bt
 Advisor, BPC. Email: bharattamang@bpc.bt

Sub: Load Generation Balance Report of Tomorrow (02-Nov-2017).

Hours (BST)	Forecast		Hours (BST)	Forecast	
					Load
0:00	754.9	258.30	12:00	768.1	272.3
0:15	754.9	251.00	12:15	768.1	270.9
0:30	754.9	253.80	12:30	768.1	271.4
0:45	757.7	255.70	12:45	768.1	269.2
1:00	757.7	260.10	13:00	768.1	269
1:15	764.1	257.60	13:15	768.1	269.1
1:30	764.1	259.50	13:30	768.1	268.5
1:45	764.1	259.30	13:45	768.1	267
2:00	764.1	257.50	14:00	768.1	269.7
2:15	770.5	259.50	14:15	768.1	270.5
2:30	770.5	255.40	14:30	768.1	269.2
2:45	770.5	255.90	14:45	768.1	270.4
3:00	770.5	257.30	15:00	768.1	268.5
3:15	770.5	257.40	15:15	768.1	269.2
3:30	770.5	255.40	15:30	768.1	273.1
3:45	770.5	255.40	15:45	768.1	271.2
4:00	770.5	253.30	16:00	768.1	272.3
4:15	770.5	259.70	16:15	768.1	277.6
4:30	770.5	256.90	16:30	768.1	279.9
4:45	770.5	259.60	16:45	768.1	285.5
5:00	770.5	262.30	17:00	768.1	288.7
5:15	770.5	267.00	17:15	768.1	299.3
5:30	770.5	270.90	17:30	768.1	308.3
6:45	770.5	275.60	17:45	768.1	324.2
6:00	775.3	285.30	18:00	776.3	330.5
6:15	775.3	296.00	18:15	776.3	328.9
6:30	775.3	306.90	18:30	776.3	329.8
6:45	775.3	311.80	18:45	776.3	326.6
7:00	775.3	310.10	19:00	776.3	323.7
7:15	775.3	307.00	19:15	776.3	322.2
7:30	775.3	303.80	19:30	776.3	319
7:45	775.3	297.20	19:45	776.3	311.8
8:00	775.3	290.20	20:00	776.3	307.4
8:15	775.3	289.40	20:15	776.3	302.3
8:30	775.3	288.90	20:30	776.3	299.9
8:45	775.3	287.20	20:45	776.3	296.1
9:00	775.3	285.10	21:00	768.3	293.6
9:15	775.3	284.20	21:15	768.3	290.3
9:30	775.3	284.40	21:30	768.3	286.4
9:45	775.3	284.90	21:45	768.3	280.6
10:00	768.1	285.80	22:00	768.3	276.4
10:15	768.1	277.80	22:15	768.3	270.8
10:30	768.1	272.60	22:30	768.3	269.9
10:45	768.1	274.10	22:45	768.3	263.2
11:00	768.1	271.50	23:00	768.3	263.1
11:15	768.1	270.90	23:15	768.3	259.2
11:30	768.1	271.20	23:30	768.3	259.1
11:45	768.1	271.90	23:45	768.3	256.4

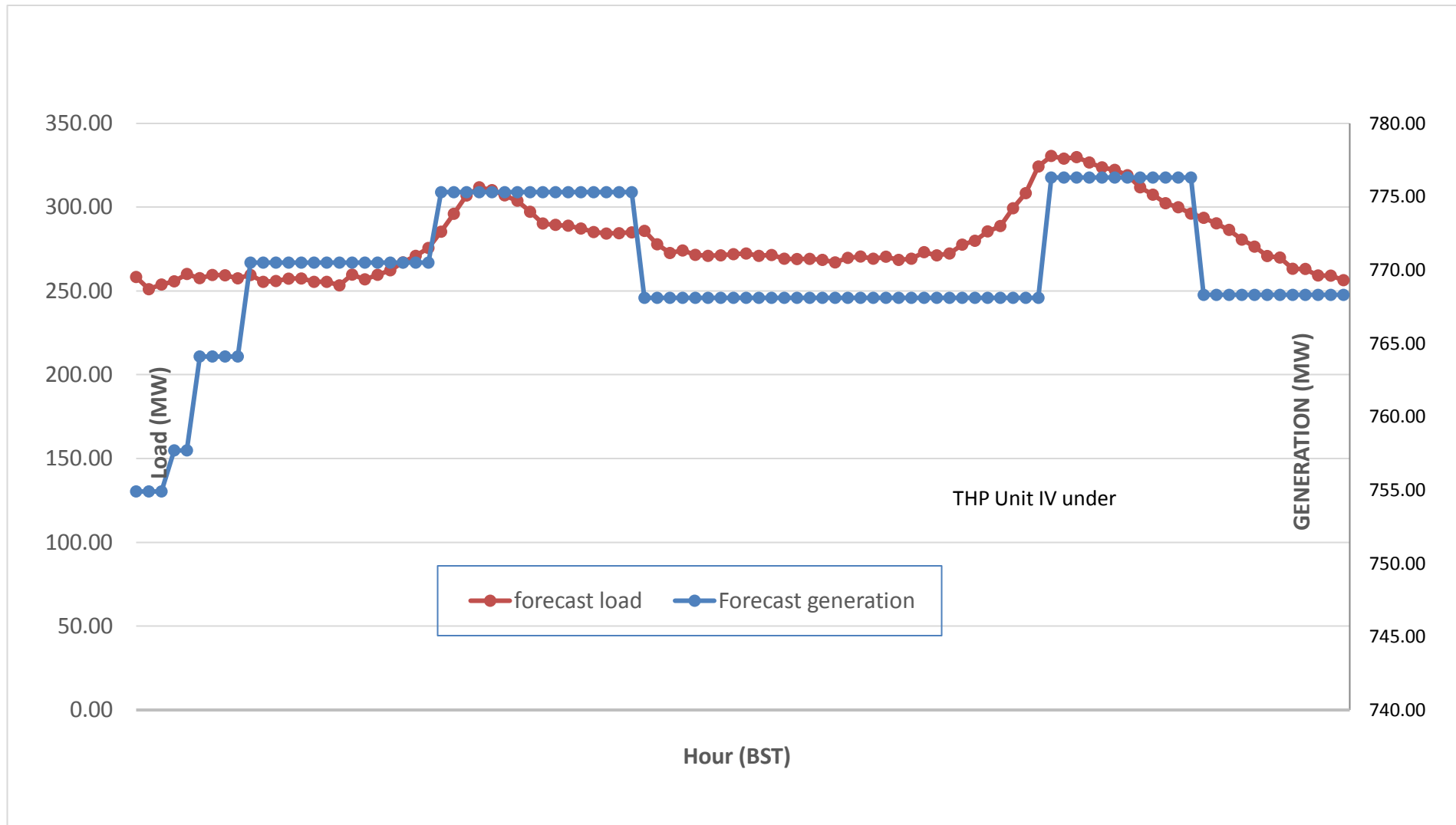
Yours faithfully,
 Phub Zam



Message No.: Enter your message number
 From: Shift In-charge, Control Room

Date: 1-Nov-17
 Time: 12:46

Scheduled Generation & Load Forecast for Tomorrow (02-Nov-2017).



Yours faithfully,
 Phub Zam

[Signature Box]