



ཕྱག་ལུགས་ལེ་ལས་འཛིན།

Bhutan Power Corporation Ltd.
Bhutan Power System Operator
Thimphu: Bhutan



Message No.: Enter your message number
From: Shift In-charge, Control Room

Date: 19-Oct-17
Time: 10:24

To
Managing Director, BPC. Email: gemtshering@bpc.bt
Director, O&MD, DGPC. Email: director.umd@drukgreen.com
General Manager, TD, BPC. Email: ktobgye@bpc.bt
General Manager, DCSD, BPC. Email: sandeeprai@bpc.bt
General Manager, BPSO, BPC. Email: ujjwaldahal@bpc.bt

Sub: Load Generation Balance Report of Yesterday (18-Oct-2017).

Hours (BST)	Forecast		Actual		Hours (BST)	Forecast		Actual	
	Generation	Load	Generation	Load		Generation	Load	Generation	Load
0:00	1126.1	249.6	1013.8	258.2	12:00	1126.1	274.3	1020.5	289.77
0:15	1126.1	250.7	1014.2	260.3	12:15	1126.1	275.5	1021.5	291.78
0:30	1126.1	250.4	1029.6	265.3	12:30	1126.1	273.3	1023.0	289.18
0:45	1126.1	249.6	1026.9	261.8	12:45	1126.1	269.7	1024.0	290.16
1:00	1126.1	242.8	1030.2	257.8	13:00	1126.1	270.7	1024.5	279.78
1:15	1126.1	244.9	1028.6	268.9	13:15	1126.1	268.5	1021.9	274.27
1:30	1126.1	245.5	1030.9	267.2	13:30	1126.1	267.2	1021.8	272.85
1:45	1126.1	248.4	1030.3	266.2	13:45	1126.1	265.3	1023.5	273.80
2:00	1126.1	245.4	1030.4	266.3	14:00	1126.1	263.9	1021.3	282.32
2:15	1126.1	247.7	1031.2	270.5	14:15	1126.1	267.4	1022.3	284.68
2:30	1126.1	244.5	884.7	267.9	14:30	1126.1	268.9	1020.4	283.90
2:45	1126.1	246.6	883.3	262.6	14:45	1126.1	262.3	1023.1	285.68
3:00	1126.1	246.9	878.6	263.9	15:00	1126.1	265.5	1019.8	286.52
3:15	1126.1	245.4	918.8	258.1	15:15	1126.1	262.9	1024.4	282.57
3:30	1126.1	247.2	1079.6	258.8	15:30	1126.1	264.9	1025.2	284.59
3:45	1126.1	248.5	1079.5	266.4	15:45	1126.1	261.9	1024.6	275.74
4:00	1126.1	247.3	1079.6	261.8	16:00	1126.1	261.4	1024.6	275.29
4:15	1126.1	246.4	1080.1	263.7	16:15	1126.1	269.2	1017.2	277.09
4:30	1126.1	245.2	1080.9	264.8	16:30	1126.1	270.9	1016.3	272.18
4:45	1126.1	247.2	1079.9	266.1	16:45	1126.1	269	1016.3	277.90
5:00	1126.1	248.4	1078.5	271.9	17:00	1126.1	272.8	1010.7	284.54
5:15	1126.1	253.2	1078.3	274.8	17:15	1126.1	280.5	1012.6	285.98
5:30	1126.1	257.5	1078.0	274.5	17:30	1126.1	289.3	1009.1	298.71
6:45	1126.1	261.7	1079.4	276.5	17:45	1126.1	295.6	1012.2	303.04
6:00	1126.1	265.4	1078.3	287.1	18:00	1126.1	306.7	1008.5	311.30
6:15	1126.1	278	1078.3	304.8	18:15	1126.1	317	1010.2	315.49
6:30	1126.1	280.2	1079.3	317.5	18:30	1126.1	317.9	1009.3	318.63
6:45	1126.1	282.1	1077.3	319.7	18:45	1126.1	312.6	1010.5	315.39
7:00	1126.1	282.7	1078.0	321.1	19:00	1126.1	312.9	1013.8	319.38
7:15	1126.1	279.9	1077.5	316.4	19:15	1126.1	307.4	1011.3	303.34
7:30	1126.1	271.9	1080.3	306.4	19:30	1126.1	303.5	1007.3	309.40
7:45	1126.1	269.3	1078.4	297.6	19:45	1126.1	298	1012.2	310.61
8:00	1126.1	267.5	1078.8	293.7	20:00	1126.1	293.3	1056.5	303.58
8:15	1126.1	268.8	1082.3	298.3	20:15	1126.1	294	1195.1	301.02
8:30	1126.1	265.2	1061.5	291.1	20:30	1126.1	292.3	1010.5	301.98
8:45	1126.1	266.3	1060.7	279.0	20:45	1126.1	288.2	1010.0	297.07
9:00	1126.1	265.8	1062.9	280.2	21:00	1126.1	284.7	1009.7	300.57
9:15	1126.1	263.1	1021.3	277.2	21:15	1126.1	284.5	1006.5	292.45
9:30	1126.1	263.9	1021.8	292.2	21:30	1126.1	279.7	1010.1	292.38
9:45	1126.1	259.5	1021.9	292.3	21:45	1126.1	276.3	982.2	295.90
10:00	1126.1	265.3	1020.9	287.7	22:00	1126.1	272.8	979.3	279.37
10:15	1126.1	262.2	1023.2	288.9	22:15	1126.1	267.2	977.9	271.10
10:30	1126.1	265.9	1021.6	292.9	22:30	1126.1	264.5	979.1	272.05
10:45	1126.1	266.7	1021.1	288.7	22:45	1126.1	263.9	978.8	268.37
11:00	1126.1	270	1108.3	287.0	23:00	1126.1	258.3	981.6	260.27
11:15	1126.1	269.9	1023.5	284.4	23:15	1126.1	255.6	983.9	257.39
11:30	1126.1	268.8	1023.5	292.5	23:30	1126.1	253.7	983.6	261.34
11:45	1126.1	271.9	1021.1	293.4	23:45	1126.1	253	977.8	252.91


Yours faithfully,
Phub Zam

Coincidental peak load of Day(Last year):	
267.7	18-Oct-17
Maximum Load till date:	
344.02 MW	18-Mar-17



འབྲུག་གྲོག་མི་ལས་འཛིན།

Bhutan Power Corporation Ltd.
Bhutan Power System Operator
Thimphu: Bhutan



Message No.: Enter your message number
From: Shift In-charge, Control Room

Date: 17-Oct-17
Time: 10:04

To
Managing Director, BPC. Email: gemtshering@bpc.bt
Director, O&MD, DGPC. Email: director.omid@drukgreen.com
General Manager, TD, BPC. Email: thinleygyeltshen@bpc.bt
General Manager, DCSD, BPC. Email: sandeprai@bpc.bt
General Manager, BPSO, BPC. Email: ujjwaldahal@bpc.bt

Sub: Load Generation Balance Report of Today (17-Oct-2017).

Hours (BST)	Forecast		Actual	
	Generation	Load	Generation	Load
0:00	1022.6	250	978.7	254.81
0:15	1022.6	251.8	981.2	258.11
0:30	1022.6	251.9	978.5	248.58
0:45	1022.6	249.2	983.1	248.33
1:00	1022.6	246	979.6	253.48
1:15	1022.6	245.8	981.8	255.76
1:30	1022.6	246.9	980.3	258.80
1:45	1022.6	249.8	976.5	256.77
2:00	1022.6	248.1	981.0	258.82
2:15	1022.6	250.6	980.4	253.04
2:30	1022.6	247.4	979.4	250.45
2:45	1022.6	250.7	980.3	249.59
3:00	1022.6	250.4	980.3	248.69
3:15	1022.6	248.7	977.9	250.75
3:30	1022.6	249.4	977.4	249.20
3:45	1022.6	251.5	976.6	244.46
4:00	1022.6	251.4	978.9	249.98
4:15	1022.6	251.4	980.1	251.44
4:30	1022.6	249.2	981.2	250.49
4:45	1022.6	251.5	978.5	252.08
5:00	1022.6	252.5	981.8	255.23
5:15	1022.6	256.2	977.8	252.74
5:30	1022.6	262.9	980.0	254.96
5:45	1022.6	268.2	979.7	255.05
6:00	1022.6	272.8	981.1	261.62
6:15	1022.6	286.2	981.2	273.21
6:30	1022.6	289.1	980.4	276.71
6:45	1022.6	289.9	983.0	285.51
7:00	1022.6	290.2	980.3	288.44
7:15	1022.6	286.9	980.5	278.95
7:30	1022.6	279	978.5	282.20
7:45	1022.6	273.7	985.0	279.41
8:00	1022.6	272.4	974.7	278.54
8:15	1022.6	272.6	979.6	278.09
8:30	1022.6	270.1	980.2	272.32
8:45	1022.6	269.8	976.9	274.35
9:00	1022.6	270.8	980.2	280.62

Coincidental peak load of Day(Last year):	
275.55	19-Oct-17

Maximum Load till date:	
344.02 MW	18-Mar-17

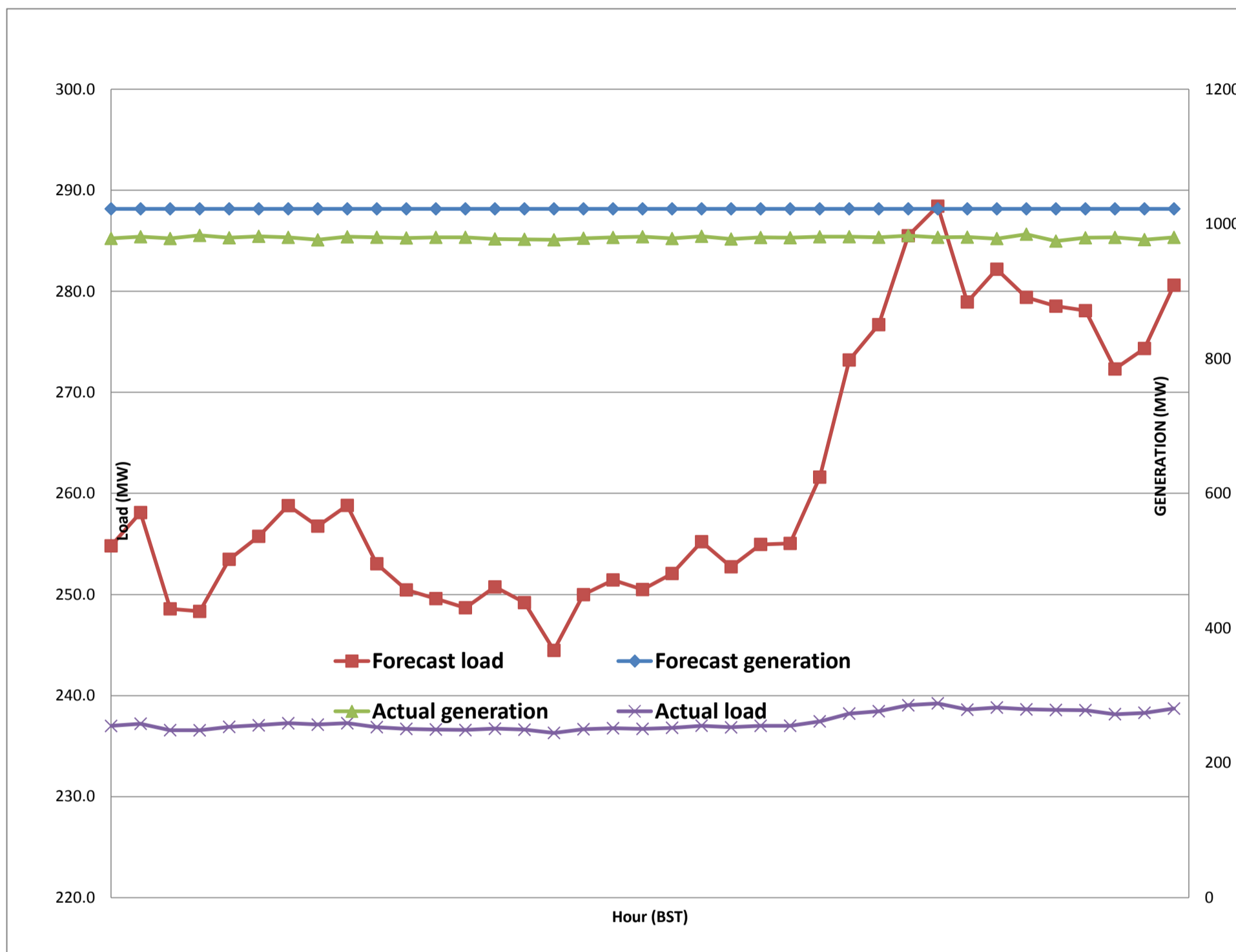
Yours faithfully,
Phub Zam



Message No.: Enter your message number
 From: Shift In-charge, Control Room

Date: 19-Oct-17
 Time: 10:24

Forecast Generation & Load with Actual Generation & Load of Today from 00:00hrs to 09:00hrs(19-Oct-2017).





འབྲུག་གྲོག་ལས་ཁུངས་ལྷན་ཁག།
Bhutan Power Corporation Ltd.
Bhutan Power System Operator
 Thimphu: Bhutan



Message No.: Enter your message number
From: Shift In-charge, Control Room
Date: 19-Oct-17
Time: 10:24

To

Managing Director, BPC. Email: gemtshering@bpc.bt
 Director, O&MD, DGPC. Email: director.umd@drukgreen.com
 General Manager, TD, BPC. Email: ktobgye@bpc.bt
 General Manager, BPSO, BPC. Email: ujjwaldahal@bpc.bt
 Advisor, BPC. Email: bharattamang@bpc.bt

Sub: Load Generation Balance Report of Tomorrow (20-Oct-2017).

Hours (BST)	Forecast		Hours (BST)	Forecast	
	Generation	Load		Generation	Load
0:00	1019.2	252.50	12:00	1019.2	280.2
0:15	1019.2	254.40	12:15	1019.2	282.9
0:30	1019.2	254.70	12:30	1019.2	281.1
0:45	1019.2	252.40	12:45	1019.2	276.1
1:00	1019.2	250.80	13:00	1019.2	273.6
1:15	1019.2	251.50	13:15	1019.2	270.5
1:30	1019.2	252.20	13:30	1019.2	269.3
1:45	1019.2	254.10	13:45	1019.2	266.1
2:00	1019.2	251.90	14:00	1019.2	265.8
2:15	1019.2	255.70	14:15	1019.2	268.5
2:30	1019.2	252.40	14:30	1019.2	270.7
2:45	1019.2	253.80	14:45	1019.2	268
3:00	1019.2	254.30	15:00	1019.2	268.8
3:15	1019.2	252.50	15:15	1019.2	269.4
3:30	1019.2	252.90	15:30	1019.2	268.9
3:45	1019.2	255.60	15:45	1019.2	264.3
4:00	1019.2	254.00	16:00	1019.2	266.9
4:15	1019.2	255.00	16:15	1019.2	269.4
4:30	1019.2	253.70	16:30	1019.2	271.6
4:45	1019.2	256.20	16:45	1019.2	273.8
5:00	1019.2	257.20	17:00	1019.2	279.3
5:15	1019.2	261.10	17:15	1019.2	284.5
5:30	1019.2	266.80	17:30	1019.2	292.9
6:45	1019.2	271.00	17:45	1019.2	301
6:00	1019.2	277.00	18:00	1019.2	310.3
6:15	1019.2	291.70	18:15	1019.2	319.1
6:30	1019.2	295.40	18:30	1019.2	321.1
6:45	1019.2	298.80	18:45	1019.2	315.9
7:00	1019.2	296.60	19:00	1019.2	316.2
7:15	1019.2	294.30	19:15	1019.2	308.2
7:30	1019.2	286.90	19:30	1019.2	305.7
7:45	1019.2	281.00	19:45	1019.2	299
8:00	1019.2	277.20	20:00	1019.2	297
8:15	1019.2	277.70	20:15	1019.2	298.8
8:30	1019.2	275.50	20:30	1019.2	297
8:45	1019.2	273.20	20:45	1019.2	292
9:00	1019.2	274.60	21:00	1019.2	290.4
9:15	1019.2	270.20	21:15	1019.2	289.4
9:30	1019.2	272.40	21:30	1019.2	285.8
9:45	1019.2	270.40	21:45	1019.2	277.9
10:00	1019.2	272.60	22:00	1019.2	274.2
10:15	1019.2	268.80	22:15	1019.2	267.9
10:30	1019.2	272.90	22:30	1019.2	265.2
10:45	1019.2	273.50	22:45	1019.2	263.7
11:00	1019.2	274.40	23:00	1019.2	259
11:15	1019.2	275.60	23:15	1019.2	257.3
11:30	1019.2	276.60	23:30	1019.2	256.7
11:45	1019.2	279.70	23:45	387.3	254.9

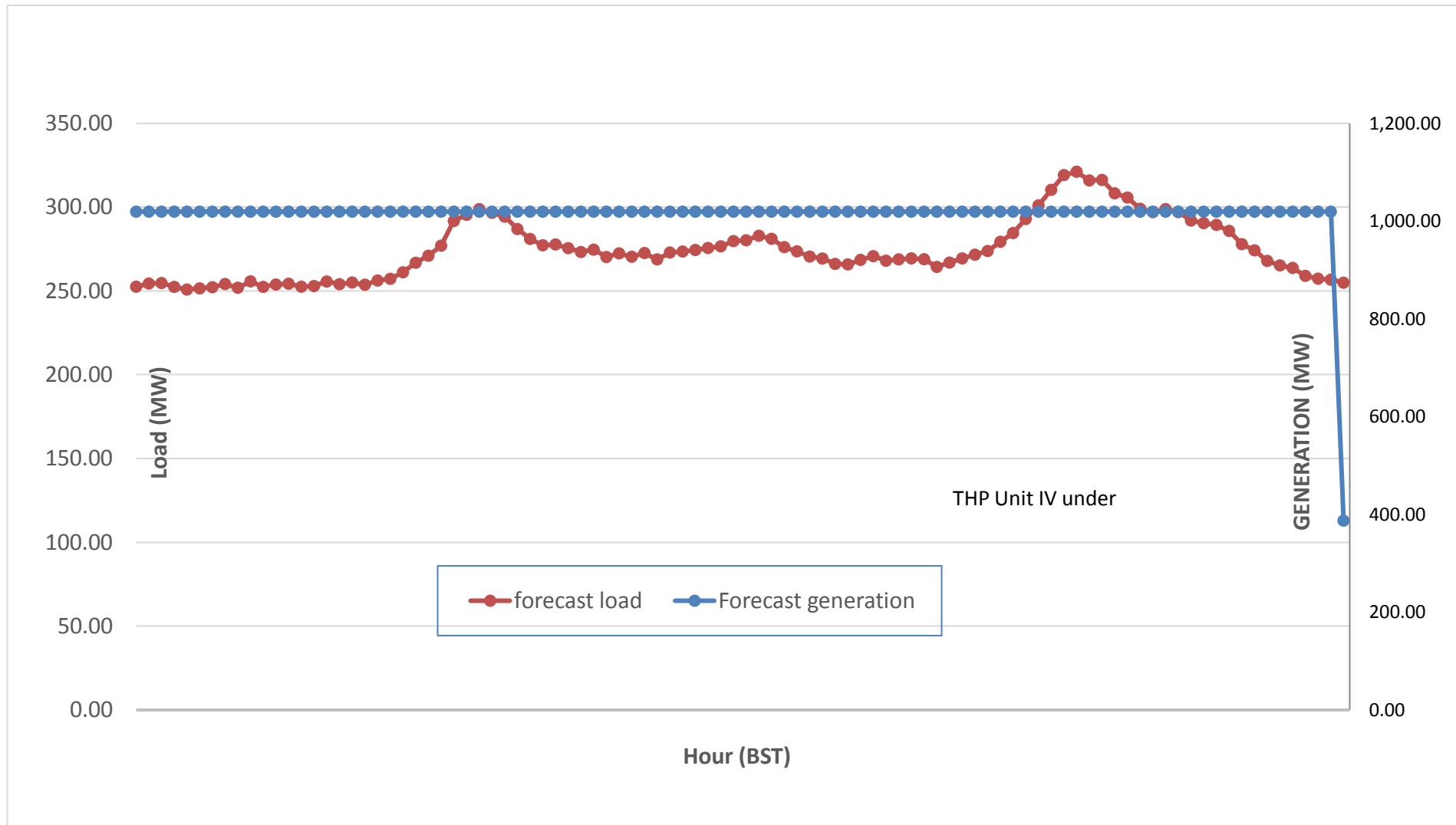
Yours faithfully,
 Phub Zam



Message No.: Enter your message number
 From: Shift In-charge, Control Room

Date: 19-Oct-17
 Time: 10:24

Scheduled Generation & Load Forecast for Tomorrow (20-Oct-2017).



Yours faithfully,
 Phub Zam

	MW
Scheduled Peak Generation(20-Oct-2017).	376.90
Forecast Peak Load(20-Oct-2017).	300.60