



འབྲུག་གླིང་མེ་ལམ་འཛིན།

Bhutan Power Corporation Ltd.
Bhutan Power System Operator
Thimphu: Bhutan



Message No.: Enter your message number
From: Shift In-charge, Control Room

Date: 12-Oct-17
Time: 11:42

To
Managing Director, BPC. Email: gemtshering@bpc.bt
Director, O&MD, DGPC. Email: director.umd@drukgreen.com
General Manager, TD, BPC. Email: ktobgye@bpc.bt
General Manager, DCSD, BPC. Email: sandeeprai@bpc.bt
General Manager, BPSO, BPC. Email: ujjwaldahal@bpc.bt

Sub: Load Generation Balance Report of Yesterday (11-Oct-2017).

Hours (BST)	Forecast		Actual		Hours (BST)	Forecast		Actual	
	Generation	Load	Generation	Load		Generation	Load	Generation	Load
0:00	1182.4	249.4	1497.9	265.2	12:00	1182.4	271.2	1321.0	257.67
0:15	1182.4	247.7	1498.8	264.6	12:15	1182.4	272.5	1325.9	254.64
0:30	1182.4	245.8	1497.3	264.8	12:30	1182.4	269.7	1324.7	255.48
0:45	1182.4	244.6	1499.7	256.9	12:45	1182.4	265.8	1321.8	248.95
1:00	1182.4	245.4	1494.3	254.3	13:00	1182.4	264	1320.6	248.18
1:15	1182.4	246.5	1496.3	259.4	13:15	1182.4	262.3	1322.2	249.37
1:30	1182.4	248.2	1494.5	256.6	13:30	1182.4	261.9	1324.5	242.83
1:45	1182.4	249.7	1492.3	261.1	13:45	1182.4	260.5	1322.5	248.01
2:00	1182.4	248.4	1497.0	262.4	14:00	1182.4	261	1322.7	244.85
2:15	1182.4	250.3	1495.6	262.3	14:15	1182.4	264.4	1370.1	245.25
2:30	1182.4	246.8	1496.6	262.6	14:30	1182.4	263.9	1368.6	242.06
2:45	1182.4	250.1	1494.5	265.0	14:45	1182.4	265.3	1365.9	250.14
3:00	1182.4	250.5	1493.8	261.3	15:00	1182.4	266.6	1367.0	243.59
3:15	1182.4	249.5	1494.6	261.0	15:15	1182.4	268.1	1368.9	247.58
3:30	1182.4	250.3	1495.2	255.2	15:30	1182.4	266.6	1369.7	248.12
3:45	1182.4	250.4	1495.9	256.2	15:45	1182.4	266.6	1367.4	240.11
4:00	1182.4	250.7	1495.3	252.8	16:00	1182.4	267.2	1369.9	252.24
4:15	1182.4	249.9	1493.3	261.9	16:15	1182.4	266.9	1369.3	255.95
4:30	1182.4	246.3	1494.8	261.5	16:30	1182.4	271.4	1368.9	252.75
4:45	1182.4	251.9	1495.3	261.1	16:45	1182.4	266.7	1367.6	253.90
5:00	1182.4	253.8	1494.3	261.9	17:00	1182.4	273.9	1370.1	259.14
5:15	1182.4	257.4	1494.7	266.8	17:15	1182.4	274.7	1371.7	268.83
5:30	1182.4	259.2	1494.1	276.3	17:30	1182.4	265	1368.0	274.01
6:45	1182.4	268.6	1496.6	278.4	17:45	1182.4	286.9	1370.8	279.12
6:00	1182.4	276.2	1493.8	289.9	18:00	1182.4	285.2	1370.4	295.16
6:15	1182.4	285.6	1495.7	297.9	18:15	1182.4	300.1	1372.2	288.59
6:30	1182.4	290.5	1494.9	304.6	18:30	1182.4	308.4	1370.2	298.48
6:45	1182.4	292	1497.8	301.7	18:45	1182.4	309.8	1370.7	299.63
7:00	1182.4	288	1496.5	302.4	19:00	1182.4	312.4	1371.4	301.64
7:15	1182.4	285	1496.2	295.3	19:15	1182.4	309.4	1372.5	299.70
7:30	1182.4	281.2	1496.8	292.4	19:30	1182.4	307.7	1369.1	301.96
7:45	1182.4	272.2	1499.2	287.6	19:45	1182.4	304.6	1371.8	293.65
8:00	1182.4	271.6	1500.1	285.0	20:00	1182.4	300.7	1372.2	290.66
8:15	1182.4	271.6	1498.6	278.3	20:15	1182.4	297.7	1371.7	290.64
8:30	1182.4	272.2	1496.5	278.4	20:30	1182.4	294.1	1370.9	286.10
8:45	1182.4	270.9	1496.9	272.5	20:45	1182.4	290.5	1371.3	284.92
9:00	1182.4	266.8	1496.5	271.6	21:00	1182.4	285	1374.8	278.36
9:15	1182.4	265.4	1498.2	256.4	21:15	1182.4	285	1372.5	273.94
9:30	1182.4	266.2	1461.6	252.3	21:30	1182.4	281.9	1369.7	277.47
9:45	1182.4	264	1446.9	252.1	21:45	1182.4	278.8	1367.3	272.99
10:00	1182.4	264.6	1417.1	250.9	22:00	1182.4	275.4	1365.7	262.58
10:15	1182.4	263.2	1412.5	255.8	22:15	1182.4	268	1369.4	261.66
10:30	1182.4	263.1	1362.8	249.8	22:30	1182.4	267.8	1366.2	260.70
10:45	1182.4	261.1	1364.0	256.7	22:45	1182.4	267.4	1363.8	258.04
11:00	1182.4	265.4	1364.1	253.3	23:00	1182.4	264.4	1367.2	258.43
11:15	1182.4	269.1	1361.5	254.2	23:15	1182.4	262.7	1364.0	256.26
11:30	1182.4	271.9	1323.0	258.7	23:30	1182.4	260.5	1366.7	249.34
11:45	1182.4	268.9	1312.4	256.8	23:45	1182.4	253.9	1366.6	251.62

Yours faithfully,

Sign:Pema lhamo

Coincidental peak load of Day(Last year):	
250.58	11-Oct-16
Maximum Load till date:	
344.02 MW	18-Mar-17



འབྲུག་རྒྱལ་ཁོ་ལས་འཛིན།

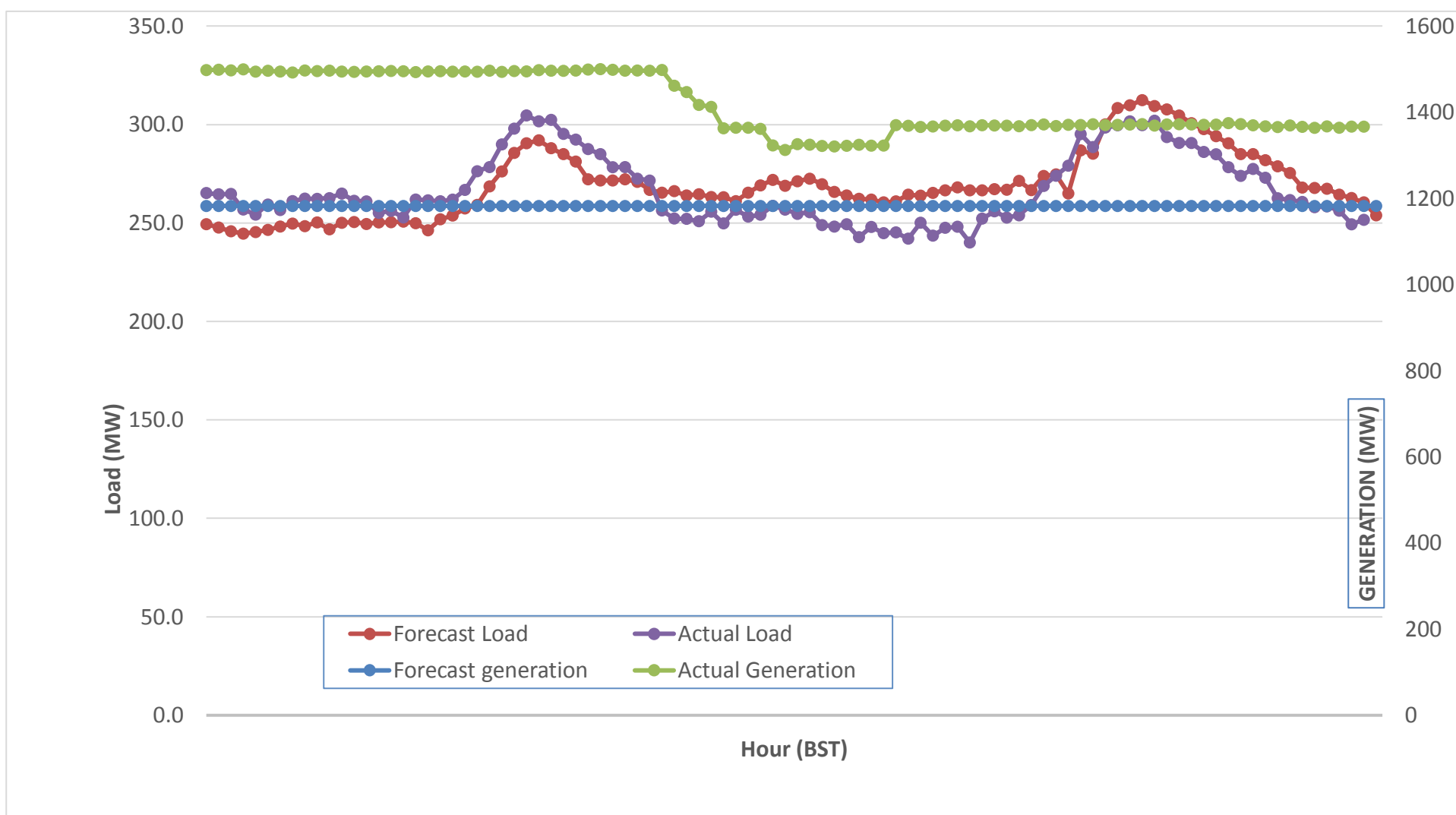
Bhutan Power Corporation Ltd.
 Bhutan Power System Operator
 Thimphu: Bhutan



Message No.: Enter your message number
 From: Shift In-charge, Control Room

Date: 12-Oct-17
 Time: 11:42

Forecast Generation & Load with Actual Generation & Load (11-Oct-2017).



Yours faithfully,

Sign:Pema lhamo

	MW
Peak Co-incident Generation(11-Oct-2017).	1500.13
Peak Co-incident Load(11-Oct-2017).	304.64

Coincidental peak load of Day(Last year):	
250.58	11-Oct-16
Maximum Load till date:	
344.02 MW	18-Mar-17

Telephone: +975-02335631; Fax: +975-02335632; Email: bhutansystemoperator@bpc.bt; www.bpc.bt



འབྲུག་གྲོག་མེ་ལས་འཛིན།

Bhutan Power Corporation Ltd.
Bhutan Power System Operator
Thimphu: Bhutan



Message No.: Enter your message number
From: Shift In-charge, Control Room

Date: 12-Oct-17
Time: 11:42

To

Managing Director, BPC. Email: gemtshering@bpc.bt
Director, O&MD, DGPC. Email: director.omb@drukgreen.com
General Manager, TD, BPC. Email: thinleygyeltshen@bpc.bt
General Manager, DCSD, BPC. Email: sandeprai@bpc.bt
General Manager, BPSO, BPC. Email: ujjwaldahal@bpc.bt

Sub:

Load Generation Balance Report of Today (12-Oct-2017).

Hours (BST)	Forecast		Actual	
	Generation	Load	Generation	Load
0:00	1474.3	249.2	1366.8	248.37
0:15	1474.3	248.5	1368.0	251.00
0:30	1474.3	247	1365.8	250.44
0:45	1474.3	247.7	1367.0	251.71
1:00	1474.3	248.2	1364.4	246.12
1:15	1474.3	250.4	1364.8	249.30
1:30	1474.3	252.1	1366.6	246.85
1:45	1474.3	252.9	1365.5	238.79
2:00	1474.3	250.5	1367.6	241.45
2:15	1474.3	253.4	1368.1	236.95
2:30	1474.3	250.6	1369.4	233.80
2:45	1474.3	253.8	1366.5	232.11
3:00	1474.3	254.8	1370.2	231.00
3:15	1474.3	250.8	1366.2	235.84
3:30	1474.3	249.8	1365.9	238.39
3:45	1474.3	250.4	1365.0	235.25
4:00	1474.3	253.5	1368.8	236.91
4:15	1474.3	252.4	1374.7	240.22
4:30	1474.3	249.6	1369.9	242.29
4:45	1474.3	255.1	1366.6	245.87
5:00	1474.3	256.6	1363.5	246.79
5:15	1474.3	261.2	1325.5	244.28
5:30	1474.3	263.8	1327.8	250.05
5:45	1474.3	271.6	1326.6	253.20
6:00	1474.3	280.3	1329.8	260.98
6:15	1474.3	291.1	1308.6	276.16
6:30	1474.3	293.6	1308.2	276.31
6:45	1474.3	297.8	1306.3	278.98
7:00	1474.3	293.5	1308.3	280.30
7:15	1474.3	289.7	1288.9	275.77
7:30	1474.3	286	1290.6	267.11
7:45	1474.3	277.8	1288.2	262.41
8:00	1474.3	276.4	1286.1	258.15
8:15	1474.3	274.2	1287.6	258.84
8:30	1474.3	274.5	1287.3	257.85
8:45	1474.3	275.5	1290.0	259.70
9:00	1474.3	271.6	1289.0	247.45

Coincidental peak load of Day(Last year):	
251.32	12-Oct-17

Maximum Load till date:	
344.02 MW	18-Mar-17

Yours faithfully,

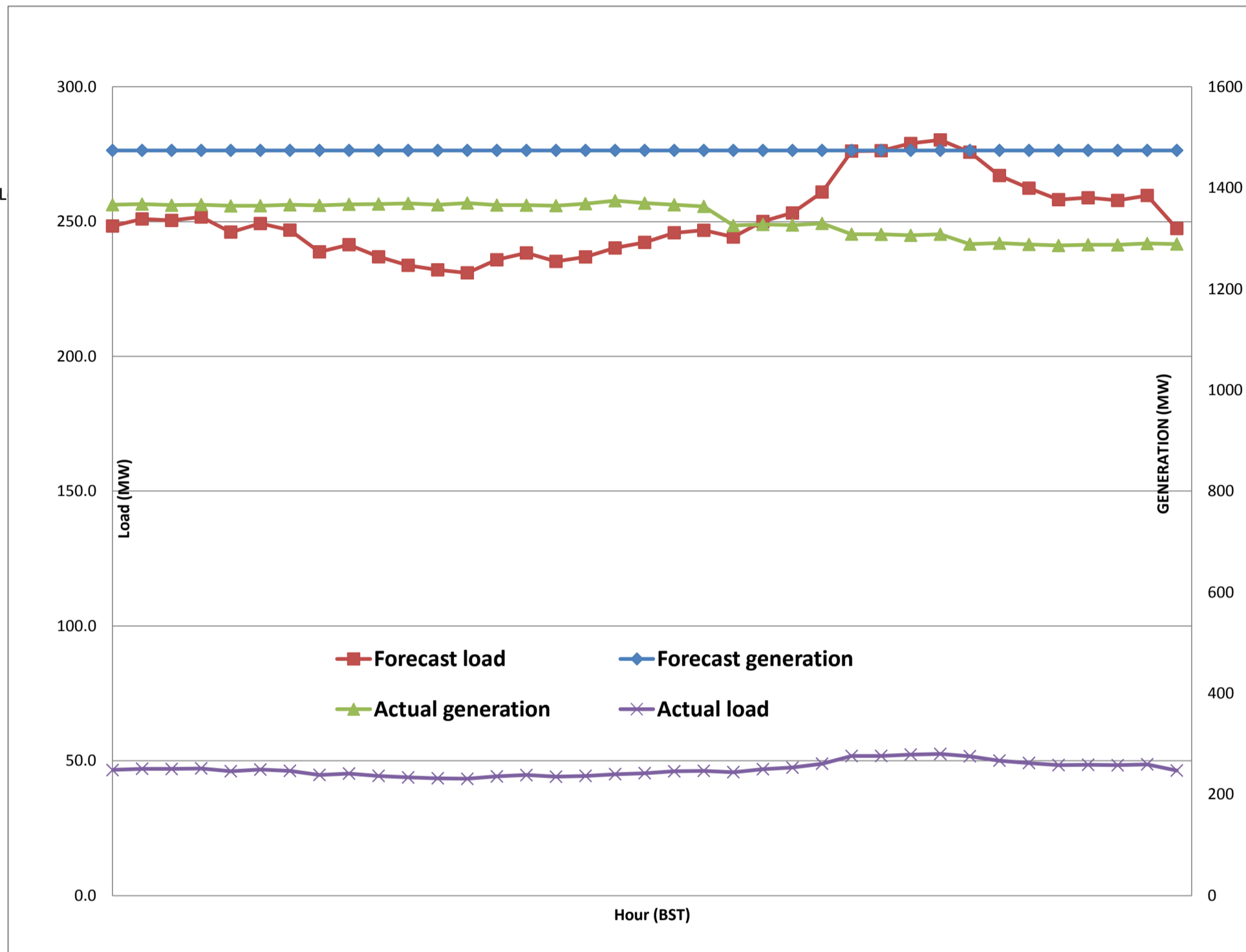
Sign:Pema lhamo



Message No.: Enter your message number
 From: Shift In-charge, Control Room

10/1/2017 12:50 12-Oct-17
 10/1/2017 12:50 11:42

Forecast Generation & Load with Actual Generation & Load of Today from 00:00hrs to 09:00hrs(12-Oct-2017).





འབྲུག་གྲོག་ལས་ཁུངས་ལྷན་ཁག།
Bhutan Power Corporation Ltd.
Bhutan Power System Operator
 Thimphu: Bhutan



Message No.: Enter your message number
From: Shift In-charge, Control Room
Date: 12-Oct-17
Time: 11:42
To: Managing Director, BPC. Email: gemtshering@bpc.bt
 Director, O&MD, DGPC. Email: director.umd@drukgreen.com
 General Manager, TD, BPC. Email: ktobgye@bpc.bt
 General Manager, BPSO, BPC. Email: ujjwaldahal@bpc.bt
 Advisor, BPC. Email: bharattamang@bpc.bt
Sub: Load Generation Balance Report of Tomorrow (13-Oct-2017).

 ###

Hours (BST)	Forecast		Hours (BST)	Forecast	
	Generation	Load		Generation	Load
0:00	1367.4	252.40	12:00	1367.4	269
0:15	1367.4	252.10	12:15	1367.4	272.9
0:30	1367.4	252.50	12:30	1367.4	268.3
0:45	1367.4	250.60	12:45	1367.4	262.6
1:00	1367.4	249.70	13:00	1367.4	263.3
1:15	1367.4	253.70	13:15	1367.4	261.5
1:30	1367.4	253.90	13:30	1367.4	260.3
1:45	1367.4	256.10	13:45	1367.4	260.7
2:00	1367.4	254.00	14:00	1367.4	259.2
2:15	1367.4	256.30	14:15	1367.4	262.3
2:30	1367.4	254.20	14:30	1367.4	264.8
2:45	1367.4	257.20	14:45	1367.4	263.1
3:00	1367.4	256.90	15:00	1367.4	265.1
3:15	1367.4	253.20	15:15	1367.4	266.6
3:30	1367.4	252.20	15:30	1367.4	266.9
3:45	1367.4	252.90	15:45	1367.4	266.3
4:00	1367.4	254.80	16:00	1367.4	270.2
4:15	1367.4	254.20	16:15	1367.4	268.6
4:30	1367.4	251.80	16:30	1367.4	271
4:45	1367.4	257.60	16:45	1367.4	270.1
5:00	1367.4	258.70	17:00	1367.4	277.7
5:15	1367.4	264.00	17:15	1367.4	279.8
5:30	1367.4	267.30	17:30	1367.4	278.1
6:45	1367.4	274.10	17:45	1367.4	294.2
6:00	1367.4	282.90	18:00	1367.4	294.7
6:15	1367.4	295.10	18:15	1367.4	306.5
6:30	1367.4	297.20	18:30	1367.4	312.9
6:45	1367.4	300.10	18:45	1367.4	314.3
7:00	1367.4	296.10	19:00	1367.4	314.7
7:15	1367.4	291.70	19:15	1367.4	311.6
7:30	1367.4	286.40	19:30	1367.4	309.9
7:45	1367.4	280.80	19:45	1367.4	305.9
8:00	1367.4	279.20	20:00	1367.4	300.3
8:15	1367.4	276.50	20:15	1367.4	298.7
8:30	1367.4	276.30	20:30	1367.4	296.5
8:45	1367.4	274.50	20:45	1367.4	290
9:00	1367.4	271.40	21:00	1367.4	284.4
9:15	1367.4	265.50	21:15	1367.4	285
9:30	1367.4	266.90	21:30	1367.4	282.1
9:45	1367.4	264.80	21:45	1367.4	279.1
10:00	1367.4	265.60	22:00	1367.4	274.1
10:15	1367.4	263.90	22:15	1367.4	268.3
10:30	1367.4	266.00	22:30	1367.4	268.8
10:45	1367.4	265.40	22:45	1367.4	267
11:00	1367.4	268.80	23:00	1367.4	264.5
11:15	1367.4	270.90	23:15	1367.4	262.6
11:30	1367.4	274.00	23:30	1367.4	260.2
11:45	1367.4	271.40	23:45	1367.4	256.9

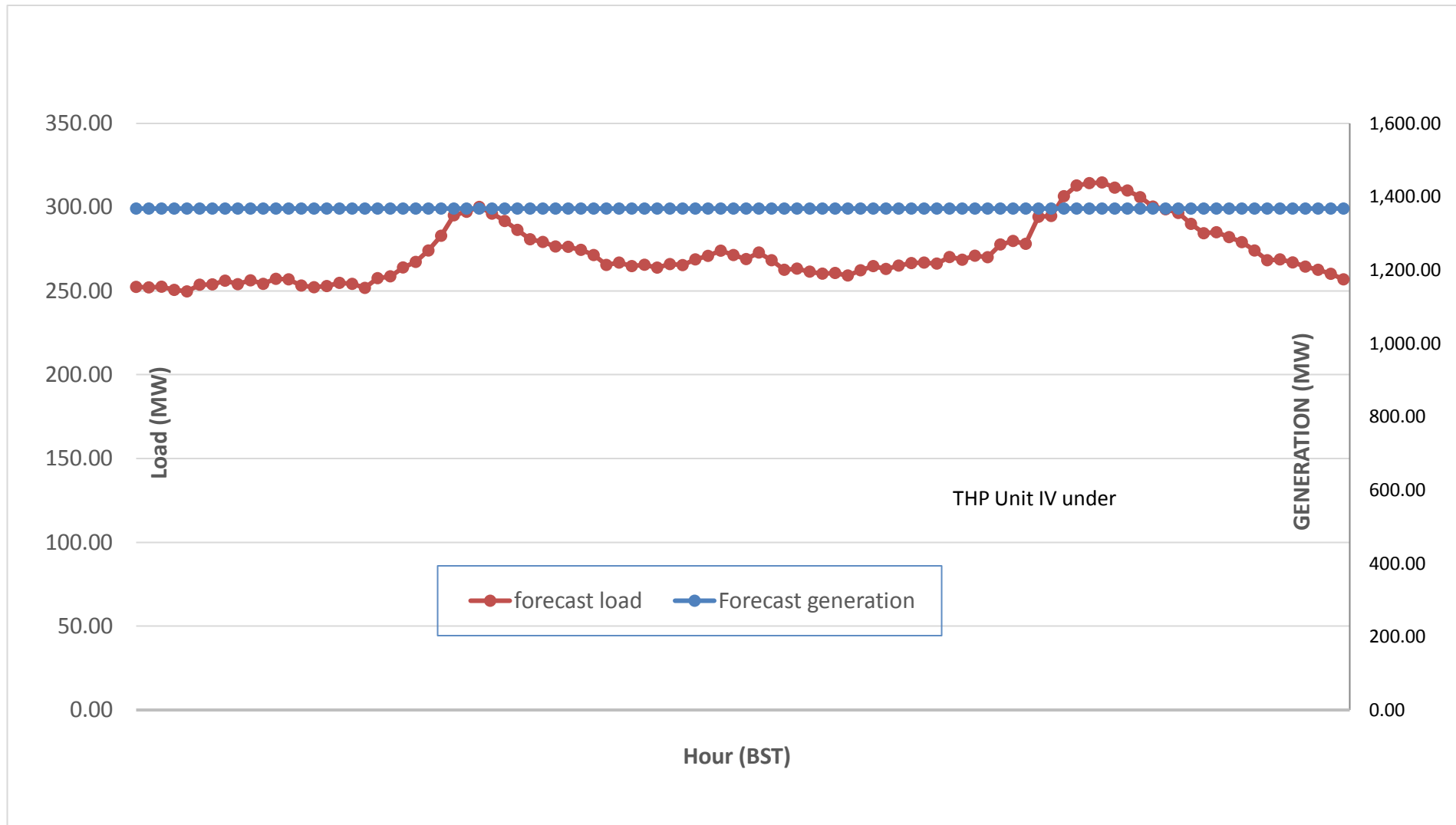
Yours faithfully,
 Sign:Pema lhamo



Message No.: Enter your message number
 From: Shift In-charge, Control Room

Date: 12-Oct-17
 Time: 11:42

Scheduled Generation & Load Forecast for Tomorrow (13-Oct-2017).



Yours faithfully,

Sign:Pema Iharr

	MW
Scheduled Peak Generation(13-Oct-2017).	376.90
Forecast Peak Load(13-Oct-2017).	300.60