



འབྲུག་གླིང་གི་ལམ་འཛིན།

Bhutan Power Corporation Ltd.
Bhutan Power System Operator
Thimphu: Bhutan



Message No.: Enter your message number
From: Shift In-charge, Control Room

Date: 11-Oct-17
Time: 11:49

To
Managing Director, BPC. Email: gemtshering@bpc.bt
Director, O&MD, DGPC. Email: director.omb@drukgreen.com
General Manager, TD, BPC. Email: ktobgye@bpc.bt
General Manager, DCSD, BPC. Email: sandeeprai@bpc.bt
General Manager, BPSO, BPC. Email: ujjwaldahal@bpc.bt

Sub: Load Generation Balance Report of Yesterday (10-Oct-2017).

Hours (BST)	Forecast		Actual		Hours (BST)	Forecast		Actual	
	Generation	Load	Generation	Load		Generation	Load	Generation	Load
0:00	1278.6	246.6	1143.3	246.2	12:00	1278.6	267.6	1106.8	287.08
0:15	1278.6	244.6	1141.3	245.3	12:15	1278.6	267.3	1104.6	290.08
0:30	1278.6	244.9	1141.7	245.4	12:30	1278.6	266.1	1107.7	290.60
0:45	1278.6	243.8	1137.8	250.1	12:45	1278.6	263.1	1104.9	280.76
1:00	1278.6	243	1143.7	253.5	13:00	1278.6	264.2	1107.8	272.59
1:15	1278.6	243.7	1141.4	256.7	13:15	1278.6	260.7	1107.8	276.13
1:30	1278.6	243.1	1142.8	249.5	13:30	1278.6	261	1106.7	275.42
1:45	1278.6	245.1	1141.9	262.3	13:45	1278.6	258.4	1109.4	274.90
2:00	1278.6	243.7	1144.0	255.6	14:00	1278.6	257.6	1105.0	276.81
2:15	1278.6	244.2	1142.5	260.1	14:15	1278.6	260.6	1110.3	279.51
2:30	1278.6	241	1140.0	256.7	14:30	1278.6	259.4	1109.9	284.13
2:45	1278.6	245.1	1141.9	258.9	14:45	1278.6	261.5	1107.5	275.66
3:00	1278.6	244.2	1140.0	262.7	15:00	1278.6	262.6	1106.3	276.68
3:15	1278.6	242.6	1143.5	252.9	15:15	1278.6	264.3	1107.8	281.63
3:30	1278.6	244.8	1143.4	255.0	15:30	1278.6	261.7	1108.6	281.30
3:45	1278.6	244.9	1139.4	243.8	15:45	1278.6	262.2	1110.1	283.68
4:00	1278.6	246.5	1141.8	257.1	16:00	1278.6	261.5	1108.1	284.84
4:15	1278.6	247.3	1144.5	256.7	16:15	1278.6	260.3	1111.6	286.32
4:30	1278.6	247	1139.6	254.6	16:30	1278.6	265.4	1106.9	282.59
4:45	1278.6	247.8	1143.7	261.6	16:45	1278.6	262.3	1111.2	289.44
5:00	1278.6	247.9	1143.7	261.8	17:00	1278.6	267.4	1111.5	298.84
5:15	1278.6	251.9	1139.3	264.4	17:15	1278.6	267.7	1122.3	301.35
5:30	1278.6	252.3	1142.8	269.7	17:30	1278.6	254	1126.4	309.25
6:45	1278.6	261.9	1145.6	271.8	17:45	1278.6	277.1	1126.6	311.71
6:00	1278.6	269.7	1140.6	285.7	18:00	1278.6	271.6	1123.9	323.17
6:15	1278.6	277	1142.8	298.6	18:15	1278.6	287.3	1128.6	330.93
6:30	1278.6	281.5	1106.1	291.7	18:30	1278.6	300.1	1128.6	327.69
6:45	1278.6	283.9	1102.8	307.3	18:45	1278.6	302.6	1132.0	329.27
7:00	1278.6	282.5	1101.0	301.3	19:00	1278.6	307.3	1130.1	326.94
7:15	1278.6	283.2	1101.3	294.6	19:15	1278.6	304.5	1243.6	321.91
7:30	1278.6	279.3	1099.1	295.0	19:30	1278.6	304.3	1245.0	313.38
7:45	1278.6	273.1	1099.3	294.6	19:45	1278.6	302.9	1245.7	310.50
8:00	1278.6	269.9	1105.9	287.7	20:00	1278.6	297.9	1249.3	308.85
8:15	1278.6	270.5	1105.2	281.4	20:15	1278.6	294.7	1272.1	305.26
8:30	1278.6	270.4	1101.0	266.4	20:30	1278.6	292.5	1272.9	303.94
8:45	1278.6	269.7	1104.5	281.7	20:45	1278.6	289.9	1356.8	294.91
9:00	1278.6	264.8	1104.9	284.0	21:00	1278.6	286.3	1385.8	293.34
9:15	1278.6	265.3	1105.9	278.2	21:15	1278.6	284.5	1384.5	288.15
9:30	1278.6	265.2	1102.9	276.8	21:30	1278.6	281.6	1388.5	280.42
9:45	1278.6	262.2	1109.5	281.4	21:45	1278.6	278.8	1380.6	275.84
10:00	1278.6	264	1107.1	277.5	22:00	1278.6	275	1419.5	278.67
10:15	1278.6	262.3	1104.9	284.4	22:15	1278.6	268.8	1412.8	270.66
10:30	1278.6	262.2	1105.7	287.5	22:30	1278.6	265.8	1457.6	270.93
10:45	1278.6	260.1	1104.4	285.9	22:45	1278.6	265.3	1455.4	271.81
11:00	1278.6	261.7	1104.1	285.9	23:00	1278.6	262.2	1454.1	267.26
11:15	1278.6	264.1	1104.7	282.8	23:15	1278.6	259.7	1461.9	266.73
11:30	1278.6	267.3	1105.6	291.2	23:30	1278.6	258.6	1496.7	261.39
11:45	1278.6	263.9	1105.2	289.6	23:45	1278.6	252	1499.4	264.24

Yours faithfully,

Sign: Phub Zam

Coincidental peak load of Day(Last year):	
251.76	10-Oct-16
Maximum Load till date:	
344.02 MW	18-Mar-17



འབྲུག་རྒྱལ་ཁོ་ལས་འཛིན།

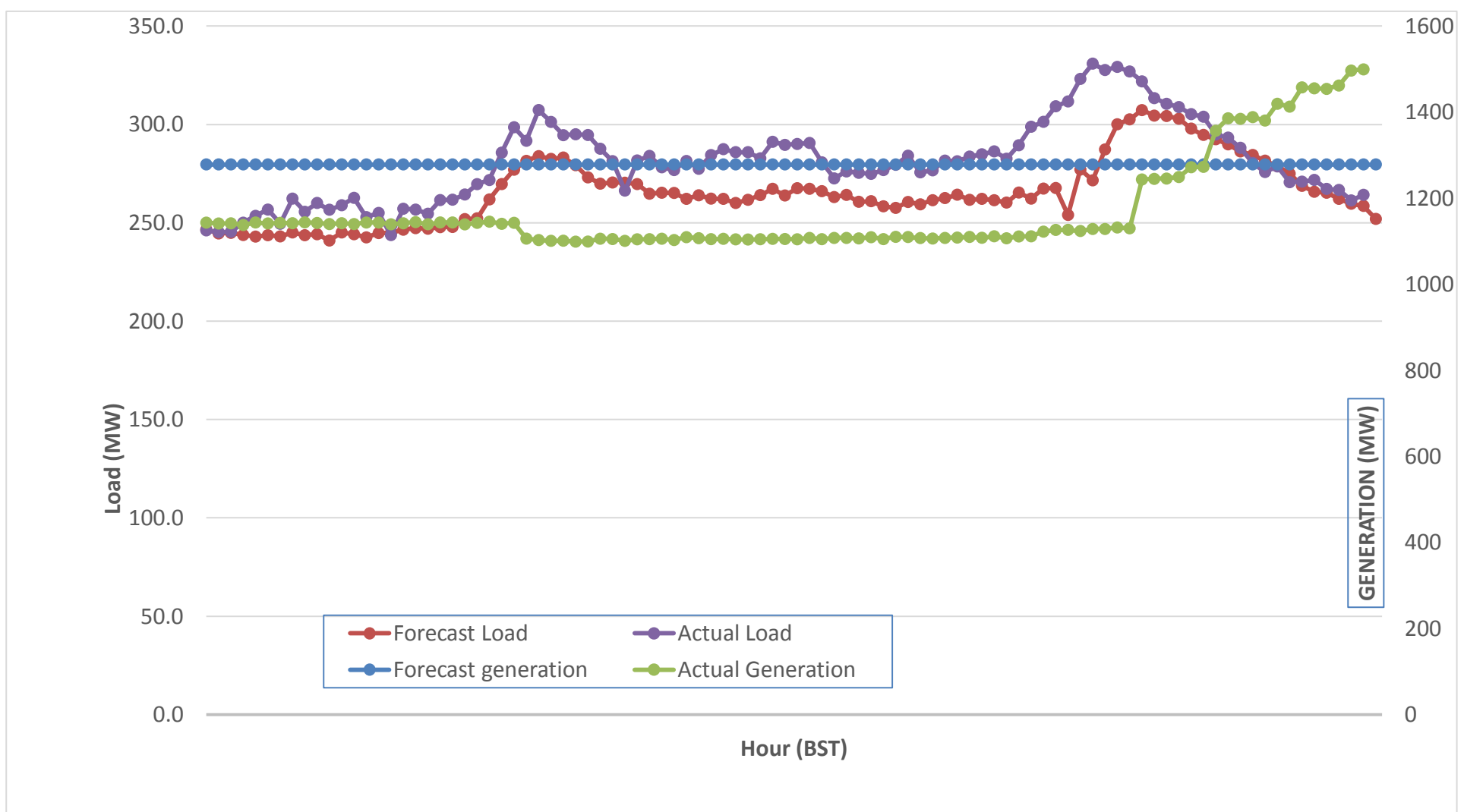
Bhutan Power Corporation Ltd.
 Bhutan Power System Operator
 Thimphu: Bhutan



Message No.: Enter your message number
 From: Shift In-charge, Control Room

Date: 11-Oct-17
 Time: 11:49

Forecast Generation & Load with Actual Generation & Load (10-Oct-2017).



Yours faithfully,

Sign: Phub Zam

	MW
Peak Co-incident Generation(10-Oct-2017).	1499.44
Peak Co-incident Load(10-Oct-2017).	330.93

Coincidental peak load of Day(Last year):	
251.76	10-Oct-16
Maximum Load till date:	
344.02 MW	18-Mar-17

Telephone: +975-02335631; Fax: +975-02335632; Email: bhutansystemoperator@bpc.bt; www.bpc.bt



ལྷན་སྐྱོད་ལེ་ལས་འཛིན།
Bhutan Power Corporation Ltd.
Bhutan Power System Operator
Thimphu: Bhutan



Message No.: Enter your message number
From: Shift In-charge, Control Room

Date: 11-Oct-17
Time: 11:49

To
 Managing Director, BPC. Email: gemtshering@bpc.bt
 Director, O&MD, DGPC. Email: director.omid@drukgreen.com
 General Manager, TD, BPC. Email: thinleygyeltshen@bpc.bt
 General Manager, DCSD, BPC. Email: sandeprai@bpc.bt
 General Manager, BPSO, BPC. Email: ujjwaldahal@bpc.bt

Sub: Load Generation Balance Report of Today (11-Oct-2017).

Hours (BST)	Forecast		Actual	
	Generation	Load	Generation	Load
0:00	1182.4	249.4	1497.9	265.24
0:15	1182.4	247.7	1498.8	264.59
0:30	1182.4	245.8	1497.3	264.78
0:45	1182.4	244.6	1499.7	256.85
1:00	1182.4	245.4	1494.3	254.26
1:15	1182.4	246.5	1496.3	259.38
1:30	1182.4	248.2	1494.5	256.60
1:45	1182.4	249.7	1492.3	261.13
2:00	1182.4	248.4	1497.0	262.39
2:15	1182.4	250.3	1495.6	262.27
2:30	1182.4	246.8	1496.6	262.63
2:45	1182.4	250.1	1494.5	264.95
3:00	1182.4	250.5	1493.8	261.28
3:15	1182.4	249.5	1494.6	260.98
3:30	1182.4	250.3	1495.2	255.16
3:45	1182.4	250.4	1495.9	256.18
4:00	1182.4	250.7	1495.3	252.82
4:15	1182.4	249.9	1493.3	261.91
4:30	1182.4	246.3	1494.8	261.53
4:45	1182.4	251.9	1495.3	261.05
5:00	1182.4	253.8	1494.3	261.88
5:15	1182.4	257.4	1494.7	266.81
5:30	1182.4	259.2	1494.1	276.29
5:45	1182.4	268.6	1496.6	278.40
6:00	1182.4	276.2	1493.8	289.93
6:15	1182.4	285.6	1495.7	297.93
6:30	1182.4	290.5	1494.9	304.64
6:45	1182.4	292	1497.8	301.66
7:00	1182.4	288	1496.5	302.39
7:15	1182.4	285	1496.2	295.27
7:30	1182.4	281.2	1496.8	292.37
7:45	1182.4	272.2	1499.2	287.56
8:00	1182.4	271.6	1500.1	284.98
8:15	1182.4	271.6	1498.6	278.34
8:30	1182.4	272.2	1496.5	278.41
8:45	1182.4	270.9	1496.9	272.52
9:00	1182.4	266.8	1496.5	271.56

Coincidental peak load of Day(Last year):	
241.63	11-Oct-17

Maximum Load till date:	
344.02 MW	18-Mar-17

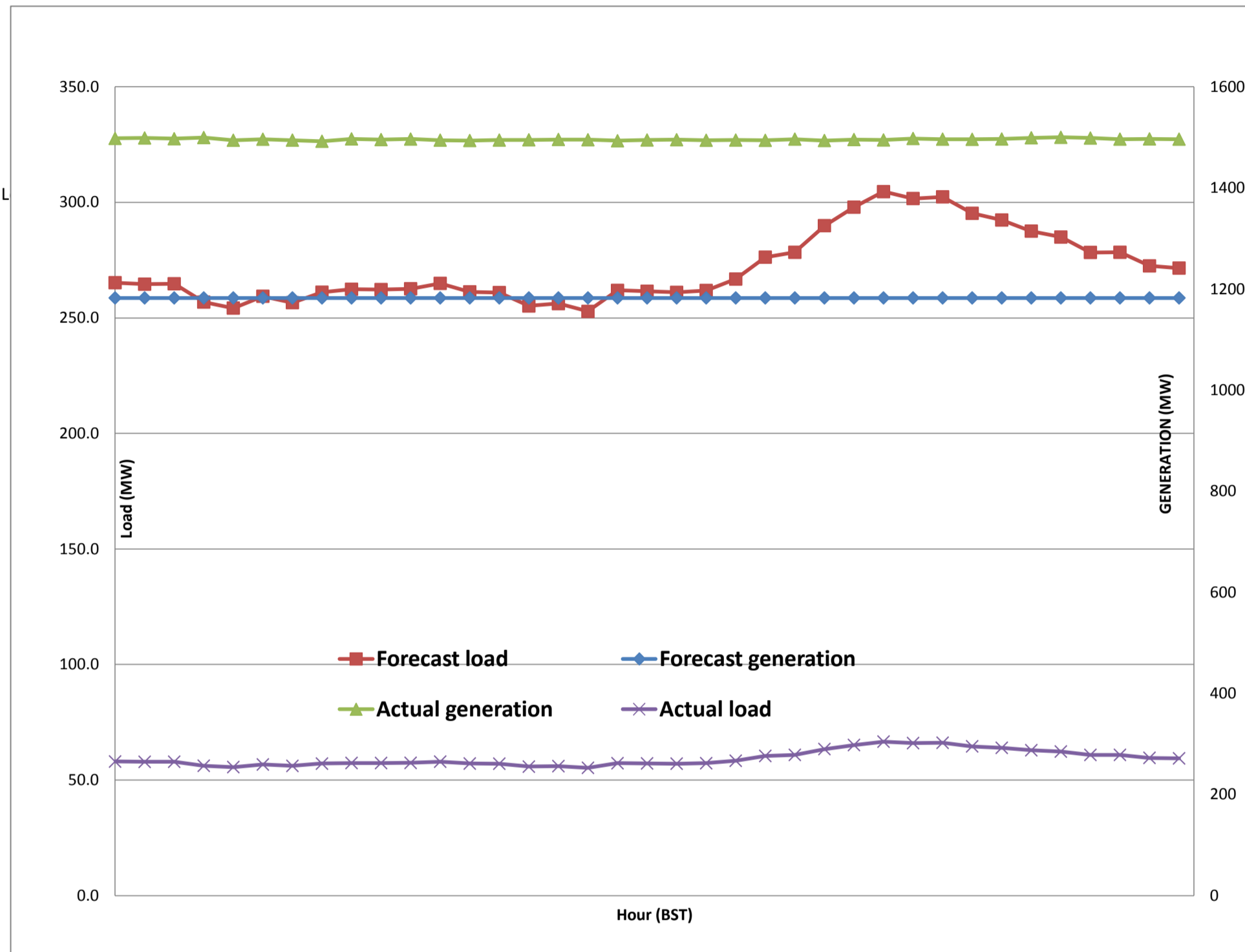
Yours faithfully,
 Sign:Phub Zam



Message No.: Enter your message number
 From: Shift In-charge, Control Room

10/1/2017 12:50 11-Oct-17
 10/1/2017 12:50 11:49

Forecast Generation & Load with Actual Generation & Load of Today from 00:00hrs to 09:00hrs(11-Oct-2017).





འབྲུག་གྲོག་ལས་ཁུངས་ལྷན་ཁག།
Bhutan Power Corporation Ltd.
Bhutan Power System Operator
 Thimphu: Bhutan



Message No.: Enter your message number
From: Shift In-charge, Control Room
Date: 11-Oct-17
Time: 11:49
To: Managing Director, BPC. Email: gemtshering@bpc.bt
 Director, O&MD, DGPC. Email: director.umd@drukgreen.com
 General Manager, TD, BPC. Email: ktobgye@bpc.bt
 General Manager, BPSO, BPC. Email: ujjwaldahal@bpc.bt
 Advisor, BPC. Email: bharattamang@bpc.bt
Sub: Load Generation Balance Report of Tomorrow (12-Oct-2017).

 ###

Hours (BST)	Forecast		Hours (BST)	Forecast	
	Generation	Load		Generation	Load
0:00	1474.3	249.20	12:00	1474.3	272.4
0:15	1474.3	248.50	12:15	1474.3	277.7
0:30	1474.3	247.00	12:30	1474.3	271.9
0:45	1474.3	247.70	12:45	1474.3	266.7
1:00	1474.3	248.20	13:00	1474.3	266.6
1:15	1474.3	250.40	13:15	1474.3	264.9
1:30	1474.3	252.10	13:30	1474.3	264.1
1:45	1474.3	252.90	13:45	1474.3	263.5
2:00	1474.3	250.50	14:00	1474.3	263
2:15	1474.3	253.40	14:15	1474.3	266.1
2:30	1474.3	250.60	14:30	1474.3	269.4
2:45	1474.3	253.80	14:45	1474.3	265.9
3:00	1474.3	254.80	15:00	1474.3	270.1
3:15	1474.3	250.80	15:15	1474.3	270.8
3:30	1474.3	249.80	15:30	1474.3	270.5
3:45	1474.3	250.40	15:45	1474.3	271.4
4:00	1474.3	253.50	16:00	1474.3	273
4:15	1474.3	252.40	16:15	1474.3	272.1
4:30	1474.3	249.60	16:30	1474.3	275.4
4:45	1474.3	255.10	16:45	1474.3	274.3
5:00	1474.3	256.60	17:00	1474.3	280.9
5:15	1474.3	261.20	17:15	1474.3	281.8
5:30	1474.3	263.80	17:30	1474.3	277
6:00	1474.3	271.60	17:45	1474.3	295.6
6:15	1474.3	280.30	18:00	1474.3	296.2
6:30	1474.3	291.10	18:15	1474.3	308.7
6:45	1474.3	293.60	18:30	1474.3	315.6
7:00	1474.3	297.80	18:45	1474.3	316.5
7:15	1474.3	293.50	19:00	1474.3	317.3
7:30	1474.3	289.70	19:15	1474.3	313.1
7:45	1474.3	286.00	19:30	1474.3	311.4
8:00	1474.3	277.80	19:45	1474.3	307.8
8:15	1474.3	276.40	20:00	1474.3	302.9
8:30	1474.3	274.20	20:15	1474.3	300.7
8:45	1474.3	274.50	20:30	1474.3	297.8
9:00	1474.3	275.50	20:45	1474.3	292.1
9:15	1474.3	271.60	21:00	1474.3	287.2
9:30	1474.3	269.30	21:15	1474.3	288.1
9:45	1474.3	269.40	21:30	1474.3	283.1
10:00	1474.3	268.20	21:45	1474.3	280.6
10:15	1474.3	267.50	22:00	1474.3	276.8
10:30	1474.3	268.90	22:15	1474.3	269.6
10:45	1474.3	269.20	22:30	1474.3	270.7
11:00	1474.3	268.00	22:45	1474.3	268.9
11:15	1474.3	271.10	23:00	1474.3	266
11:30	1474.3	274.40	23:15	1474.3	264.5
11:45	1474.3	277.70	23:30	1418.5	262.5
			23:45	1418.5	257.3

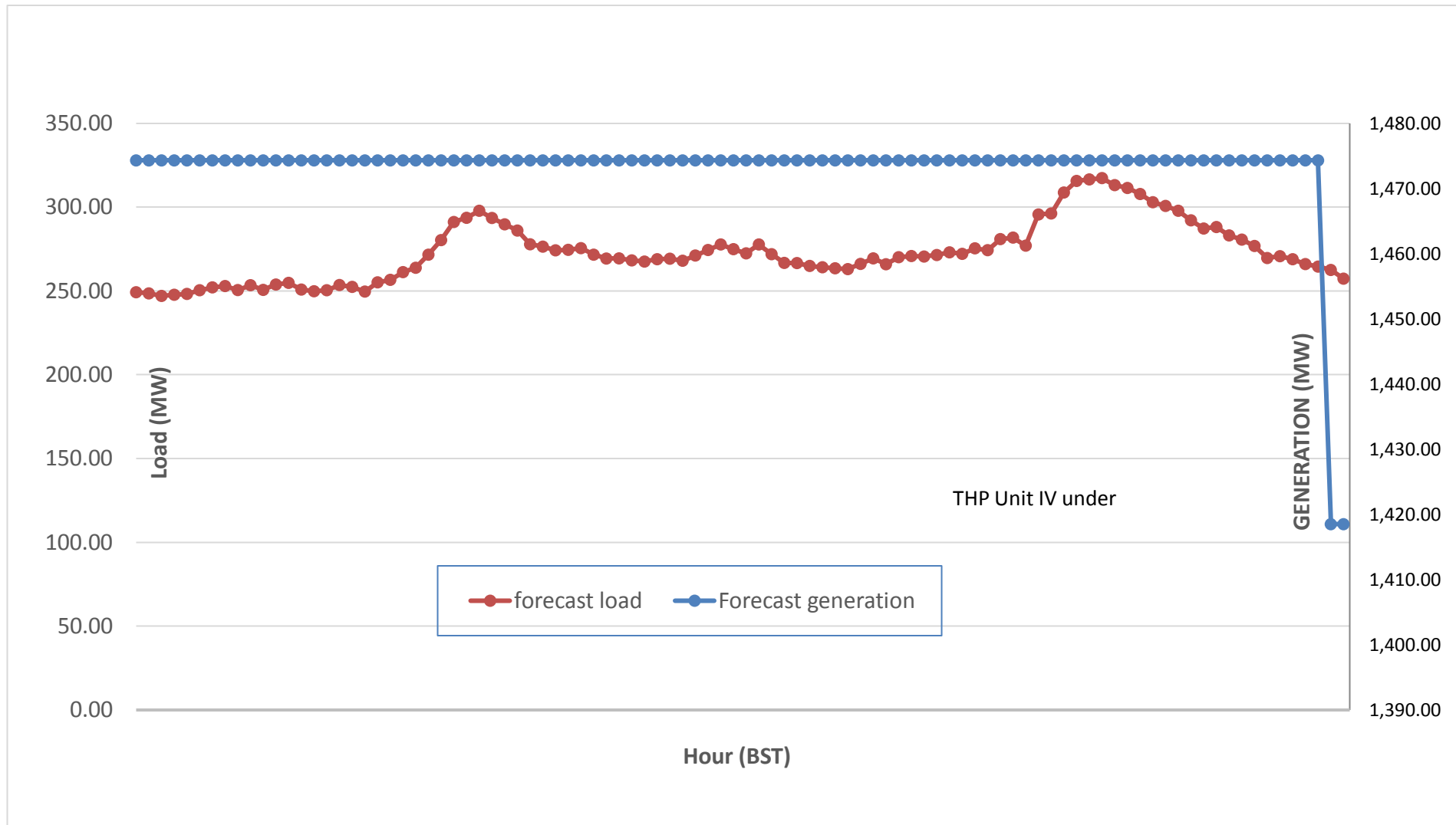
Yours faithfully,
 Sign:Phub Zam



Message No.: Enter your message number
 From: Shift In-charge, Control Room

Date: 11-Oct-17
 Time: 11:49

Scheduled Generation & Load Forecast for Tomorrow (12-Oct-2017).



Yours faithfully,
 Sign: Phub Zam

	MW
Scheduled Peak Generation(12-Oct-2017).	376.90
Forecast Peak Load(12-Oct-2017).	300.60