



འབྲུག་གྲོག་མེ་ལས་འཛིན།

Bhutan Power Corporation Ltd.  
Bhutan Power System Operator  
Thimphu: Bhutan



Message No.: Enter your message number  
From: Shift In-charge, Control Room

Date: 8-Oct-17  
Time: 11:53

To  
Managing Director, BPC. Email: gemtshering@bpc.bt  
Director, O&MD, DGPC. Email: director.umd@drukgreen.com  
General Manager, TD, BPC. Email: ktobgye@bpc.bt  
General Manager, DCSD, BPC. Email: sandeeprai@bpc.bt  
General Manager, BPSO, BPC. Email: ujjwaldahal@bpc.bt

Sub: Load Generation Balance Report of Yesterday (07-Oct-2017).

Hours (BST)	Forecast		Actual		Hours (BST)	Forecast		Actual	
	Generation	Load	Generation	Load		Generation	Load	Generation	Load
0:00	1295.9	251.4	1213.5	237.0	12:00	1295.9	258.1	1277.3	268.83
0:15	1295.9	247.6	1243.2	237.1	12:15	1295.9	257.5	1279.4	264.81
0:30	1295.9	247.6	1241.6	241.9	12:30	1295.9	257	1278.3	268.55
0:45	1295.9	247.3	1241.7	241.6	12:45	1295.9	254.1	1278.4	262.74
1:00	1295.9	247.2	1239.9	235.9	13:00	1295.9	253.1	1275.8	258.98
1:15	1295.9	248.1	1234.8	241.7	13:15	1295.9	253	1279.0	256.63
1:30	1295.9	245.8	1230.6	238.0	13:30	1295.9	250.3	1277.3	257.55
1:45	1295.9	248.6	1232.2	241.9	13:45	1295.9	252.4	1278.7	255.57
2:00	1295.9	246.4	1232.3	241.5	14:00	1295.9	251.5	1276.7	250.51
2:15	1295.9	245.6	1231.7	240.4	14:15	1295.9	251.8	1278.3	256.86
2:30	1295.9	244.9	1224.8	244.9	14:30	1295.9	252.2	1278.6	261.92
2:45	1295.9	250.4	1224.7	243.7	14:45	1295.9	255.4	1277.8	254.15
3:00	1295.9	249	1224.6	242.9	15:00	1295.9	256.8	1277.9	248.21
3:15	1295.9	246.7	1224.5	237.8	15:15	1295.9	258.3	1273.2	245.92
3:30	1295.9	247	1225.3	241.5	15:30	1295.9	255	1277.5	246.16
3:45	1295.9	244.2	1219.9	239.3	15:45	1295.9	254.7	1273.8	237.61
4:00	1295.9	247.5	1218.1	243.3	16:00	1295.9	255.3	1274.0	234.17
4:15	1295.9	246.8	1215.5	243.6	16:15	1295.9	255.9	1260.9	232.64
4:30	1295.9	248.7	1218.2	243.4	16:30	1295.9	258.3	1262.5	235.96
4:45	1295.9	250.4	1218.4	245.0	16:45	1295.9	256.6	1262.2	237.00
5:00	1295.9	252.5	1215.3	246.6	17:00	1295.9	260.5	1260.1	236.07
5:15	1295.9	254.6	1217.3	248.3	17:15	1295.9	264.1	1261.8	242.68
5:30	1295.9	258.2	1213.5	245.3	17:30	1295.9	273.9	1265.7	248.24
6:45	1295.9	264.2	1214.1	258.8	17:45	1295.9	282.4	1265.6	262.03
6:00	1295.9	273.8	1215.7	264.2	18:00	1295.9	292.9	1265.7	157.98
6:15	1295.9	281.2	1214.0	273.1	18:15	1317.7	301.9	1266.2	199.40
6:30	1295.9	283	1211.7	274.4	18:30	1317.7	308.7	1263.0	216.50
6:45	1295.9	286.7	1215.3	276.7	18:45	1317.7	306.7	1264.3	255.55
7:00	1295.9	284.1	1225.3	276.9	19:00	1317.7	302.7	1265.7	279.13
7:15	1295.9	282.8	1233.9	280.2	19:15	1317.7	302.1	1264.5	270.88
7:30	1295.9	278.5	1233.3	272.8	19:30	1317.7	300	1266.1	283.02
7:45	1295.9	270.9	1229.8	274.2	19:45	1317.7	294.3	1268.8	290.13
8:00	1295.9	268.3	1229.1	273.3	20:00	1317.7	292	1267.9	285.54
8:15	1295.9	269.4	1240.8	270.1	20:15	1317.7	290.3	1283.5	282.59
8:30	1295.9	266.7	1248.3	272.4	20:30	1317.7	284.7	1289.2	277.09
8:45	1295.9	265.5	1264.2	271.6	20:45	1317.7	284.4	1299.7	271.06
9:00	1295.9	261.6	1264.8	266.1	21:00	1317.7	277.9	1296.2	276.38
9:15	1295.9	261.6	1279.8	265.1	21:15	1317.7	275.9	1299.2	277.36
9:30	1295.9	262.3	1299.0	268.3	21:30	1319.9	276.8	1300.7	276.32
9:45	1295.9	259.6	1301.2	254.7	21:45	1319.9	274	1296.1	274.77
10:00	1295.9	263.1	1299.4	259.0	22:00	1319.9	268.2	1296.8	267.30
10:15	1295.9	261.7	1300.5	255.9	22:15	1319.9	264.3	1256.5	267.48
10:30	1295.9	260.2	1299.8	246.9	22:30	1319.9	263.3	1241.8	259.20
10:45	1295.9	255.4	1297.1	252.3	22:45	1319.9	259.3	1239.8	258.47
11:00	1295.9	257.5	1297.6	264.9	23:00	1319.9	259.5	1238.3	258.23
11:15	1295.9	258.6	1282.0	266.4	23:15	1319.9	256.8	1237.8	254.67
11:30	1295.9	259.5	1280.6	267.0	23:30	1319.9	256.2	1239.0	251.68
11:45	1295.9	257.6	1280.1	263.4	23:45	1319.9	253	1239.6	249.91

Yours faithfully,  
Sign: Kinley Wangmo

Coincidental peak load of Day(Last year):	
267.1	7-Oct-16
Maximum Load till date:	
344.02 MW	18-Mar-17



འབྲུག་རྒྱལ་ཁོ་ལས་འཛིན།

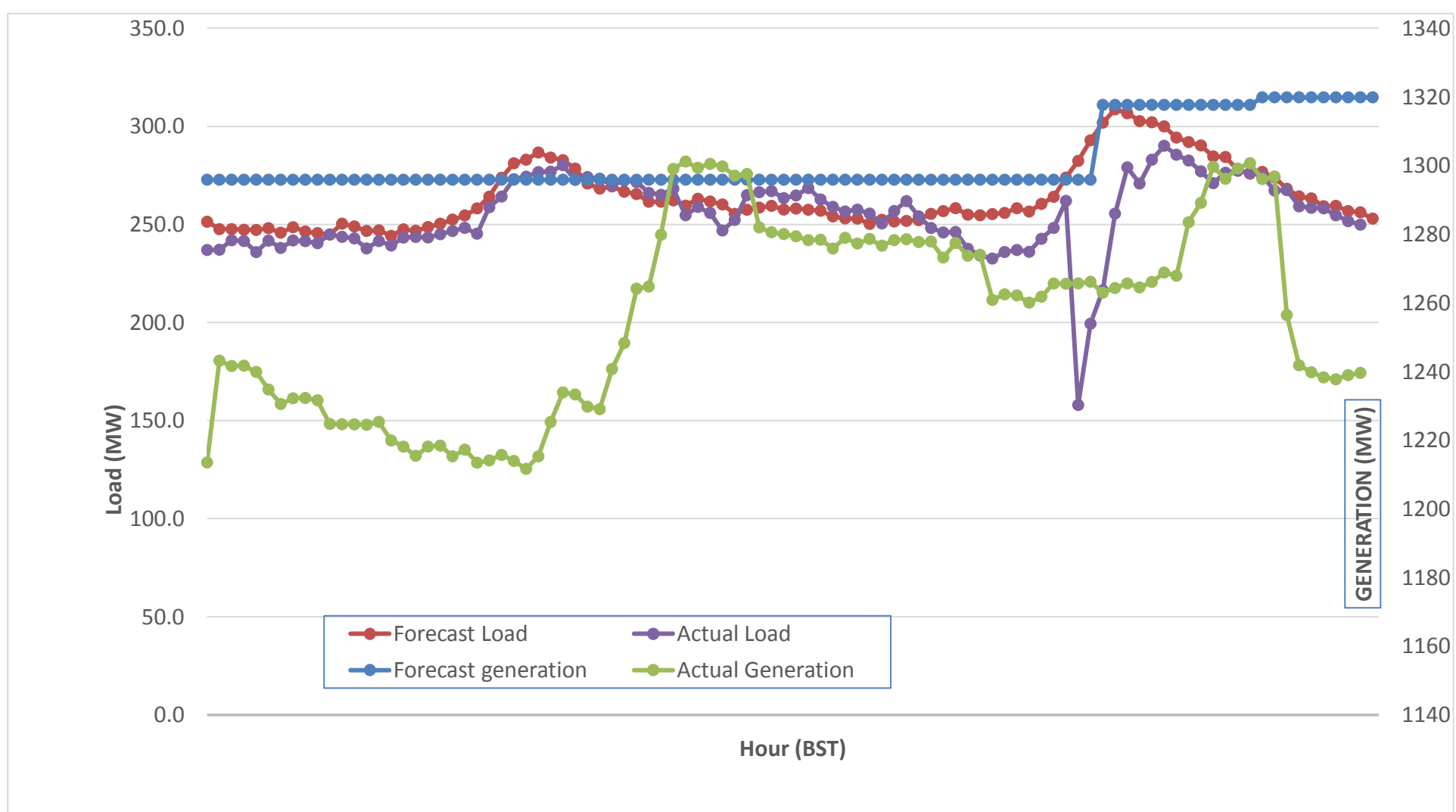
Bhutan Power Corporation Ltd.  
 Bhutan Power System Operator  
 Thimphu: Bhutan



Message No.: Enter your message number  
 From: Shift In-charge, Control Room

Date: 8-Oct-17  
 Time: 11:53

Forecast Generation & Load with Actual Generation & Load (07-Oct-2017).



Yours faithfully,  
 Sign: Kinley Wangr

Peak Co-incident Generation(07-Oct-2017).	MW	1301.19
Peak Co-incident Load(07-Oct-2017).	MW	290.13


Coincidental peak load of Day(Last year):	
267.1	7-Oct-16
Maximum Load till date:	
344.02 MW	18-Mar-17

Telephone: +975-02335631; Fax: +975-02335632; Email: bhutansystemoperator@bpc.bt; www.bpc.bt



འབྲུག་གློག་ལེ་ལས་འཛིན།

Bhutan Power Corporation Ltd.  
Bhutan Power System Operator  
Thimphu: Bhutan



**Message No.:** Enter your message number  
**From:** Shift In-charge, Control Room

**Date:** 8-Oct-17  
**Time:** 11:53

**To**

Managing Director, BPC. Email: gemtshering@bpc.bt  
Director, O&MD, DGPC. Email: director.omid@drukgreen.com  
General Manager, TD, BPC. Email: thinleygyeltshen@bpc.bt  
General Manager, DCSD, BPC. Email: sandeprai@bpc.bt  
General Manager, BPSO, BPC. Email: ujjwaldahal@bpc.bt

**Sub:**

**Load Generation Balance Report of Today (08-Oct-2017).**

Hours (BST)	Forecast		Actual	
	Generation	Load	Generation	Load
0:00	1292.9	254.5	1242.0	234.00
0:15	1292.9	251.1	1205.6	230.79
0:30	1292.9	250.5	1207.0	233.84
0:45	1292.9	246.3	1202.2	232.77
1:00	1292.9	246.1	1201.4	236.23
1:15	1292.9	247.8	1201.5	230.07
1:30	1292.9	246.5	1199.6	234.93
1:45	1292.9	248.1	1200.2	235.34
2:00	1292.9	246.1	1199.8	233.34
2:15	1292.9	248.6	1197.8	230.16
2:30	1292.9	248.3	1197.0	214.49
2:45	1292.9	251.1	1196.3	225.82
3:00	1292.9	251.2	1197.8	225.25
3:15	1292.9	249.7	1200.6	230.98
3:30	1292.9	250.3	1197.3	231.89
3:45	1292.9	248.6	1195.6	231.67
4:00	1292.9	249.8	1195.9	237.04
4:15	1292.9	250.6	1194.6	238.52
4:30	1292.9	252.2	1194.7	235.66
4:45	1292.9	253.2	1194.3	238.20
5:00	1292.9	252.5	1194.7	236.48
5:15	1292.9	256.3	1194.4	235.73
5:30	1292.9	261.5	1190.9	229.51
5:45	1292.9	266.6	1191.2	242.70
6:00	1292.9	275	1189.4	248.23
6:15	1292.9	282.9	1190.8	259.47
6:30	1292.9	284.3	1190.4	262.10
6:45	1292.9	289.8	1190.1	259.93
7:00	1292.9	286.4	1189.7	263.04
7:15	1292.9	286	1186.0	260.13
7:30	1292.9	280	1181.4	265.26
7:45	1292.9	273.7	1181.5	263.13
8:00	1292.9	270.5	1182.6	254.96
8:15	1292.9	270.4	1209.2	262.70
8:30	1292.9	271.7	1217.3	264.46
8:45	1292.9	267.9	1217.9	257.45
9:00	1292.9	263.4	1218.8	258.06

<b>Coincidental peak load of Day(Last year):</b>	
244.31	8-Oct-17
<b>Maximum Load till date:</b>	
344.02 MW	18-Mar-17

Yours faithfully,

Sign:Kinley Wangmo



Message No.: Enter your message number  
 From: Shift In-charge, Control Room

10/1/2017 12:50 8-Oct-17  
 10/1/2017 12:50 11:53

Forecast Generation & Load with Actual Generation & Load of Today from 00:00hrs to 09:00hrs(08-Oct-2017).





འབྲུག་གྲོག་ལས་ཁུངས་ལྷན་ཁག།  
**Bhutan Power Corporation Ltd.**  
**Bhutan Power System Operator**  
 Thimphu: Bhutan



**Message No.:** Enter your message number  
**From:** Shift In-charge, Control Room  
**Date:** 8-Oct-17  
**Time:** 11:53

**To:**  
 Managing Director, BPC. Email: gemtshering@bpc.bt  
 Director, O&MD, DGPC. Email: director.umd@drukgreen.com  
 General Manager, TD, BPC. Email: ktobgye@bpc.bt  
 General Manager, BPSO, BPC. Email: ujjwaldahal@bpc.bt  
 Advisor, BPC. Email: bharattamang@bpc.bt

**Sub:** Load Generation Balance Report of Tomorrow (09-Oct-2017).

###  
 ###

Hours (BST)	Forecast		Hours (BST)	Forecast	
	Generation	Load		Generation	Load
0:00	1261.5	251.70	12:00	1261.5	266.5
0:15	1261.5	248.10	12:15	1261.5	264.9
0:30	1261.5	249.40	12:30	1261.5	262.7
0:45	1261.5	245.90	12:45	1261.5	260.4
1:00	1261.5	245.10	13:00	1261.5	261.2
1:15	1261.5	247.50	13:15	1261.5	259.7
1:30	1261.5	245.10	13:30	1261.5	258.3
1:45	1261.5	247.50	13:45	1261.5	257.6
2:00	1261.5	246.10	14:00	1261.5	254.6
2:15	1261.5	247.80	14:15	1261.5	257.2
2:30	1261.5	247.90	14:30	1261.5	256.7
2:45	1261.5	250.20	14:45	1261.5	259.2
3:00	1261.5	248.70	15:00	1261.5	259.2
3:15	1261.5	246.60	15:15	1261.5	259.6
3:30	1261.5	248.00	15:30	1261.5	257.3
3:45	1261.5	248.20	15:45	1261.5	256.5
4:00	1261.5	248.40	16:00	1261.5	256.6
4:15	1261.5	250.60	16:15	1261.5	255.5
4:30	1261.5	249.70	16:30	1261.5	259.2
4:45	1261.5	250.90	16:45	1261.5	256.6
5:00	1261.5	250.60	17:00	1261.5	258.3
5:15	1261.5	256.40	17:15	1261.5	256.2
5:30	1261.5	258.90	17:30	1261.5	237.1
6:45	1261.5	268.20	17:45	1261.5	262.8
6:00	1261.5	275.60	18:00	1261.5	255.2
6:15	1261.5	282.50	18:15	1261.5	273.5
6:30	1261.5	285.90	18:30	1261.5	287.3
6:45	1261.5	289.60	18:45	1261.5	293.9
7:00	1261.5	288.90	19:00	1261.5	299.9
7:15	1261.5	287.70	19:15	1261.5	299.3
7:30	1261.5	282.30	19:30	1261.5	298.6
7:45	1261.5	275.80	19:45	1261.5	297.4
8:00	1261.5	273.40	20:00	1261.5	293.5
8:15	1261.5	273.40	20:15	1261.5	291.7
8:30	1261.5	273.30	20:30	1261.5	289.7
8:45	1261.5	271.40	20:45	1261.5	286.9
9:00	1261.5	266.10	21:00	1261.5	283
9:15	1261.5	266.50	21:15	1261.5	281.4
9:30	1261.5	265.00	21:30	1261.5	279.3
9:45	1261.5	263.10	21:45	1261.5	277.2
10:00	1261.5	264.70	22:00	1261.5	272.4
10:15	1261.5	263.30	22:15	1261.5	266.4
10:30	1261.5	261.80	22:30	1261.5	263.5
10:45	1261.5	259.80	22:45	1261.5	261
11:00	1261.5	262.40	23:00	1261.5	258.3
11:15	1261.5	264.30	23:15	1261.5	255.7
11:30	1261.5	265.80	23:30	1211.1	256.1
11:45	1261.5	263.50	23:45	1211.1	248.3

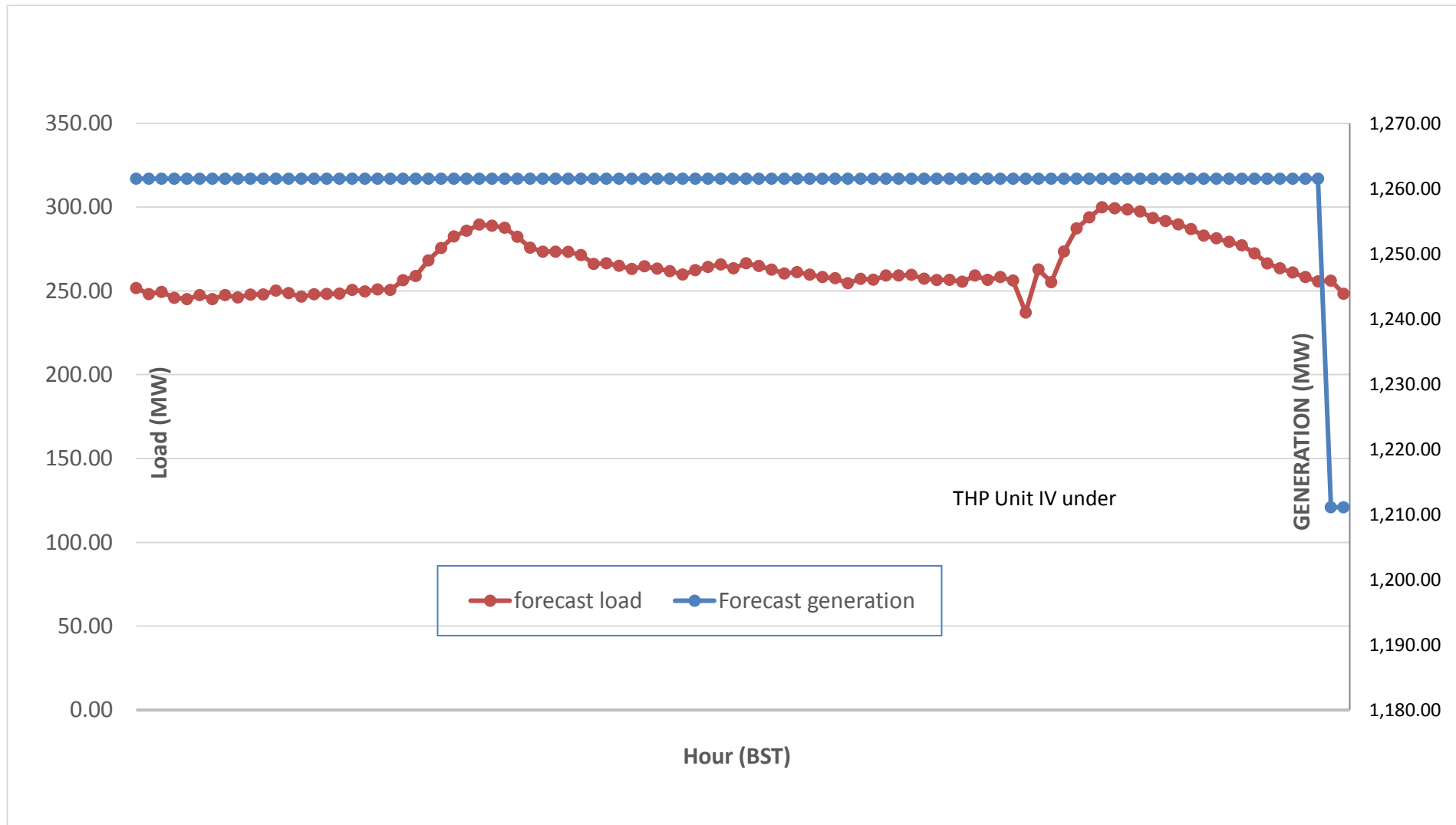
Yours faithfully,  
 Sign: Kinley Wangmo



Message No.: Enter your message number  
 From: Shift In-charge, Control Room

Date: 8-Oct-17  
 Time: 11:53

**Scheduled Generation & Load Forecast for Tomorrow (09-Oct-2017).**



Yours faithfully,

Sign: Kinley War

	MW
Scheduled Peak Generation(09-Oct-2017).	376.90
Forecast Peak Load(09-Oct-2017).	300.60