



འབྲུག་གློག་ཚེ་ལས་འཛིན།

Bhutan Power Corporation Ltd.
Bhutan Power System Operator
Thimphu: Bhutan



Message No.: Enter your message number
From: Shift In-charge, Control Room

Date: 7-Oct-17
Time: 11:12

To
Managing Director, BPC. Email: gemtshering@bpc.bt
Director, O&MD, DGPC. Email: director.omd@drukgreen.com
General Manager, TD, BPC. Email: ktobgye@bpc.bt
General Manager, DCSD, BPC. Email: sandeeprai@bpc.bt
General Manager, BPSO, BPC. Email: ujjwaldahal@bpc.bt

Sub: **Load Generation Balance Report of Yesterday (06-Oct-2017).**

Hours (BST)	Forecast		Actual		Hours (BST)	Forecast		Actual	
	Generation	Load	Generation	Load		Generation	Load	Generation	Load
0:00	1572.8	238.5	1116.9	263.9	12:00	1572.8	252.6	1275.4	271.24
0:15	1572.8	237.6	1119.4	266.3	12:15	1572.8	250.7	1280.1	267.96
0:30	1572.8	236.5	1100.9	268.1	12:30	1572.8	248.7	1278.4	269.03
0:45	1572.8	237.6	1080.9	245.2	12:45	1572.8	244.7	1278.4	271.69
1:00	1572.8	236.3	1078.6	243.0	13:00	1572.8	241.4	1272.3	273.44
1:15	1572.8	243.2	1084.3	248.9	13:15	1572.8	241.2	1267.0	266.86
1:30	1572.8	244.8	1130.4	252.6	13:30	1572.8	238.4	1266.2	264.11
1:45	1572.8	241.7	1084.3	251.6	13:45	1572.8	239	1265.4	263.91
2:00	1572.8	244.3	1084.5	256.3	14:00	1572.8	238.3	1265.7	264.23
2:15	1572.8	241.6	1107.3	258.1	14:15	1572.8	238.2	1265.4	262.40
2:30	1572.8	242.2	1110.6	258.8	14:30	1572.8	241.4	1265.8	267.77
2:45	1572.8	244.1	1116.0	253.4	14:45	1572.8	243.2	1260.7	262.80
3:00	1572.8	244	1147.5	262.8	15:00	1572.8	245.1	1241.7	270.73
3:15	1572.8	242.8	1150.7	261.9	15:15	1572.8	247.6	1238.3	271.48
3:30	1572.8	239.6	1244.1	259.2	15:30	1572.8	248.4	1238.4	270.31
3:45	1572.8	237.2	1238.0	261.7	15:45	1572.8	249.3	1237.6	271.96
4:00	1572.8	238.2	1242.0	260.1	16:00	1572.8	251.3	1070.6	269.46
4:15	1572.8	236.2	1257.7	265.7	16:15	1572.8	253.4	1143.7	281.41
4:30	1572.8	238.9	1308.1	262.4	16:30	1572.8	258.2	1223.4	282.95
4:45	1572.8	240.2	1307.9	263.9	16:45	1572.8	256.8	1219.4	268.87
5:00	1572.8	242.4	1308.5	254.6	17:00	1572.8	259.1	1203.3	261.17
5:15	1572.8	243.2	1301.9	265.3	17:15	1572.8	261.7	1205.6	233.63
5:30	1572.8	243.2	1302.8	269.6	17:30	1572.8	267.1	1209.2	105.41
6:45	1572.8	247.2	1310.0	274.3	17:45	1572.8	270	1208.8	174.08
6:00	1572.8	254.7	1307.2	284.8	18:00	1572.8	274.3	1212.7	237.11
6:15	1572.8	262.7	1335.9	294.2	18:15	1572.8	280.4	1216.1	272.36
6:30	1572.8	263.7	1341.3	298.6	18:30	1572.8	283.1	1215.8	290.57
6:45	1572.8	266.6	1338.3	305.4	18:45	1572.8	284.9	1215.0	297.16
7:00	1572.8	265.4	1339.9	301.4	19:00	1572.8	282.3	1214.2	300.23
7:15	1572.8	261	1362.0	300.7	19:15	1572.8	279.4	1219.9	302.91
7:30	1572.8	259.4	1368.4	293.0	19:30	1572.8	277.2	1188.9	305.40
7:45	1572.8	256.7	1382.6	285.6	19:45	1572.8	274.5	1176.5	307.52
8:00	1572.8	255.8	1381.3	283.5	20:00	1572.8	272.9	1178.6	300.39
8:15	1572.8	252.6	1384.7	276.1	20:15	1572.8	271.3	1171.6	298.46
8:30	1572.8	252.8	1387.3	274.8	20:30	1572.8	263.9	1175.6	300.35
8:45	1572.8	242.1	1385.3	277.9	20:45	1572.8	266.1	1174.3	295.68
9:00	1572.8	247.9	1382.3	273.2	21:00	1572.8	258.6	1172.8	287.73
9:15	1572.8	244.5	1380.8	272.1	21:15	1572.8	258.2	1171.2	287.41
9:30	1572.8	252.6	1387.3	268.7	21:30	1572.8	261.9	1172.6	285.41
9:45	1572.8	252.6	1378.9	268.4	21:45	1572.8	259.6	1172.1	278.33
10:00	1572.8	252.4	1368.4	271.0	22:00	1572.8	254	1177.4	271.99
10:15	1572.8	252.4	1305.8	260.7	22:15	1572.8	252.1	1180.8	268.62
10:30	1572.8	251.5	1209.1	267.8	22:30	1572.8	255.4	1213.1	266.29
10:45	1572.8	251.3	1288.7	276.6	22:45	1572.8	250.4	1213.6	263.59
11:00	1572.8	250.4	1285.8	274.3	23:00	1572.8	251.6	1215.7	249.45
11:15	1572.8	250.7	1286.9	271.2	23:15	1572.8	245.8	1214.8	252.30
11:30	1572.8	256.9	1288.1	268.8	23:30	1572.8	246.9	1211.9	254.66
11:45	1572.8	253.2	1281.9	269.5	23:45	1572.7	245.3	1218.7	245.04

Yours faithfully,
Sign: Jangchuk Selden

Coincidental peak load of Day (Last year):	
267.1	6-Oct-16
Maximum Load till date:	
344.02 MW	18-Mar-17



འབྲུག་རྒྱལ་ཁོག་གི་ལས་འཛིན།

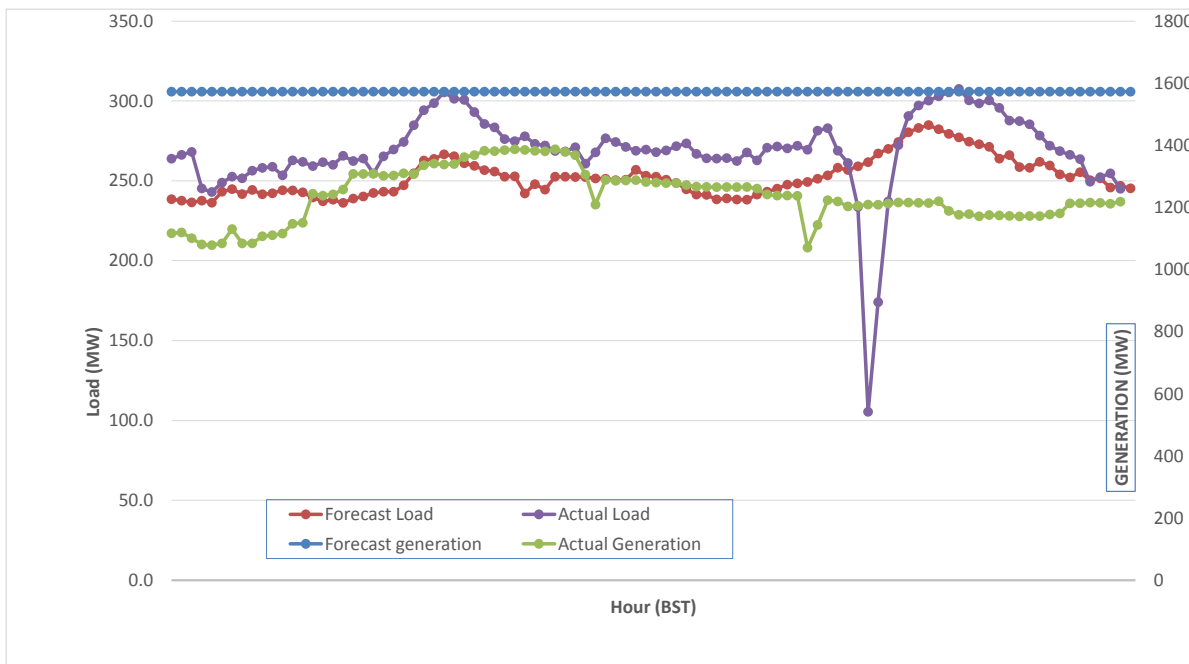
Bhutan Power Corporation Ltd.
 Bhutan Power System Operator
 Thimphu: Bhutan



Message No.: Enter your message number
 From: Shift In-charge, Control Room

Date: 7-Oct-17
 Time: 11:12

Forecast Generation & Load with Actual Generation & Load (06-Oct-2017).



Yours faithfully,
 Sign: Jangchuk Seldo

	MW	Coincidental peak load of Day (Last year):	
Peak Co-incident Generation (06-Oct-2017).	1387.31	267.1	6-Oct-16
Peak Co-incident Load (06-Oct-2017).	307.52	Maximum Load till date:	
		344.02 MW	18-Mar-17



འབྲུག་གློག་ལེ་ལས་ཁུངས།
Bhutan Power Corporation Ltd.
Bhutan Power System Operator
Thimphu: Bhutan



Message No.: Enter your message number
From: Shift In-charge, Control Room

Date: 7-Oct-17
Time: 11:12

To
 Managing Director, BPC. Email: gemtshering@bpc.bt
 Director, O&MD, DGPC. Email: director.omb@drukgreen.com
 General Manager, TD, BPC. Email: thinleygyeltshen@bpc.bt
 General Manager, DCSD, BPC. Email: sandeeprai@bpc.bt
 General Manager, BPSO, BPC. Email: ujjwaldahal@bpc.bt

Sub: Load Generation Balance Report of Today (07-Oct-2017).

Hours (BST)	Forecast		Actual	
	Generation	Load	Generation	Load
0:00	1295.9	251.4	1213.5	236.99
0:15	1295.9	247.6	1243.2	237.11
0:30	1295.9	247.6	1241.6	241.94
0:45	1295.9	247.3	1241.7	241.57
1:00	1295.9	247.2	1239.9	235.91
1:15	1295.9	248.1	1234.8	241.75
1:30	1295.9	245.8	1230.6	238.02
1:45	1295.9	248.6	1232.2	241.86
2:00	1295.9	246.4	1232.3	241.50
2:15	1295.9	245.6	1231.7	240.45
2:30	1295.9	244.9	1224.8	244.90
2:45	1295.9	250.4	1224.7	243.69
3:00	1295.9	249	1224.6	242.90
3:15	1295.9	246.7	1224.5	237.78
3:30	1295.9	247	1225.3	241.54
3:45	1295.9	244.2	1219.9	239.28
4:00	1295.9	247.5	1218.1	243.32
4:15	1295.9	246.8	1215.5	243.64
4:30	1295.9	248.7	1218.2	243.36
4:45	1295.9	250.4	1218.4	245.04
5:00	1295.9	252.5	1215.3	246.65
5:15	1295.9	254.6	1217.3	248.28
5:30	1295.9	258.2	1213.5	245.31
5:45	1295.9	264.2	1214.1	258.77
6:00	1295.9	273.8	1215.7	264.22
6:15	1295.9	281.2	1214.0	273.07
6:30	1295.9	283	1211.7	274.36
6:45	1295.9	286.7	1215.3	276.70
7:00	1295.9	284.1	1225.3	276.91
7:15	1295.9	282.8	1233.9	280.23
7:30	1295.9	278.5	1233.3	272.76
7:45	1295.9	270.9	1229.8	274.20
8:00	1295.9	268.3	1229.1	273.34
8:15	1295.9	269.4	1240.8	270.10
8:30	1295.9	266.7	1248.3	272.40
8:45	1295.9	265.5	1264.2	271.57
9:00	1295.9	261.6	1264.8	266.07

Coincidental peak load of Day(Last year):	
265.13	7-Oct-17

Maximum Load till date:	
344.02 MW	18-Mar-17

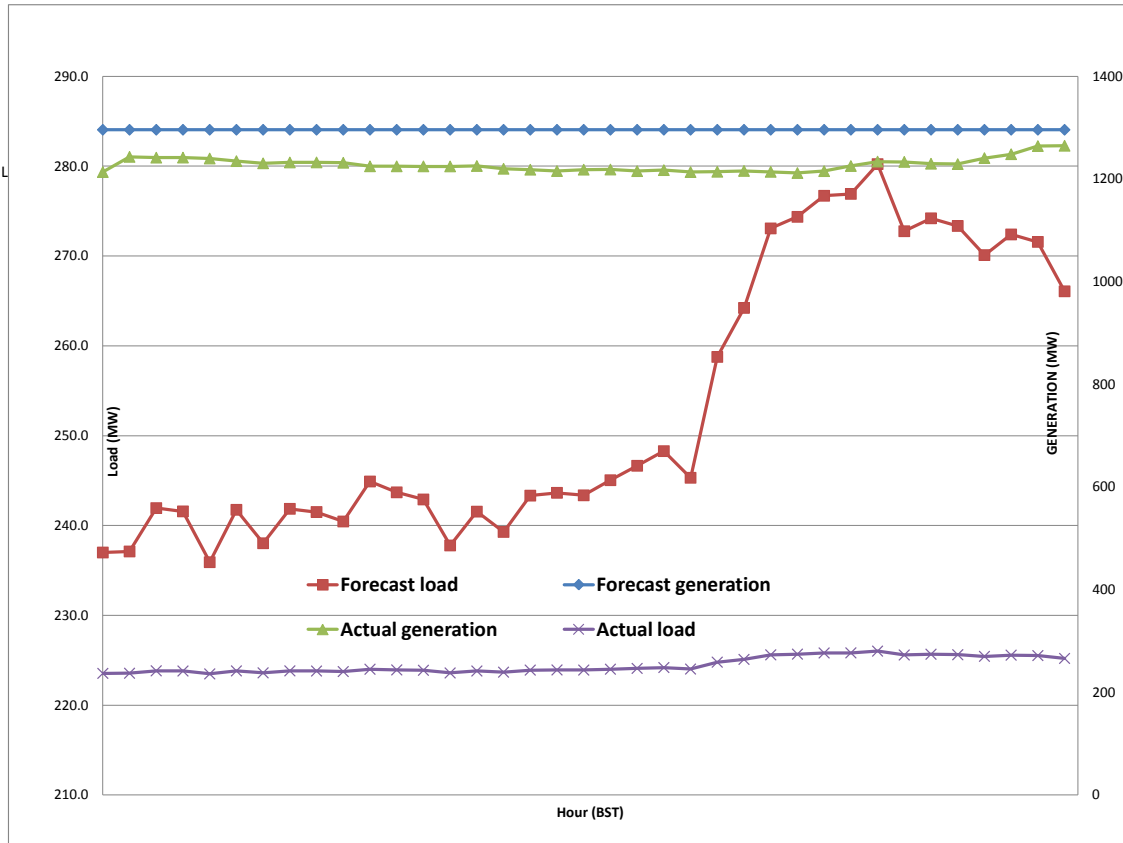
Yours faithfully,
 Sign: Jangchuk Selden



Message No.: Enter your message number
 From: Shift In-charge, Control Room

10/1/2017 12:50 7-Oct-17
 10/1/2017 12:50 11:12

Forecast Generation & Load with Actual Generation & Load of Today from 00:00hrs to 09:00hrs(07-Oct-2017).





འབྲུག་གྲོག་ལེ་ལས་འཛིན།
Bhutan Power Corporation Ltd.
Bhutan Power System Operator
Thimphu: Bhutan



Message No.: Enter your message number
From: Shift In-charge, Control Room
Date: 7-Oct-17
Time: 11:12

To

Managing Director, BPC. Email: gemtshering@bpc.bt
 Director, O&MD, DGPC. Email: director.umd@drukgreen.com
 General Manager, TD, BPC. Email: ktobgye@bpc.bt
 General Manager, BPSO, BPC. Email: ujjwaldahal@bpc.bt
 Advisor, BPC. Email: bharattamang@bpc.bt

Sub: Load Generation Balance Report of Tomorrow (08-Oct-2017).

 ###

Hours (BST)	Forecast		Hours (BST)	Forecast	
	Generation	Load		Generation	Load
0:00	1292.9	254.50	12:00	1292.9	261.5
0:15	1292.9	251.10	12:15	1292.9	259.9
0:30	1292.9	250.50	12:30	1292.9	260.4
0:45	1292.9	246.30	12:45	1292.9	257.7
1:00	1292.9	246.10	13:00	1292.9	257
1:15	1292.9	247.80	13:15	1292.9	257.2
1:30	1292.9	246.50	13:30	1292.9	254
1:45	1292.9	248.10	13:45	1292.9	256.3
2:00	1292.9	246.10	14:00	1292.9	253.6
2:15	1292.9	248.60	14:15	1292.9	255.4
2:30	1292.9	248.30	14:30	1292.9	254.1
2:45	1292.9	251.10	14:45	1292.9	259
3:00	1292.9	251.20	15:00	1292.9	259.5
3:15	1292.9	249.70	15:15	1292.9	261.4
3:30	1292.9	250.30	15:30	1292.9	259.1
3:45	1292.9	248.60	15:45	1292.9	259.9
4:00	1292.9	249.80	16:00	1292.9	259.8
4:15	1292.9	250.60	16:15	1292.9	262.4
4:30	1292.9	252.20	16:30	1292.9	264.9
4:45	1292.9	253.20	16:45	1292.9	260.9
5:00	1292.9	252.50	17:00	1292.9	262.3
5:15	1292.9	256.30	17:15	1292.9	258.7
5:30	1292.9	261.50	17:30	1292.9	234.9
6:45	1292.9	266.60	17:45	1292.9	260.1
6:00	1292.9	275.00	18:00	1292.9	281.1
6:15	1292.9	282.90	18:15	1292.9	296
6:30	1292.9	284.30	18:30	1292.9	305.5
6:45	1292.9	289.80	18:45	1292.9	305.6
7:00	1292.9	286.40	19:00	1292.9	302.7
7:15	1292.9	286.00	19:15	1292.9	305.4
7:30	1292.9	280.00	19:30	1292.9	300.8
7:45	1292.9	273.70	19:45	1292.9	299
8:00	1292.9	270.50	20:00	1292.9	294.2
8:15	1292.9	270.40	20:15	1292.9	293.1
8:30	1292.9	271.70	20:30	1292.9	289.3
8:45	1292.9	267.90	20:45	1292.9	287.6
9:00	1292.9	263.40	21:00	1292.9	281.6
9:15	1292.9	261.60	21:15	1292.9	280.1
9:30	1292.9	262.70	21:30	1292.9	278.4
9:45	1292.9	260.20	21:45	1292.9	276.4
10:00	1292.9	263.70	22:00	1292.9	269.9
10:15	1292.9	262.10	22:15	1292.9	264.9
10:30	1292.9	262.00	22:30	1292.9	264.3
10:45	1292.9	258.90	22:45	1292.9	260.9
11:00	1292.9	259.10	23:00	1292.9	258.7
11:15	1292.9	261.80	23:15	1292.9	256.3
11:30	1292.9	262.00	23:30	1292.9	257.3
11:45	1292.9	261.40	23:45	1292.9	251.3

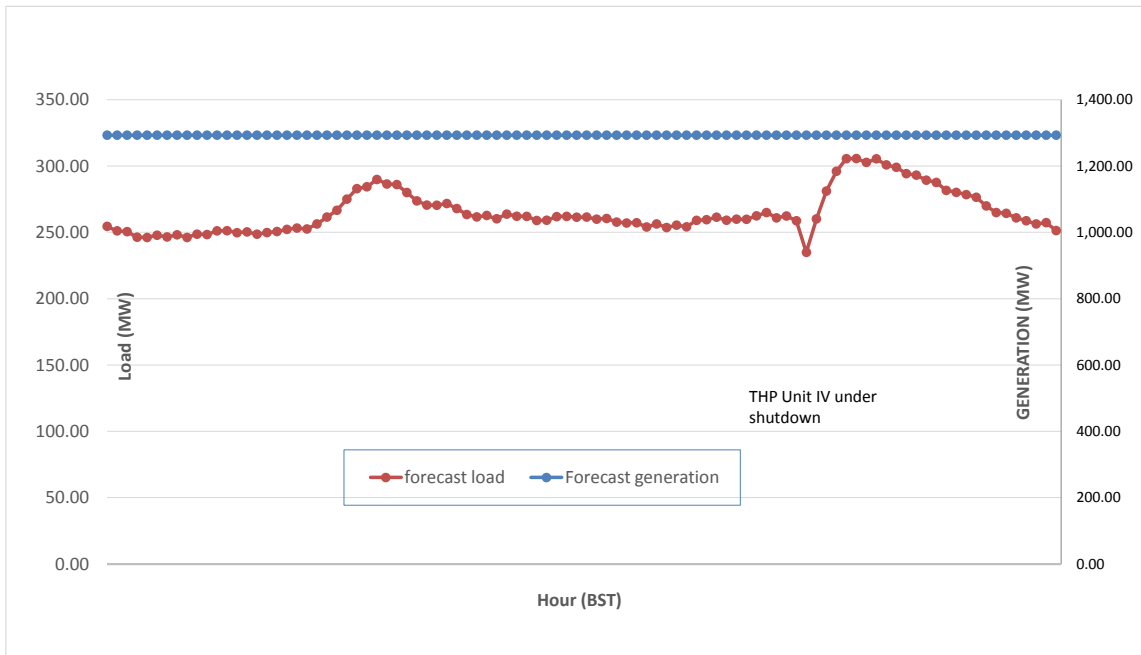
Yours faithfully,
 Sign: Jangchuk Selden



Message No.: Enter your message number
 From: Shift In-charge, Control Room

Date: 7-Oct-17
 Time: 11:12

Scheduled Generation & Load Forecast for Tomorrow (08-Oct-2017).



Yours faithfully,
 Sign: Jangchuk S

	MW
Scheduled Peak Generation(08-Oct-2017).	376.90
Forecast Peak Load(08-Oct-2017).	300.60