



འབྲུག་གློག་ལེ་ལས་འཛིན།

Bhutan Power Corporation Ltd.  
Bhutan Power System Operator  
Thimphu: Bhutan



Message No.: Enter your message number  
From: Shift In-charge, Control Room

Date: 2-Oct-17  
Time: 11:21

To  
Managing Director, BPC. Email: gemtshering@bpc.bt  
Director, O&MD, DGPC. Email: director.umd@drukgreen.com  
General Manager, TD, BPC. Email: ktobgye@bpc.bt  
General Manager, DCSD, BPC. Email: sandeeprai@bpc.bt  
General Manager, BPSO, BPC. Email: ujjwaldahal@bpc.bt

Sub: Load Generation Balance Report of Yesterday (01-Oct-2017).

Hours (BST)	Forecast		Actual		Hours (BST)	Forecast		Actual	
	Generation	Load	Generation	Load		Generation	Load	Generation	Load
0:00	1572.8	238.5	1664.6	267.22	12:00	1572.8	252.6	1553.6	261.04
0:15	1572.8	237.6	1658.3	262.41	12:15	1572.8	250.7	1548.1	258.16
0:30	1572.8	236.5	1660.0	251.03	12:30	1572.8	248.7	1555.3	262.23
0:45	1572.8	237.6	1664.0	251.38	12:45	1572.8	244.7	1557.7	255.88
1:00	1572.8	236.3	1670.6	248.94	13:00	1572.8	241.4	1553.2	259.51
1:15	1572.8	243.2	1668.4	254.97	13:15	1572.8	241.2	1517.8	249.00
1:30	1572.8	244.8	1672.6	251.82	13:30	1572.8	238.4	1527.1	258.48
1:45	1572.8	241.7	1669.8	253.64	13:45	1572.8	239	1525.9	257.05
2:00	1572.8	244.3	1669.5	253.50	14:00	1572.8	238.3	1519.5	254.24
2:15	1572.8	241.6	1670.7	258.84	14:15	1572.8	238.2	1492.2	257.43
2:30	1572.8	242.2	1673.2	259.98	14:30	1572.8	241.4	1489.1	255.03
2:45	1572.8	244.1	1664.8	260.19	14:45	1572.8	243.2	1491.6	250.50
3:00	1572.8	244	1669.7	254.45	15:00	1572.8	245.1	1486.7	254.88
3:15	1572.8	242.8	1669.9	252.86	15:15	1572.8	247.6	1496.5	254.84
3:30	1572.8	239.6	1667.7	252.14	15:30	1572.8	248.4	1487.8	252.31
3:45	1572.8	237.2	1665.2	250.50	15:45	1572.8	249.3	1491.5	265.42
4:00	1572.8	238.2	1665.1	257.18	16:00	1572.8	251.3	1496.0	266.32
4:15	1572.8	236.2	1618.4	258.16	16:15	1572.8	253.4	1492.8	267.84
4:30	1572.8	238.9	1620.7	257.47	16:30	1572.8	258.2	1485.6	269.35
4:45	1572.8	240.2	1623.7	261.11	16:45	1572.8	256.8	1493.1	271.09
5:00	1572.8	242.4	1622.8	264.45	17:00	1572.8	259.1	1491.7	269.64
5:15	1572.8	243.2	1616.0	261.68	17:15	1572.8	261.7	1481.3	274.11
5:30	1572.8	243.2	1604.5	253.50	17:30	1572.8	267.1	1485.1	277.73
6:45	1572.8	247.2	1576.7	259.34	17:45	1572.8	270	1490.3	286.22
6:00	1572.8	254.7	1579.3	273.92	18:00	1572.8	274.3	1486.8	296.70
6:15	1572.8	262.7	1583.3	276.55	18:15	1572.8	280.4	1487.3	308.00
6:30	1572.8	263.7	1580.8	286.95	18:30	1572.8	283.1	1486.3	311.22
6:45	1572.8	266.6	1583.0	290.82	18:45	1572.8	284.9	1492.9	319.52
7:00	1572.8	265.4	1581.8	290.82	19:00	1572.8	282.3	1480.2	314.80
7:15	1572.8	261	1562.7	287.84	19:15	1572.8	279.4	1487.3	309.65
7:30	1572.8	259.4	1561.4	292.88	19:30	1572.8	277.2	1487.7	306.59
7:45	1572.8	256.7	1562.7	290.09	19:45	1572.8	274.5	1486.4	305.92
8:00	1572.8	255.8	1563.0	293.15	20:00	1572.8	272.9	1491.4	301.41
8:15	1572.8	252.6	1555.6	285.80	20:15	1572.8	271.3	1486.5	299.70
8:30	1572.8	252.8	1553.5	283.88	20:30	1572.8	263.9	1484.6	286.95
8:45	1572.8	242.1	1551.4	276.12	20:45	1572.8	266.1	1488.7	280.40
9:00	1572.8	247.9	1553.1	276.64	21:00	1572.8	258.6	1486.3	269.22
9:15	1572.8	244.5	1551.8	275.69	21:15	1572.8	258.2	1483.9	275.74
9:30	1572.8	252.6	1555.0	260.80	21:30	1572.8	261.9	1484.6	270.30
9:45	1572.8	252.6	1553.7	254.45	21:45	1572.8	259.6	1483.4	265.89
10:00	1572.8	252.4	1558.3	259.66	22:00	1572.8	254	1483.5	266.21
10:15	1572.8	252.4	1558.8	254.43	22:15	1572.8	252.1	1485.3	263.52
10:30	1572.8	251.5	1549.2	254.77	22:30	1572.8	255.4	1480.9	262.14
10:45	1572.8	251.3	1552.3	247.14	22:45	1572.8	250.4	1480.4	261.81
11:00	1572.8	250.4	1548.4	242.85	23:00	1572.8	251.6	1479.7	252.91
11:15	1572.8	250.7	1552.5	253.58	23:15	1572.8	245.8	1475.3	252.57
11:30	1572.8	256.9	1546.2	257.50	23:30	1572.8	246.9	1484.2	253.11
11:45	1572.8	253.2	1552.9	256.04	23:45	1572.7	245.3	1486.5	243.77

Yours faithfully,

Sign:  
Phub Zam

Coincidental peak load of Day(Last year):	
257.67	1-Oct-16
Maximum Load till date:	
344.02 MW	18-Mar-17



འབྲུག་རྒྱལ་ཁོ་ལས་འཛིན།

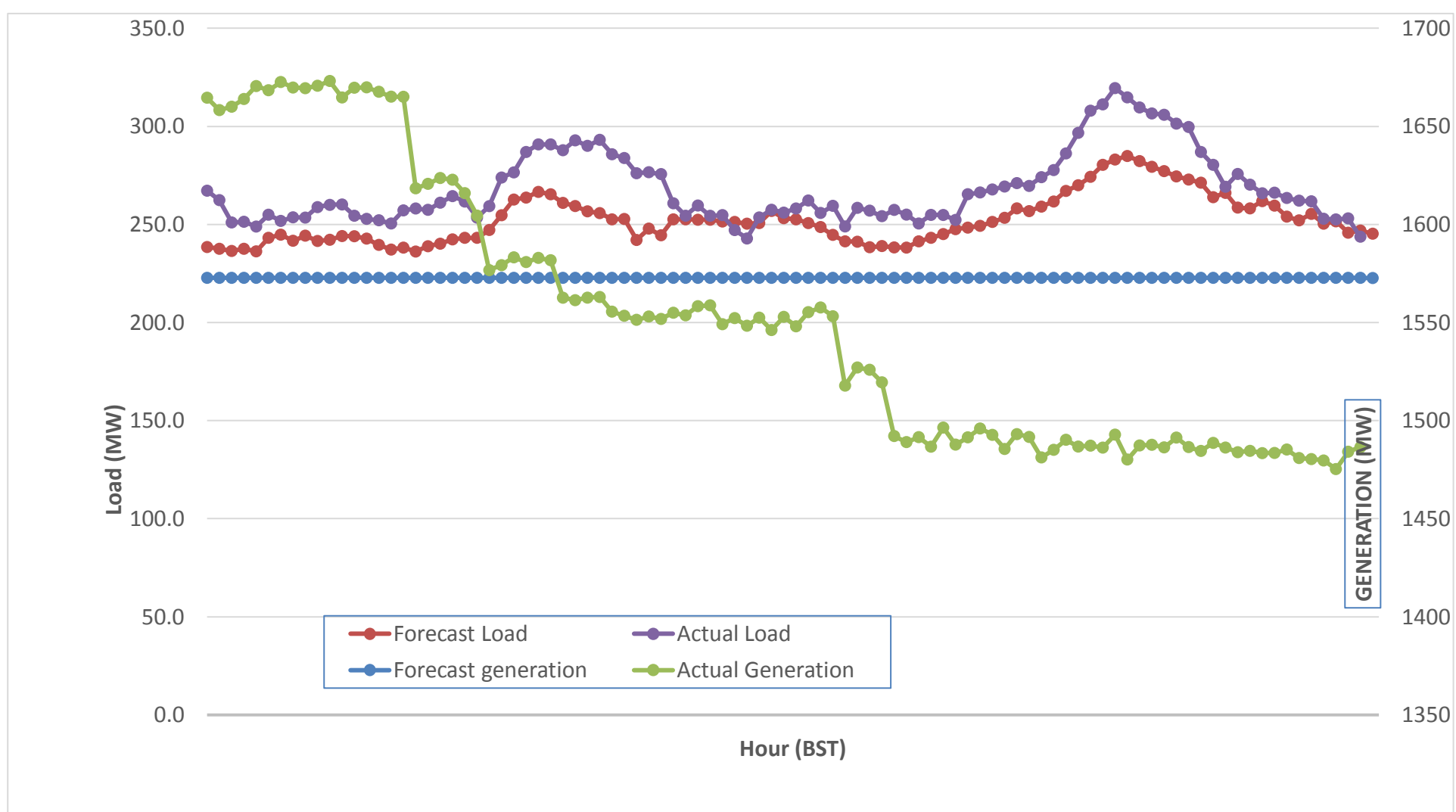
Bhutan Power Corporation Ltd.  
 Bhutan Power System Operator  
 Thimphu: Bhutan



Message No.: Enter your message number  
 From: Shift In-charge, Control Room

Date: 2-Oct-17  
 Time: 11:22

Forecast Generation & Load with Actual Generation & Load (01-Oct-2017).



Yours faithfully,

Sign:  
**Phub Zam**

	MW
Peak Co-incident Generation(01-Oct-2017).	1673.16
Peak Co-incident Load(01-Oct-2017).	319.52

Coincidental peak load of Day(Last year):	
257.67	1-Oct-16
Maximum Load till date:	
344.02 MW	18-Mar-17

Telephone: +975-02335631; Fax: +975-02335632; Email: bhutansystemoperator@bpc.bt; www.bpc.bt



འབྲུག་གློག་མེ་ལས་འཛིན།

Bhutan Power Corporation Ltd.  
Bhutan Power System Operator  
Thimphu: Bhutan



Message No.: Enter your message number  
From: Shift In-charge, Control Room

Date: 2-Oct-17  
Time: 11:23

To  
Managing Director, BPC. Email: gemtshering@bpc.bt  
Director, O&MD, DGPC. Email: director.omid@drukgreen.com  
General Manager, TD, BPC. Email: thinleygyeltshen@bpc.bt  
General Manager, DCSD, BPC. Email: sandeprai@bpc.bt  
General Manager, BPSO, BPC. Email: ujjwaldahal@bpc.bt

Sub: **Load Generation Balance Report of Today (02-Oct-2017).**

Hours (BST)	Forecast		Actual	
	Generation	Load	Generation	Load
0:00	1567.7	248.8	1486.7	240.34
0:15	1571.3	242.7	1477.3	237.31
0:30	1571.3	245.4	1477.8	229.88
0:45	1571.3	246.2	1483.3	231.70
1:00	1571.3	246.4	1488.5	232.30
1:15	1571.3	251.7	1485.3	237.53
1:30	1571.3	252.4	1482.3	231.12
1:45	1571.3	249.8	1479.8	234.16
2:00	1571.3	251.7	1479.6	234.04
2:15	1571.3	250.1	1478.9	239.41
2:30	1571.3	246.9	1460.0	240.43
2:45	1571.3	251.3	1466.0	240.71
3:00	1571.3	251.8	1460.2	241.21
3:15	1571.3	251.5	1467.0	245.37
3:30	1571.3	249.1	1471.4	244.34
3:45	1573.9	246.3	1461.8	244.89
4:00	1573.9	247.1	1468.6	245.45
4:15	1573.9	247.1	1471.3	245.65
4:30	1573.9	248.3	1462.6	245.38
4:45	1573.9	249.6	1464.9	245.59
5:00	1573.9	252	1473.2	241.84
5:15	1573.9	249.3	1476.1	242.02
5:30	1573.9	252.4	1476.0	245.48
5:45	1573.9	253.9	1333.0	253.02
6:00	1573.9	264.6	1325.7	269.13
6:15	1573.9	272.5	1327.8	277.84
6:30	1573.9	270.2	1424.8	282.95
6:45	1573.9	277.6	1455.7	286.24
7:00	1573.9	275.9	1452.5	283.88
7:15	1573.9	274.1	1458.3	284.43
7:30	1573.9	267.7	1529.6	292.27
7:45	1573.9	268.3	1525.3	281.27
8:00	1573.9	264	1523.4	277.53
8:15	1573.9	267.4	1528.5	270.84
8:30	1573.9	259.9	1530.4	269.34
8:45	1573.9	257.6	1497.4	274.96
9:00	1573.9	260.4	1499.6	269.38

Coincidental peak load of Day(Last year):	
254.04	2-Oct-17

Maximum Load till date:	
344.02 MW	18-Mar-17

Yours faithfully,

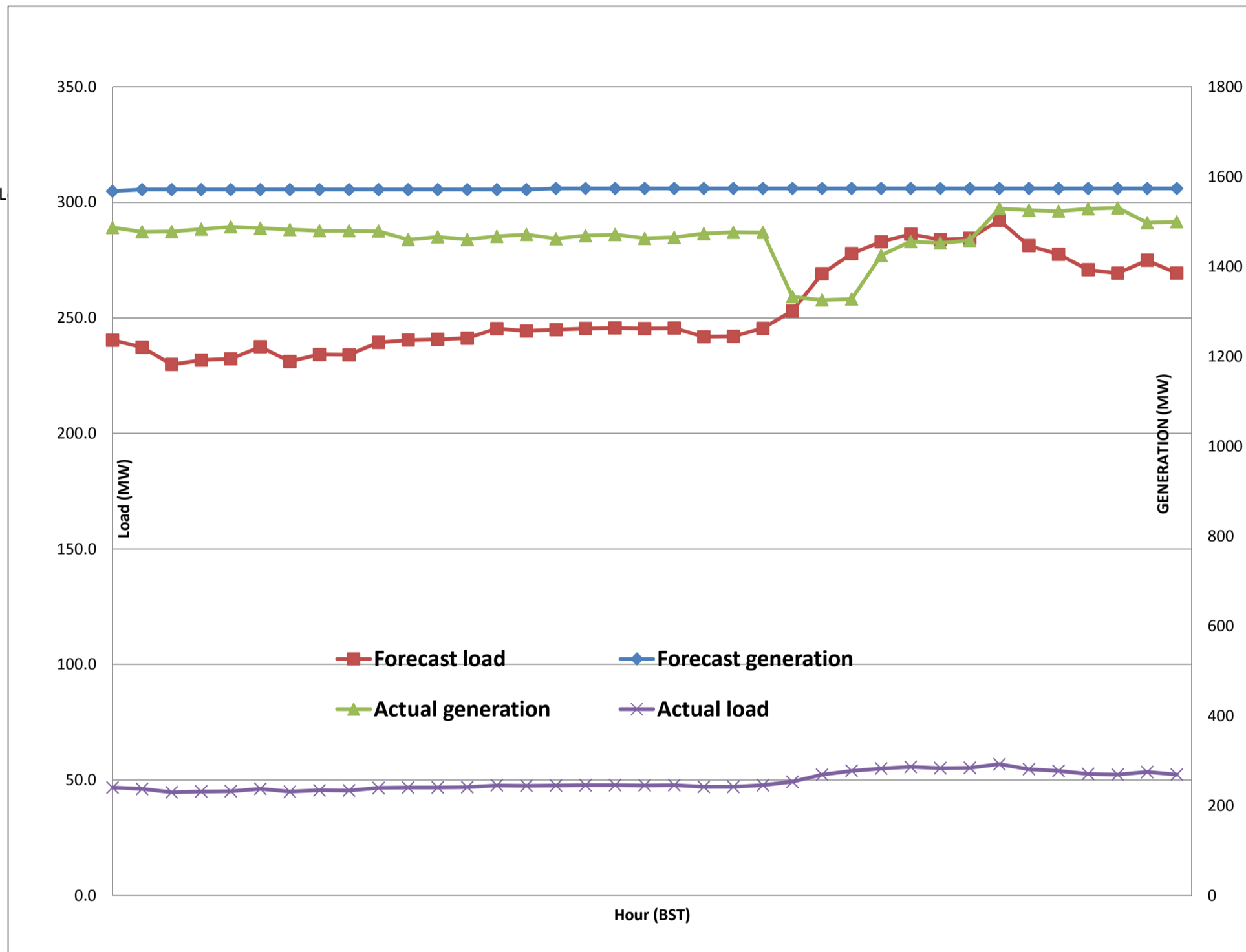
Sign:  
Phub Zam



Message No.: Enter your message number  
 From: Shift In-charge, Control Room

10/1/2017 12:50 2-Oct-17  
 10/1/2017 12:50 11:21

Forecast Generation & Load with Actual Generation & Load of Today from 00:00hrs to 09:00hrs(02-Oct-2017).





འབྲུག་གྲོག་ལས་ཁུངས་ལྷན་ཁག།  
**Bhutan Power Corporation Ltd.**  
**Bhutan Power System Operator**  
 Thimphu: Bhutan



**Message No.:** Enter your message number  
**From:** Shift In-charge, Control Room  
**Date:** 2-Oct-17  
**Time:** 11:21  
**To:** Managing Director, BPC. Email: gemtshering@bpc.bt  
 Director, O&MD, DGPC. Email: director.umd@drukgreen.com  
 General Manager, TD, BPC. Email: ktobgye@bpc.bt  
 General Manager, BPSO, BPC. Email: ujjwaldahal@bpc.bt  
 Advisor, BPC. Email: bharattamang@bpc.bt  
**Sub:** Load Generation Balance Report of Tomorrow (03-Oct-2017).

###  
 ###

Hours (BST)	Forecast		Hours (BST)	Forecast	
	Generation	Load		Generation	Load
0:00	1462.7	254.30	12:00	1462.7	260.3
0:15	1462.7	247.40	12:15	1462.7	257.7
0:30	1462.7	247.20	12:30	1462.7	260
0:45	1462.7	248.00	12:45	1462.7	257.2
1:00	1462.7	247.40	13:00	1462.7	250.2
1:15	1462.7	252.20	13:15	1462.7	251.4
1:30	1462.7	252.20	13:30	1462.7	248.1
1:45	1462.7	251.00	13:45	1462.7	251.4
2:00	1462.7	252.40	14:00	1462.7	246.7
2:15	1462.7	251.70	14:15	1462.7	250.5
2:30	1462.7	250.00	14:30	1462.7	247.7
2:45	1462.7	253.20	14:45	1462.7	250.7
3:00	1462.7	252.50	15:00	1462.7	251.4
3:15	1462.7	252.20	15:15	1462.7	255.8
3:30	1462.7	250.90	15:30	1462.7	254.4
3:45	1462.7	247.70	15:45	1462.7	256.8
4:00	1462.7	249.90	16:00	1462.7	258.4
4:15	1462.7	248.90	16:15	1462.7	260.7
4:30	1462.7	251.00	16:30	1462.7	264.5
4:45	1462.7	252.70	16:45	1462.7	265
5:00	1462.7	255.00	17:00	1462.7	267.4
5:15	1462.7	253.30	17:15	1462.7	272.3
5:30	1462.7	252.30	17:30	1462.7	278
6:45	1462.7	255.20	17:45	1462.7	283.4
6:00	1462.7	266.40	18:00	1462.7	289.4
6:15	1462.7	273.20	18:15	1462.7	298.4
6:30	1462.7	272.90	18:30	1462.7	300.4
6:45	1462.7	280.50	18:45	1462.7	300.7
7:00	1462.7	278.60	19:00	1462.7	297.8
7:15	1462.7	276.10	19:15	1462.7	294.6
7:30	1462.7	271.40	19:30	1462.7	292.5
7:45	1462.7	272.90	19:45	1462.7	290.8
8:00	1462.7	269.70	20:00	1462.7	285.6
8:15	1462.7	270.00	20:15	1462.7	285.1
8:30	1462.7	265.20	20:30	1462.7	275.7
8:45	1462.7	262.10	20:45	1462.7	276.5
9:00	1462.7	263.70	21:00	1462.7	268.8
9:15	1462.7	254.30	21:15	1462.7	269.8
9:30	1462.7	262.60	21:30	1462.7	269.8
9:45	1462.7	256.30	21:45	1462.7	268.7
10:00	1462.7	263.70	22:00	1462.7	263.6
10:15	1462.7	260.90	22:15	1462.7	262
10:30	1462.7	257.90	22:30	1462.7	261.8
10:45	1462.7	253.70	22:45	1462.7	258.6
11:00	1462.7	257.40	23:00	1462.7	256.1
11:15	1462.7	261.40	23:15	1462.7	251.6
11:30	1462.7	260.20	23:30	1462.7	253.8
11:45	1462.7	261.90	23:45	1462.7	250.6

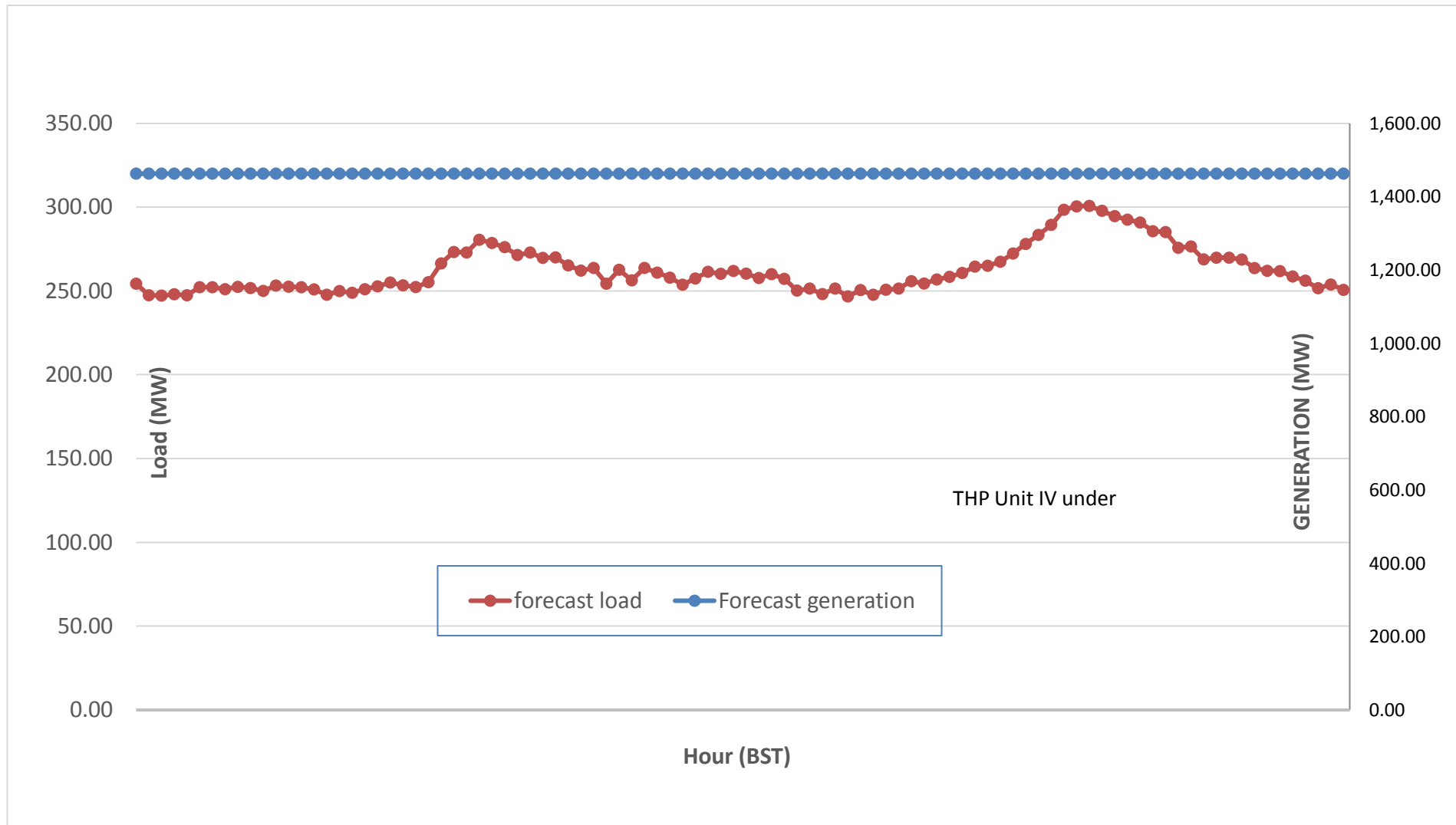
Yours faithfully,  
 Sign:  
 Phub Zam



Message No.: Enter your message number  
 From: Shift In-charge, Control Room

Date: 2-Oct-17  
 Time: 11:26

**Scheduled Generation & Load Forecast for Tomorrow (03-Oct-2017).**



Yours faithfully,

Sign:  
**Phub Zam**

	MW
Scheduled Peak Generation(03-Oct-2017).	376.90
Forecast Peak Load(03-Oct-2017).	300.60