



འབྲུག་གློག་ཟེ་ལས་འཛིན།

Bhutan Power Corporation Ltd.  
Bhutan Power System Operator  
Thimphu: Bhutan



Message No.: Enter your message number  
From: Shift In-charge, Control Room

Date: 29-Aug-17  
Time: 10:18

To  
Managing Director, BPC. Email: gemtshering@bpc.bt  
Director, O&MD, DGPC. Email: director.umd@drukgreen.com  
General Manager, TD, BPC. Email: ktobgye@bpc.bt  
General Manager, DCSD, BPC. Email: sandeeprai@bpc.bt  
General Manager, BPSO, BPC. Email: ujjwaldahal@bpc.bt

Sub: Load Generation Balance Report of Yesterday (28-Aug-2017).

Hours (BST)	Forecast		Actual		Hours (BST)	Forecast		Actual	
	Generation	Load	Generation	Load		Generation	Load	Generation	Load
0:00	1743.7	245.4	1738.8	264.68	12:00	1743.7	250.2	1735.4	187.25
0:15	1743.7	242	1732.7	266.66	12:15	1743.7	251	1736.5	187.43
0:30	1743.7	239.9	1736.0	262.24	12:30	1743.7	249.2	1732.1	183.85
0:45	1743.7	241.3	1736.4	262.32	12:45	1743.7	248.1	1733.2	179.71
1:00	1743.7	240.1	1734.9	266.06	13:00	1743.7	244.9	1735.3	177.46
1:15	1743.7	240.6	1735.8	259.77	13:15	1743.7	249.2	1732.3	179.79
1:30	1743.7	238.9	1738.2	257.55	13:30	1743.7	245.5	1732.1	183.88
1:45	1743.7	238.8	1736.1	255.72	13:45	1743.7	246.1	1735.4	183.14
2:00	1743.7	237.5	1735.5	260.02	14:00	1743.7	249.8	1731.9	176.11
2:15	1743.7	234.4	1735.2	255.63	14:15	1743.7	248.2	1734.9	183.15
2:30	1743.7	238	1735.3	256.48	14:30	1743.7	248.8	1732.3	189.38
2:45	1743.7	239.2	1736.7	261.45	14:45	1743.7	247.8	1736.5	190.54
3:00	1743.7	230.4	1735.3	258.38	15:00	1743.7	248.4	1734.6	186.47
3:15	1743.7	233.6	1735.5	259.63	15:15	1743.7	247.5	1737.2	195.20
3:30	1743.7	231.1	1737.3	257.48	15:30	1743.7	248.4	1733.0	202.87
3:45	1743.7	237.2	1734.8	250.80	15:45	1743.7	249.9	1734.1	207.43
4:00	1743.7	242.7	1736.3	248.76	16:00	1743.7	250.5	1733.5	209.80
4:15	1743.7	243	1733.1	248.98	16:15	1743.7	253.6	1734.7	205.94
4:30	1743.7	243	1735.0	251.04	16:30	1743.7	256	1731.9	225.69
4:45	1743.7	246.9	1736.6	253.43	16:45	1743.7	253.6	1733.3	230.84
5:00	1743.7	253	1735.8	249.85	17:00	1743.7	263.1	1732.7	225.32
5:15	1743.7	250.7	1736.4	257.59	17:15	1743.7	259.5	1735.8	226.94
5:30	1743.7	263.5	1733.8	265.31	17:30	1743.7	269	1735.1	236.38
6:45	1743.7	265.4	1734.3	270.27	17:45	1743.7	270.3	1736.8	233.37
6:00	1743.7	275	1733.1	287.63	18:00	1743.7	271.3	1735.6	242.18
6:15	1743.7	280.7	1735.5	296.35	18:15	1743.7	280	1735.3	239.27
6:30	1743.7	283	1733.8	279.45	18:30	1743.7	278.7	1733.4	252.79
6:45	1743.7	280	1734.8	289.95	18:45	1743.7	287.8	1736.8	271.42
7:00	1743.7	276.7	1736.9	288.17	19:00	1743.7	299.5	1731.7	293.02
7:15	1743.7	274.2	1736.6	271.27	19:15	1743.7	295.2	1733.8	287.59
7:30	1743.7	266	1734.0	271.38	19:30	1743.7	286.7	1733.3	291.55
7:45	1743.7	261.2	1736.4	271.26	19:45	1743.7	280.7	1735.0	287.85
8:00	1743.7	257.4	1735.8	270.16	20:00	1743.7	286.7	1735.9	278.23
8:15	1743.7	256.2	1736.5	274.14	20:15	1743.7	276.4	1735.3	289.32
8:30	1743.7	258.9	1734.7	272.03	20:30	1743.7	275.3	1738.3	295.76
8:45	1743.7	257.2	1548.4	269.11	20:45	1743.7	269.8	1737.4	273.93
9:00	1743.7	258.5	1548.8	266.45	21:00	1743.7	271	1738.5	273.37
9:15	1743.7	261.1	1547.7	267.62	21:15	1743.7	269.5	1737.4	267.20
9:30	1743.7	259.8	1733.3	262.05	21:30	1743.7	265.1	1736.4	255.39
9:45	1743.7	257.2	1732.3	257.07	21:45	1743.7	260.6	1735.7	262.16
10:00	1743.7	253.3	1736.5	227.50	22:00	1743.7	260	1739.1	260.52
10:15	1743.7	247.8	1735.1	227.00	22:15	1743.7	256.2	1736.3	264.17
10:30	1743.7	247.6	1734.8	196.05	22:30	1743.7	248.3	1736.4	264.08
10:45	1743.7	247.5	1733.3	193.30	22:45	1743.7	248.4	1736.5	261.98
11:00	1743.7	247.5	1735.0	192.44	23:00	1743.7	248.3	1733.2	256.24
11:15	1743.7	249.2	1734.3	183.19	23:15	1743.7	249.2	1737.4	261.03
11:30	1743.7	250.1	1734.1	184.76	23:30	1743.7	247.4	1738.8	259.27
11:45	1743.7	251.1	1736.9	194.78	23:45	1743.7	249.7	1736.6	257.51

Yours faithfully,

Sign:  
Kinley Wangmo

Coincidental peak load of Day(Last year):	
287.83 MW	28-Aug-16
Maximum Load till date:	
344.02 MW	18-Mar-17



འབྲུག་རྒྱལ་ཁོ་ལས་འཛིན།

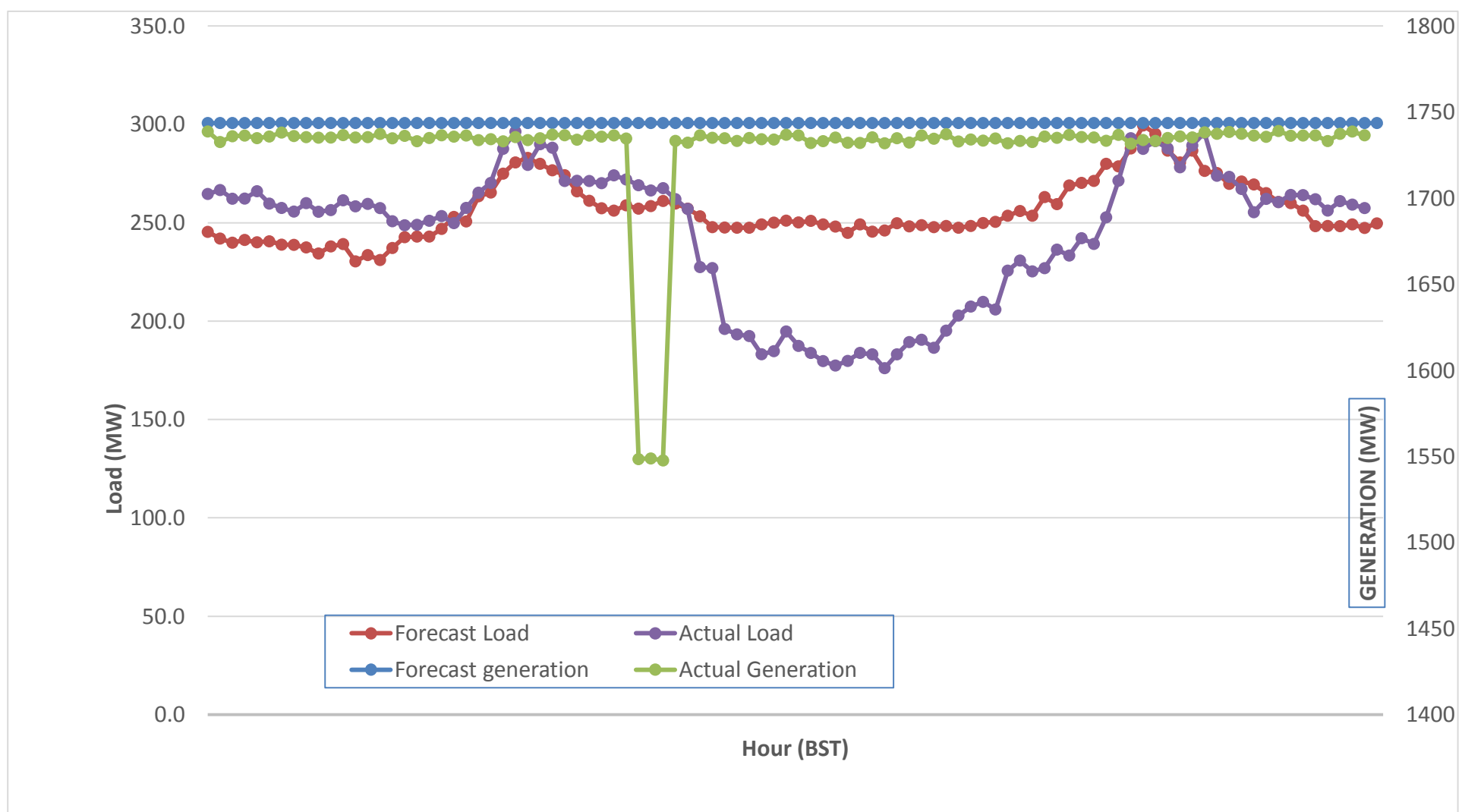
Bhutan Power Corporation Ltd.  
 Bhutan Power System Operator  
 Thimphu: Bhutan



Message No.: Enter your message number  
 From: Shift In-charge, Control Room

Date: 29-Aug-17  
 Time: 10:18

Forecast Generation & Load with Actual Generation & Load (28-Aug-2017).



Yours faithfully,

Sign:  
**Kinley Wangmo**

	MW	Coincidental peak load of Day(Last year):	
Peak Co-incidental Generation(28-Aug-2017).	1739.06	287.83 MW	28-Aug-16
Peak Co-incidental Load(28-Aug-2017).	296.35	Maximum Load till date:	
		344.02 MW	18-Mar-17

Telephone: +975-02335631; Fax: +975-02335632; Email: bhutansystemoperator@bpc.bt; www.bpc.bt



འབྲུག་གྲོག་མེ་ལས་འཛིན།  
**Bhutan Power Corporation Ltd.**  
**Bhutan Power System Operator**  
**Thimphu: Bhutan**



**Message** Enter your message number  
**From:** Shift In-charge, Control Room

**Date:** 29-Aug-17  
**Time:** 10:18

**To**  
 Managing Director, BPC. Email: gemtsheing@bpc.bt  
 Director, O&MD, DGPC. Email: director.umd@drukgreen.com  
 General Manager, TD, BPC. Email: thinleygyeltshen@bpc.bt  
 General Manager, DCSD, BPC. Email: sandeeprai@bpc.bt  
 General Manager, BPSO, BPC. Email: ujjwaldahal@bpc.bt

**Sub:** Load Generation Balance Report of Today (28-Aug-2017).

Hours (BST)	Forecast		Actual	
	Generation	Load	Generation	Load
0:00	1744	249.8	1735.2	255.49
0:15	1744	246.8	1736.9	251.93
0:30	1743.4	243.4	1731.2	250.62
0:45	1744	245.6	1736.0	251.20
1:00	1742.8	242.8	1734.1	245.86
1:15	1744	244.7	1732.2	246.20
1:30	1742.5	242.5	1732.2	243.94
1:45	1743.2	243.2	1735.1	247.78
2:00	1741.9	241.9	1733.1	253.00
2:15	1739.9	239.9	1736.3	249.59
2:30	1743.4	243.4	1733.8	252.27
2:45	1743.9	243.9	1737.0	253.89
3:00	1737.4	237.4	1731.3	247.13
3:15	1741.2	241.2	1736.4	249.41
3:30	1738.1	238.1	1735.1	246.68
3:45	1743	243	1736.0	246.41
4:00	1744	246.3	1735.8	249.40
4:15	1744	246.3	1736.0	246.68
4:30	1744	248.2	1734.4	250.26
4:45	1744	252.1	1737.0	248.33
5:00	1744	257	1735.0	250.46
5:15	1744	254.2	1738.5	254.93
5:30	1744	265.6	1735.8	252.57
5:45	1744	268	1737.8	260.17
6:00	1744	273.9	1738.9	270.95
6:15	1744	278.4	1734.6	279.89
6:30	1744	281.7	1735.0	282.30
6:45	1744	280.2	1736.4	281.15
7:00	1744	277.6	1737.1	281.75
7:15	1744	274.9	1735.6	282.63
7:30	1744	271.4	1738.4	280.22
7:45	1744	266	1735.8	279.45
8:00	1744	262.7	1734.8	277.52
8:15	1744	262.7	1734.3	275.10
8:30	1744	264.9	1737.3	280.02
8:45	1744	262	1738.5	279.85
9:00	1744	264.4	1735.3	271.68

Coincidental peak load of Day(Last year):	
278.74	29-Aug-17

Maximum Load till date:	
344.02 MW	18-Mar-17

Yours faithfully,

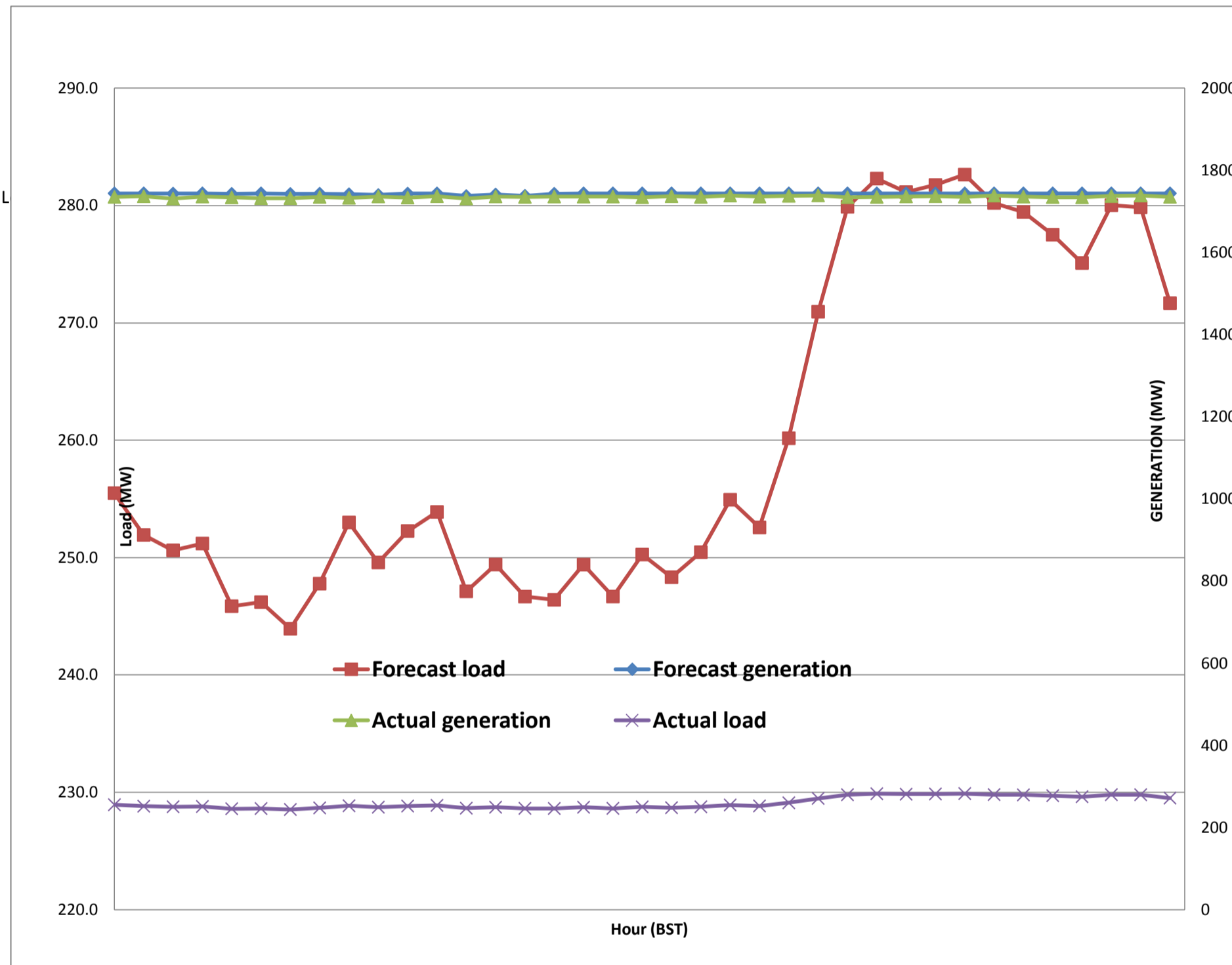
Sign:  
 Kinley Wangmo



Message No.: Enter your message number  
 From: Shift In-charge, Control Room

##### 29-Aug-17  
 ##### 10:18

Forecast Generation & Load with Actual Generation & Load of Today from 00:00hrs to 09:00hrs(29-Aug-2017).





**Message No.:** Enter your message number **Date:** 29-Aug-17  
**From:** Shift In-charge, Control Room **Time:** 10:18

###  
 ###

**To**  
 Managing Director, BPC. Email: gemtshering@bpc.bt  
 Director, O&MD, DGPC. Email: director.umd@drukgreen.com  
 General Manager, TD, BPC. Email: ktobgye@bpc.bt  
 General Manager, BPSO, BPC. Email: ujjwaldahal@bpc.bt  
 Advisor, BPC. Email: bharattamang@bpc.bt

**Sub:** Load Generation Balance Report of Tomorrow (30-Aug-2017).

Hours (BST)	Forecast		Hours (BST)	Forecast	
	Generation	Load		Generation	Load
0:00	1733.8	250.60	12:00	1733.8	253.8
0:15	1733.8	247.70	12:15	1733.8	256.1
0:30	1733.8	244.20	12:30	1733.8	255.3
0:45	1733.8	246.30	12:45	1733.8	254.2
1:00	1733.8	243.60	13:00	1733.8	251
1:15	1733.8	245.30	13:15	1733.8	254.4
1:30	1733.8	243.00	13:30	1733.8	253.6
1:45	1733.8	243.70	13:45	1733.8	252
2:00	1733.8	242.50	14:00	1733.8	254
2:15	1733.8	240.40	14:15	1733.8	253.1
2:30	1733.8	243.80	14:30	1733.8	251.5
2:45	1733.8	244.40	14:45	1733.8	251
3:00	1733.8	238.10	15:00	1733.8	250.5
3:15	1733.8	241.80	15:15	1733.8	251.1
3:30	1733.8	238.70	15:30	1733.8	251
3:45	1733.8	243.60	15:45	1733.8	252.7
4:00	1733.8	246.90	16:00	1733.8	253
4:15	1733.8	246.90	16:15	1733.8	256.7
4:30	1733.8	248.60	16:30	1733.8	258.7
4:45	1733.8	252.50	16:45	1733.8	258.2
5:00	1733.8	257.20	17:00	1733.8	265.8
5:15	1733.8	254.60	17:15	1733.8	264.1
5:30	1733.8	265.80	17:30	1733.8	272.7
6:45	1733.8	268.80	17:45	1733.8	271.3
6:00	1733.8	274.40	18:00	1733.8	275.8
6:15	1733.8	279.30	18:15	1733.8	284.3
6:30	1733.8	282.40	18:30	1733.8	287.3
6:45	1733.8	280.90	18:45	1733.8	296.5
7:00	1733.8	278.00	19:00	1733.8	305.6
7:15	1733.8	275.40	19:15	1733.8	304.3
7:30	1733.8	271.70	19:30	1733.8	295.6
7:45	1733.8	266.40	19:45	1733.8	289.9
8:00	1733.8	263.00	20:00	1733.8	292.1
8:15	1733.8	262.70	20:15	1733.8	283.5
8:30	1733.8	265.00	20:30	1733.8	282.5
8:45	1733.8	262.10	20:45	1733.8	276
9:00	1733.8	264.50	21:00	1733.8	275.1
9:15	1733.8	265.10	21:15	1733.8	275.1
9:30	1733.8	264.90	21:30	1733.8	270.1
9:45	1733.8	263.40	21:45	1733.8	267.7
10:00	1733.8	259.50	22:00	1733.8	266.3
10:15	1733.8	254.50	22:15	1733.8	262.4
10:30	1733.8	254.30	22:30	1733.8	256.8
10:45	1733.8	251.60	22:45	1733.8	255.6
11:00	1733.8	250.80	23:00	1733.8	255.9
11:15	1733.8	251.40	23:15	1733.8	255.4
11:30	1733.8	251.00	23:30	1733.8	252.9
11:45	1733.8	251.80	23:45	1732.8	254.8

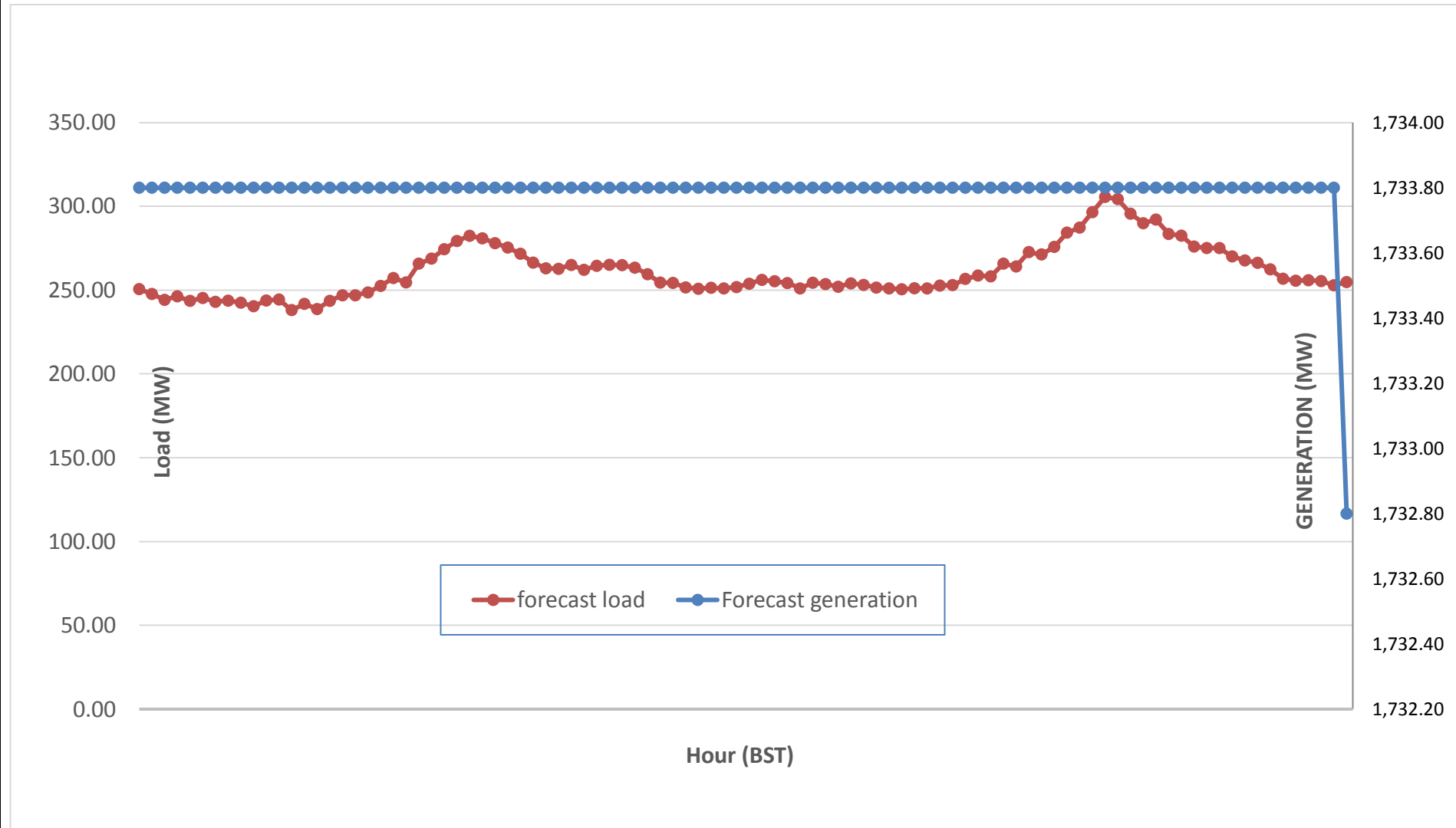
Yours faithfully,  
 Sign:  
 Kinley Wangmo



Message No.: Enter your message number  
 From: Shift In-charge, Control Room

Date: 29-Aug-17  
 Time: 10:18

**Scheduled Generation & Load Forecast for Tomorrow (30-Aug-2017).**



Yours faithfully,

Sign:  
**Kinley Wangmo**

	MW
Scheduled Peak Generation(30-Aug-2017).	376.90
Forecast Peak Load(30-Aug-2017).	300.60