



ཕྱག་ལུགས་ལེ་ལས་འཛིན།

Bhutan Power Corporation Ltd.
Bhutan Power System Operator
Thimphu: Bhutan



Message No.: Enter your message number
From: Shift In-charge, Control Room

Date: 28-Aug-17
Time: 10:59

To
Managing Director, BPC. Email: gemtshering@bpc.bt
Director, O&MD, DGPC. Email: director.omid@drukgreen.com
General Manager, TD, BPC. Email: ktobgye@bpc.bt
General Manager, DCSD, BPC. Email: sandeeprai@bpc.bt
General Manager, BPSO, BPC. Email: ujjwaldahal@bpc.bt

Sub: Load Generation Balance Report of Yesterday (27-Aug-2017).

Hours (BST)	Forecast		Actual		Hours (BST)	Forecast		Actual	
	Generation	Load	Generation	Load		Generation	Load	Generation	Load
0:00	1731.5	257	1674.3	253.84	12:00	1731.5	257	1688.8	256.48
0:15	1731.5	253	1670.8	256.98	12:15	1731.5	256.8	1689.7	262.56
0:30	1731.5	247.7	1672.1	253.28	12:30	1731.5	254.8	1680.2	267.66
0:45	1731.5	251.1	1675.3	251.73	12:45	1731.5	252.1	1677.3	267.65
1:00	1731.5	249.7	1668.5	246.61	13:00	1731.5	247.9	1675.0	271.47
1:15	1731.5	248.2	1670.8	246.13	13:15	1731.5	253.5	1673.7	270.91
1:30	1731.5	247.1	1671.5	248.65	13:30	1731.5	244.5	1674.4	269.23
1:45	1731.5	246.5	1669.2	252.63	13:45	1731.5	246.3	1673.1	265.32
2:00	1731.5	249.4	1672.5	254.91	14:00	1731.5	248.6	1670.5	259.73
2:15	1731.5	249.1	1674.7	254.91	14:15	1731.5	246.8	1667.5	261.23
2:30	1731.5	251	1670.6	257.95	14:30	1731.5	250	1671.3	255.04
2:45	1731.5	250.9	1668.9	261.15	14:45	1731.5	248.5	1689.0	254.85
3:00	1731.5	251.7	1667.8	256.76	15:00	1731.5	247.5	1690.5	261.56
3:15	1731.5	250.4	1674.9	261.08	15:15	1731.5	249.8	1689.5	259.99
3:30	1731.5	248.9	1675.0	255.03	15:30	1731.5	246.9	1683.7	256.94
3:45	1731.5	250	1670.2	258.40	15:45	1731.5	250	1725.3	253.82
4:00	1731.5	249	1670.9	250.91	16:00	1731.5	252.6	1725.2	254.42
4:15	1731.5	250.6	1673.4	258.88	16:15	1731.5	260.2	1734.3	261.59
4:30	1731.5	249.8	1669.9	261.63	16:30	1731.5	259.1	1738.4	263.11
4:45	1731.5	253.7	1674.4	265.70	16:45	1731.5	271.7	1720.8	265.02
5:00	1731.5	256.6	1675.5	267.23	17:00	1731.5	274.8	1736.7	266.43
5:15	1731.5	261.5	1684.2	259.33	17:15	1731.5	264	1733.9	266.37
5:30	1731.5	266	1687.6	267.42	17:30	1731.5	275.6	1734.1	276.70
6:45	1731.5	273.8	1707.7	273.19	17:45	1731.5	271.1	1731.4	279.39
6:00	1731.5	279.6	1726.7	259.69	18:00	1731.5	272.1	1734.4	280.02
6:15	1731.5	286.4	1733.2	272.63	18:15	1731.5	279.2	1735.0	292.41
6:30	1731.5	288.3	1736.6	278.34	18:30	1731.5	278.2	1733.0	294.57
6:45	1731.5	284.6	1728.1	279.50	18:45	1731.5	288.7	1548.1	313.65
7:00	1731.5	281.4	1731.9	276.83	19:00	1731.5	305.2	1733.2	316.31
7:15	1731.5	278.6	1736.4	279.77	19:15	1731.5	299.3	1731.8	319.49
7:30	1731.5	272.5	1734.8	285.50	19:30	1731.5	294.8	1732.8	317.21
7:45	1731.5	269.5	1738.0	285.16	19:45	1731.5	294.3	1731.8	309.43
8:00	1731.5	265.6	1737.4	281.02	20:00	1731.5	294.9	1731.1	302.52
8:15	1731.5	263	1733.6	280.13	20:15	1731.5	283.8	1733.2	298.67
8:30	1731.5	265.1	1735.8	285.34	20:30	1731.5	279.8	1731.8	294.09
8:45	1731.5	263.3	1736.0	272.65	20:45	1731.5	277.8	1736.5	283.82
9:00	1731.5	265.9	1733.4	283.74	21:00	1731.5	277.6	1731.0	278.96
9:15	1731.5	266.9	1731.1	277.70	21:15	1731.5	274.8	1734.2	283.95
9:30	1731.5	264.5	1731.4	274.78	21:30	1731.5	269.9	1640.4	275.05
9:45	1731.5	260.4	1733.4	271.67	21:45	1731.5	265.6	1644.8	282.73
10:00	1731.5	262	1730.4	273.72	22:00	1731.5	262.4	1642.7	276.40
10:15	1731.5	248.9	1723.6	273.43	22:15	1731.5	258.4	1643.4	275.87
10:30	1731.5	248.6	1714.3	272.16	22:30	1731.5	257.9	1642.3	274.42
10:45	1731.5	251.2	1721.8	261.13	22:45	1731.5	254.3	1644.4	270.79
11:00	1731.5	253.8	1708.0	262.45	23:00	1731.5	253.1	1644.2	269.09
11:15	1731.5	252.8	1705.5	256.55	23:15	1731.5	254.4	1722.1	272.28
11:30	1731.5	253.5	1707.1	251.68	23:30	1731.5	250.8	1737.3	263.95
11:45	1731.5	255.3	1679.8	249.55	23:45	1731.5	253.3	1737.8	264.06

Yours faithfully,

Sign:
Tshering Yangzom

Coincidental peak load of Day(Last year):	
281.23	27-Aug-16
Maximum Load till date:	
344.02 MW	18-Mar-17



འབྲུག་རྒྱལ་ཁོ་ལས་འཛིན།

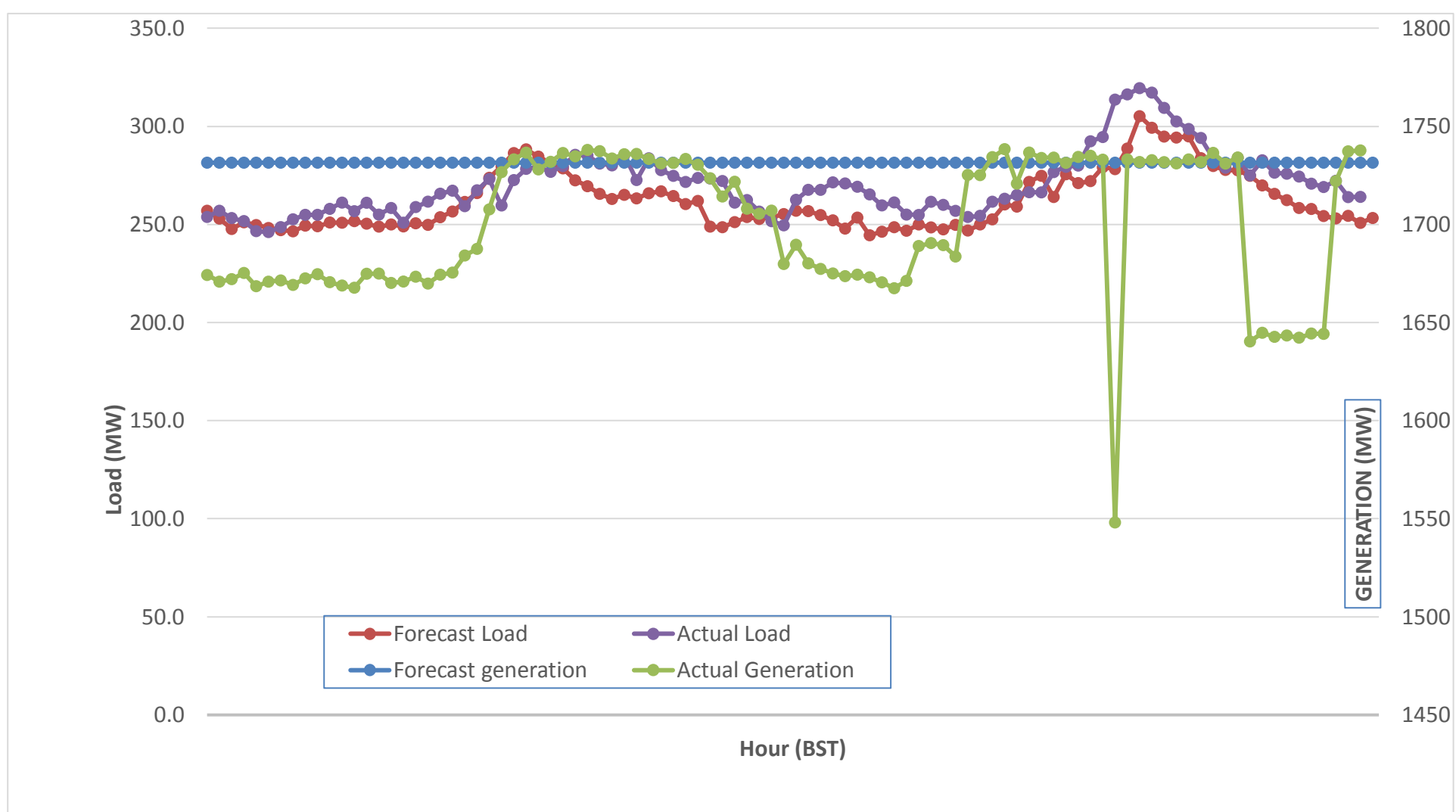
Bhutan Power Corporation Ltd.
 Bhutan Power System Operator
 Thimphu: Bhutan



Message No.: Enter your message number
 From: Shift In-charge, Control Room

Date: 28-Aug-17
 Time: 11:02

Forecast Generation & Load with Actual Generation & Load (27-Aug-2017).



Yours faithfully,

Sign:
Tshering Yangzom

	MW
Peak Co-incident Generation(27-Aug-2017).	1738.41
Peak Co-incident Load(27-Aug-2017).	319.49

Coincidental peak load of Day(Last year):	
281.23	27-Aug-16
Maximum Load till date:	
344.02 MW	18-Mar-17

Telephone: +975-02335631; Fax: +975-02335632; Email: bhutansystemoperator@bpc.bt; www.bpc.bt



འབྲུག་གྲོག་མེ་ལས་འཛིན།
Bhutan Power Corporation Ltd.
Bhutan Power System Operator
Thimphu: Bhutan



Message Enter your message number
From: Shift In-charge, Control Room

Date: 28-Aug-17
Time: 11:01

To
 Managing Director, BPC. Email: gemtsshering@bpc.bt
 Director, O&MD, DGPC. Email: director.omid@drukgreen.com
 General Manager, TD, BPC. Email: thinleygyeltshen@bpc.bt
 General Manager, DCSD, BPC. Email: sandeeprai@bpc.bt
 General Manager, BPSO, BPC. Email: ujjwaldahal@bpc.bt

Sub: Load Generation Balance Report of Today (28-Aug-2017).

Hours (BST)	Forecast		Actual	
	Generation	Load	Generation	Load
0:00	1743.7	245.4	1674.3	253.84
0:15	1743.7	242	1670.8	256.98
0:30	1743.7	239.9	1672.1	253.28
0:45	1743.7	241.3	1675.3	251.73
1:00	1743.7	240.1	1668.5	246.61
1:15	1743.7	240.6	1670.8	246.13
1:30	1743.7	238.9	1671.5	248.65
1:45	1743.7	238.8	1669.2	252.63
2:00	1743.7	237.5	1672.5	254.91
2:15	1743.7	234.4	1674.7	254.91
2:30	1743.7	238	1670.6	257.95
2:45	1743.7	239.2	1668.9	261.15
3:00	1743.7	230.4	1667.8	256.76
3:15	1743.7	233.6	1674.9	261.08
3:30	1743.7	231.1	1675.0	255.03
3:45	1743.7	237.2	1670.2	258.40
4:00	1743.7	242.7	1670.9	250.91
4:15	1743.7	243	1673.4	258.88
4:30	1743.7	243	1669.9	261.63
4:45	1743.7	246.9	1674.4	265.70
5:00	1743.7	253	1675.5	267.23
5:15	1743.7	250.7	1684.2	259.33
5:30	1743.7	263.5	1687.6	267.42
5:45	1743.7	265.4	1707.7	273.19
6:00	1743.7	275	1726.7	259.69
6:15	1743.7	280.7	1733.2	272.63
6:30	1743.7	283	1736.6	278.34
6:45	1743.7	280	1728.1	279.50
7:00	1743.7	276.7	1731.9	276.83
7:15	1743.7	274.2	1736.4	279.77
7:30	1743.7	266	1734.8	285.50
7:45	1743.7	261.2	1738.0	285.16
8:00	1743.7	257.4	1737.4	281.02
8:15	1743.7	256.2	1733.6	280.13
8:30	1743.7	258.9	1735.8	285.34
8:45	1743.7	257.2	1736.0	272.65
9:00	1743.7	258.5	1733.4	283.74

Coincidental peak load of Day(Last year):	
278.74	28-Aug-17

Maximum Load till date:	
344.02 MW	18-Mar-17

Yours faithfully,

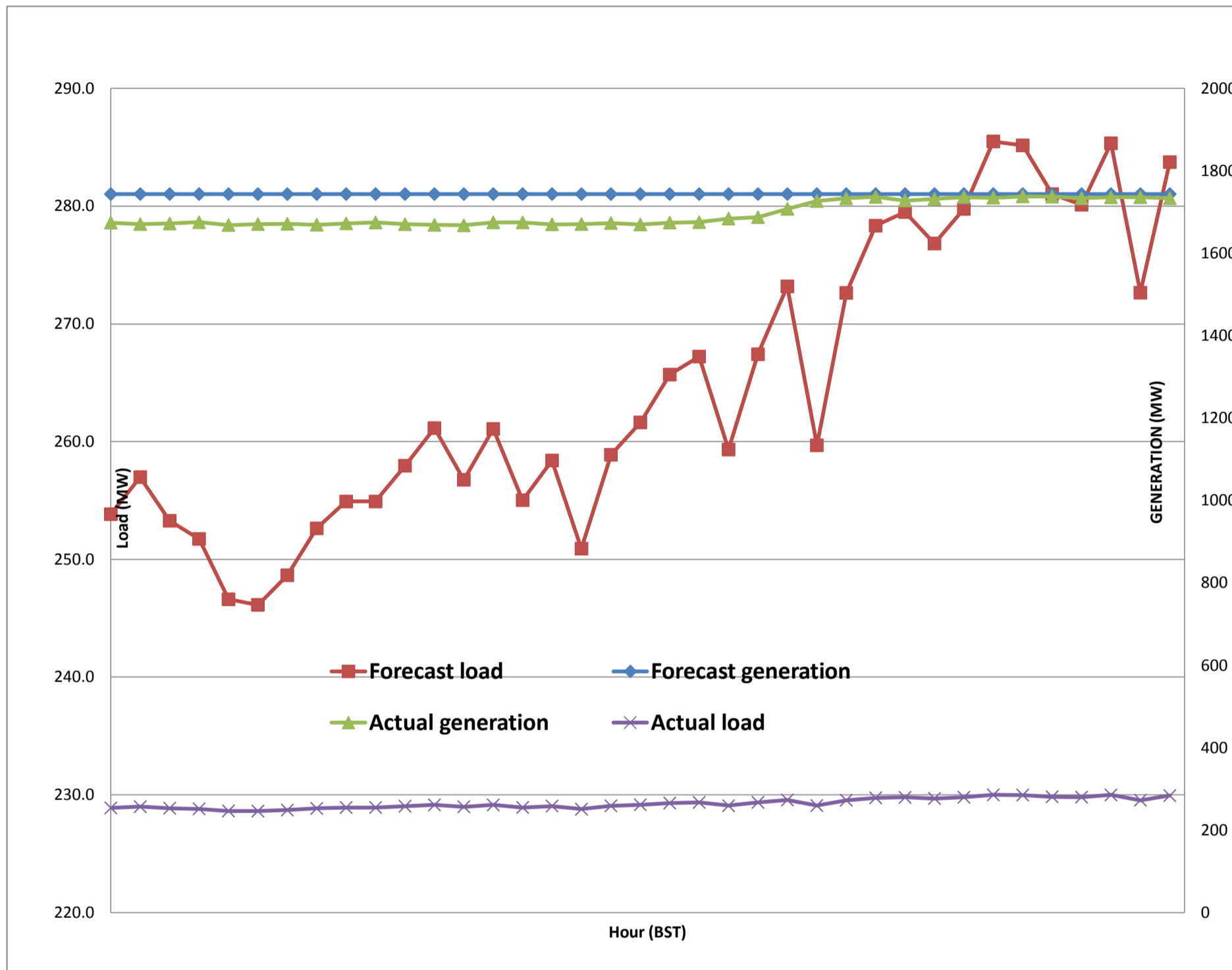
Sign:
[Tshering Yangzom](#)



Message No.: Enter your message number
 From: Shift In-charge, Control Room

28-Aug-17
 11:01

Forecast Generation & Load with Actual Generation & Load of Today from 00:00hrs to 09:00hrs(28-Aug-2017).





Message No.: Enter your message number **Date:** 28-Aug-17
From: Shift In-charge, Control Room **Time:** 10:59

To
 Managing Director, BPC. Email: gemtshering@bpc.bt
 Director, O&MD, DGPC. Email: director.omb@drukgreen.com
 General Manager, TD, BPC. Email: ktobgye@bpc.bt
 General Manager, BPSO, BPC. Email: ujjiwaldahal@bpc.bt
 Advisor, BPC. Email: bharattamang@bpc.bt

Sub: Load Generation Balance Report of Tomorrow (29-Aug-2017).

Hours (BST)	Forecast		Hours (BST)	Forecast	
	Generation	Load		Generation	Load
0:00	1744	249.80	12:00	1744	253.4
0:15	1744	246.80	12:15	1744	255.7
0:30	1743.4	243.40	12:30	1744	255
0:45	1744	245.60	12:45	1744	253.7
1:00	1742.8	242.80	13:00	1744	250.5
1:15	1744	244.70	13:15	1744	253.9
1:30	1742.5	242.50	13:30	1744	253.3
1:45	1743.2	243.20	13:45	1744	251.8
2:00	1741.9	241.90	14:00	1744	253.7
2:15	1739.9	239.90	14:15	1744	253
2:30	1743.4	243.40	14:30	1744	251.2
2:45	1743.9	243.90	14:45	1744	250.6
3:00	1737.4	237.40	15:00	1744	250.3
3:15	1741.2	241.20	15:15	1744	250.7
3:30	1738.1	238.10	15:30	1744	250.7
3:45	1743	243.00	15:45	1744	252.4
4:00	1744	246.30	16:00	1744	252.7
4:15	1744	246.30	16:15	1744	256.1
4:30	1744	248.20	16:30	1744	258.2
4:45	1744	252.10	16:45	1744	257.7
5:00	1744	257.00	17:00	1744	265.2
5:15	1744	254.20	17:15	1744	263.7
5:30	1744	265.60	17:30	1744	272.3
6:45	1744	268.00	17:45	1744	270.7
6:00	1744	273.90	18:00	1744	275.5
6:15	1744	278.40	18:15	1744	283.7
6:30	1744	281.70	18:30	1744	286.6
6:45	1744	280.20	18:45	1744	295.7
7:00	1744	277.60	19:00	1744	304.6
7:15	1744	274.90	19:15	1744	303.3
7:30	1744	271.40	19:30	1744	294.3
7:45	1744	266.00	19:45	1744	288.8
8:00	1744	262.70	20:00	1744	291
8:15	1744	262.70	20:15	1744	282.3
8:30	1744	264.90	20:30	1744	281.2
8:45	1744	262.00	20:45	1744	274.6
9:00	1744	264.40	21:00	1744	273.7
9:15	1744	265.10	21:15	1744	273.8
9:30	1744	264.80	21:30	1744	268.9
9:45	1744	263.30	21:45	1744	266.6
10:00	1744	259.30	22:00	1744	265.1
10:15	1744	254.30	22:15	1744	261.3
10:30	1744	254.40	22:30	1744	255.9
10:45	1744	251.30	22:45	1744	254.8
11:00	1744	250.50	23:00	1744	255
11:15	1744	251.10	23:15	1744	254.5
11:30	1744	250.70	23:30	1744	251.9
11:45	1744	251.40	23:45	1744	253.9

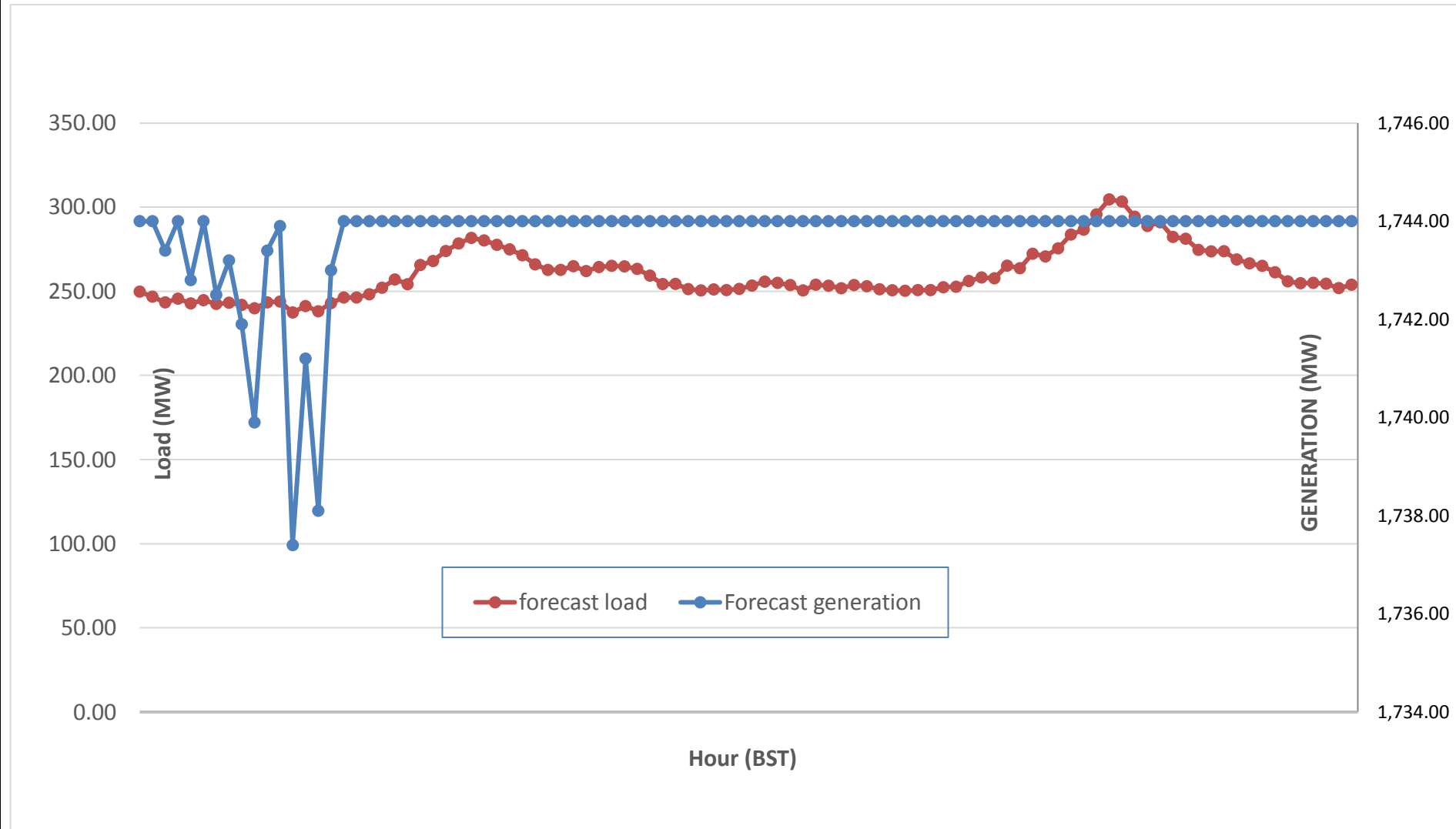
Yours faithfully,
 Sign:
 Tshering Yangzom



Message No.: Enter your message number
 From: Shift In-charge, Control Room

Date: 25-Aug-17
 Time: 10:13

Scheduled Generation & Load Forecast for Tomorrow (26-Aug-2017).



Yours faithfully,

Sign:
Tshering Yangzom

	MW
Scheduled Peak Generation(26-Aug-2017).	376.90
Forecast Peak Load(26-Aug-2017).	300.60