



འབྲུག་གློག་ཐོ་ལས་འཛིན།

Bhutan Power Corporation Ltd.
Bhutan Power System Operator
Thimphu: Bhutan



Message No.: Enter your message number
From: Shift In-charge, Control Room

Date: 24-Aug-17
Time: 10:02

To
Managing Director, BPC. Email: gemtshering@bpc.bt
Director, O&MD, DGPC. Email: director.omb@drukgreen.com
General Manager, TD, BPC. Email: ktobgye@bpc.bt
General Manager, DCSD, BPC. Email: sandeeprai@bpc.bt
General Manager, BPSO, BPC. Email: ujjwaldahal@bpc.bt

Sub: Load Generation Balance Report of Yesterday (23-Aug-2017).

Hours (BST)	Forecast		Actual		Hours (BST)	Forecast		Actual	
	Generation	Load	Generation	Load		Generation	Load	Generation	Load
0:00	1741.1	256.6	1736.2	257.95	12:00	1741.1	257.2	1648.1	240.71
0:15	1741.1	254.7	1735.4	254.66	12:15	1741.1	256.7	1650.3	246.57
0:30	1741.1	250.8	1734.8	246.28	12:30	1741.1	254	1648.8	233.34
0:45	1741.1	253.1	1737.9	251.86	12:45	1741.1	253.8	1645.9	225.85
1:00	1741.1	249.2	1733.0	253.70	13:00	1741.1	252.9	1644.5	219.36
1:15	1741.1	246.5	1733.9	252.23	13:15	1741.1	256.1	1646.8	230.82
1:30	1741.1	245.3	1733.5	258.26	13:30	1741.1	253.1	1644.8	213.75
1:45	1741.1	245.3	1732.8	247.34	13:45	1741.1	250.7	1645.6	209.40
2:00	1741.1	247.7	1734.0	246.16	14:00	1741.1	250	1647.8	225.75
2:15	1741.1	247.1	1735.6	246.75	14:15	1741.1	247.5	1643.8	228.66
2:30	1741.1	247.5	1734.8	248.50	14:30	1741.1	247.9	1645.6	234.95
2:45	1741.1	247.6	1732.4	251.97	14:45	1741.1	249.3	1642.2	236.63
3:00	1741.1	250	1734.4	253.18	15:00	1741.1	248.6	1645.1	223.76
3:15	1741.1	248.7	1734.3	251.17	15:15	1741.1	249.6	1648.1	221.23
3:30	1741.1	245.1	1736.5	247.08	15:30	1741.1	248.1	1646.1	234.11
3:45	1741.1	244.2	1734.8	255.07	15:45	1741.1	248.9	1643.7	245.02
4:00	1741.1	245.2	1735.9	255.48	16:00	1741.1	249.6	1646.0	239.93
4:15	1741.1	246.5	1736.4	258.05	16:15	1741.1	251.2	1643.3	244.39
4:30	1741.1	246.7	1735.7	259.05	16:30	1741.1	256.8	1646.0	244.19
4:45	1741.1	249.1	1737.0	259.84	16:45	1741.1	259.2	1645.8	231.07
5:00	1741.1	252.9	1733.9	259.80	17:00	1741.1	259.4	1731.2	248.87
5:15	1741.1	256.3	1733.8	263.14	17:15	1741.1	259.4	1734.5	241.04
5:30	1741.1	260.4	1732.5	272.05	17:30	1741.1	261.5	1737.3	239.87
6:45	1741.1	269.2	1732.1	276.62	17:45	1741.1	266.1	1739.8	245.95
6:00	1741.1	273.8	1735.8	287.84	18:00	1741.1	268.7	1733.4	249.61
6:15	1741.1	281.2	1730.1	294.23	18:15	1741.1	275.7	1737.6	257.62
6:30	1741.1	281.9	1660.1	271.91	18:30	1741.1	279.1	1737.2	270.91
6:45	1741.1	283.1	1644.6	286.21	18:45	1741.1	286.9	1738.1	285.16
7:00	1741.1	280.2	1644.7	288.05	19:00	1741.1	294.6	1736.8	296.13
7:15	1741.1	274.8	1640.8	280.41	19:15	1741.1	300	1737.2	295.63
7:30	1741.1	271.2	1644.8	276.17	19:30	1741.1	298	1739.3	295.35
7:45	1741.1	265.3	1643.1	275.42	19:45	1741.1	295	1736.8	293.88
8:00	1741.1	264.4	1643.4	269.15	20:00	1741.1	293	1737.4	291.95
8:15	1741.1	262.7	1644.3	271.09	20:15	1741.1	288.3	1736.7	292.73
8:30	1741.1	263.6	1644.8	267.72	20:30	1741.1	288.3	1736.0	286.10
8:45	1741.1	264.4	1679.9	269.24	20:45	1741.1	285.1	1734.8	279.45
9:00	1741.1	264.8	1731.4	265.06	21:00	1741.1	281.9	1738.0	281.06
9:15	1741.1	264.3	1734.7	274.91	21:15	1741.1	278.7	1735.9	282.80
9:30	1741.1	263.2	1643.0	277.98	21:30	1741.1	275.9	1738.9	273.01
9:45	1741.1	258.8	1645.2	262.63	21:45	1741.1	272.5	1732.6	279.83
10:00	1741.1	262.3	1646.5	254.12	22:00	1741.1	271.8	1734.1	268.30
10:15	1741.1	256.4	1645.5	220.46	22:15	1741.1	267.8	1731.0	264.45
10:30	1741.1	253.9	1647.5	226.30	22:30	1741.1	261.7	1732.1	258.59
10:45	1741.1	254.7	1647.8	222.05	22:45	1741.1	259.9	1736.5	259.16
11:00	1741.1	258	1647.0	237.02	23:00	1741.1	255.2	1735.3	262.45
11:15	1741.1	257.2	1649.8	243.88	23:15	1741.1	256.4	1732.3	257.65
11:30	1741.1	256.7	1647.1	235.36	23:30	1741.1	252.1	1731.9	258.83
11:45	1741.1	257.1	1645.4	238.86	23:45	1741.1	252.2	1733.5	259.29

Yours faithfully,

Sign:
Tshering Choden

Coincidental peak load of Day(Last year):	
284.44 MW	23-Aug-16
Maximum Load till date:	
344.02 MW	18-Mar-17



འབྲུག་རྒྱལ་ཁོ་ལས་འཛིན།

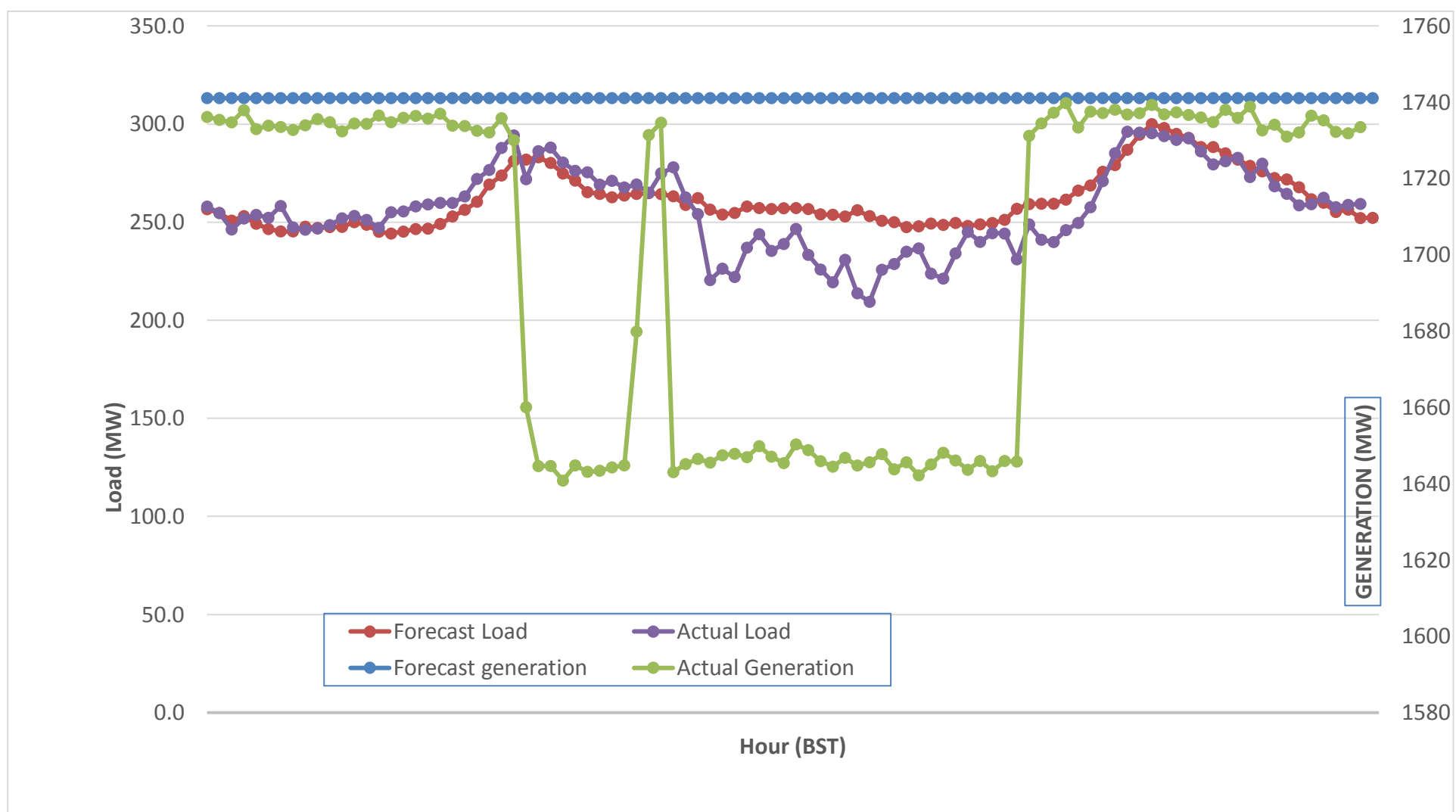
Bhutan Power Corporation Ltd.
 Bhutan Power System Operator
 Thimphu: Bhutan



Message No.: Enter your message number
 From: Shift In-charge, Control Room

Date: 24-Aug-17
 Time: 10:02

Forecast Generation & Load with Actual Generation & Load (23-Aug-2017).



Yours faithfully,

Sign:

Tshering Choden

Peak Co-incidental Generation(23-Aug-2017).	MW	Coincidental peak load of Day(Last year):	
Peak Co-incidental Load(23-Aug-2017).	1739.78	284.44 MW	23-Aug-16
	296.13	Maximum Load till date:	
		344.02 MW	18-Mar-17

Telephone: +975-02335631; Fax: +975-02335632; Email: bhutansystemoperator@bpc.bt; www.bpc.bt



ལྷན་ རྒྱུག་གྲོག་མེ་ལས་འཛིན།
Bhutan Power Corporation Ltd.
Bhutan Power System Operator
Thimphu: Bhutan



Message Enter your message number
From: Shift In-charge, Control Room

Date: 24-Aug-17
Time: 10:02

To
 Managing Director, BPC. Email: gemtsShering@bpc.bt
 Director, O&MD, DGPC. Email: director.umd@drukgreen.com
 General Manager, TD, BPC. Email: thinleygyeltshen@bpc.bt
 General Manager, DCSD, BPC. Email: sandeeprai@bpc.bt
 General Manager, BPSO, BPC. Email: ujjwaldahal@bpc.bt

Sub: Load Generation Balance Report of Today (22-Aug-2017).

Hours (BST)	Forecast		Actual	
	Generation	Load	Generation	Load
0:00	1741.1	253.7	1730.3	256.04
0:15	1741.1	250.8	1733.0	253.79
0:30	1741.1	246.6	1735.3	247.60
0:45	1741.1	248.1	1733.1	247.08
1:00	1741.1	245.5	1731.6	248.83
1:15	1741.1	242	1732.8	249.46
1:30	1741.1	241.1	1735.0	245.95
1:45	1741.2	241.3	1733.8	251.86
2:00	1741.2	244.6	1735.2	253.14
2:15	1741.2	244.5	1732.4	252.26
2:30	1741.2	245.3	1731.4	257.96
2:45	1741.2	245.5	1736.0	257.73
3:00	1741.2	246.6	1730.2	257.89
3:15	1741.2	246.7	1732.8	255.25
3:30	1741.2	243.5	1731.8	253.60
3:45	1741.2	243.9	1733.6	254.25
4:00	1741.2	245.5	1731.4	247.01
4:15	1741.2	247.9	1730.4	249.84
4:30	1741.2	246.5	1733.3	243.37
4:45	1741.2	249	1735.7	251.13
5:00	1741.2	252.9	1731.4	250.77
5:15	1741.2	256.7	1734.7	262.72
5:30	1741.2	261.9	1733.0	267.73
5:45	1741.2	269.9	1734.7	270.52
6:00	1741.2	276.3	1732.2	278.79
6:15	1741.2	284.1	1730.5	287.36
6:30	1741.2	284.9	1732.5	288.27
6:45	1741.2	284.5	1733.7	289.00
7:00	1741.2	279.4	1734.7	286.19
7:15	1741.2	276.3	1732.6	274.52
7:30	1741.2	272.5	1732.9	272.28
7:45	1741.2	267.3	1732.1	263.50
8:00	1741.2	264.5	1734.8	262.68
8:15	1741.2	261.6	1734.6	263.09
8:30	1741.2	263.6	1735.7	264.48
8:45	1741.2	264.7	1735.5	248.63
9:00	1741.2	265.9	1737.2	265.16

Coincidental peak load of Day(Last year):	
280.93 MW	24-Aug-17

Maximum Load till date:	
344.02 MW	18-Mar-17

Yours faithfully,

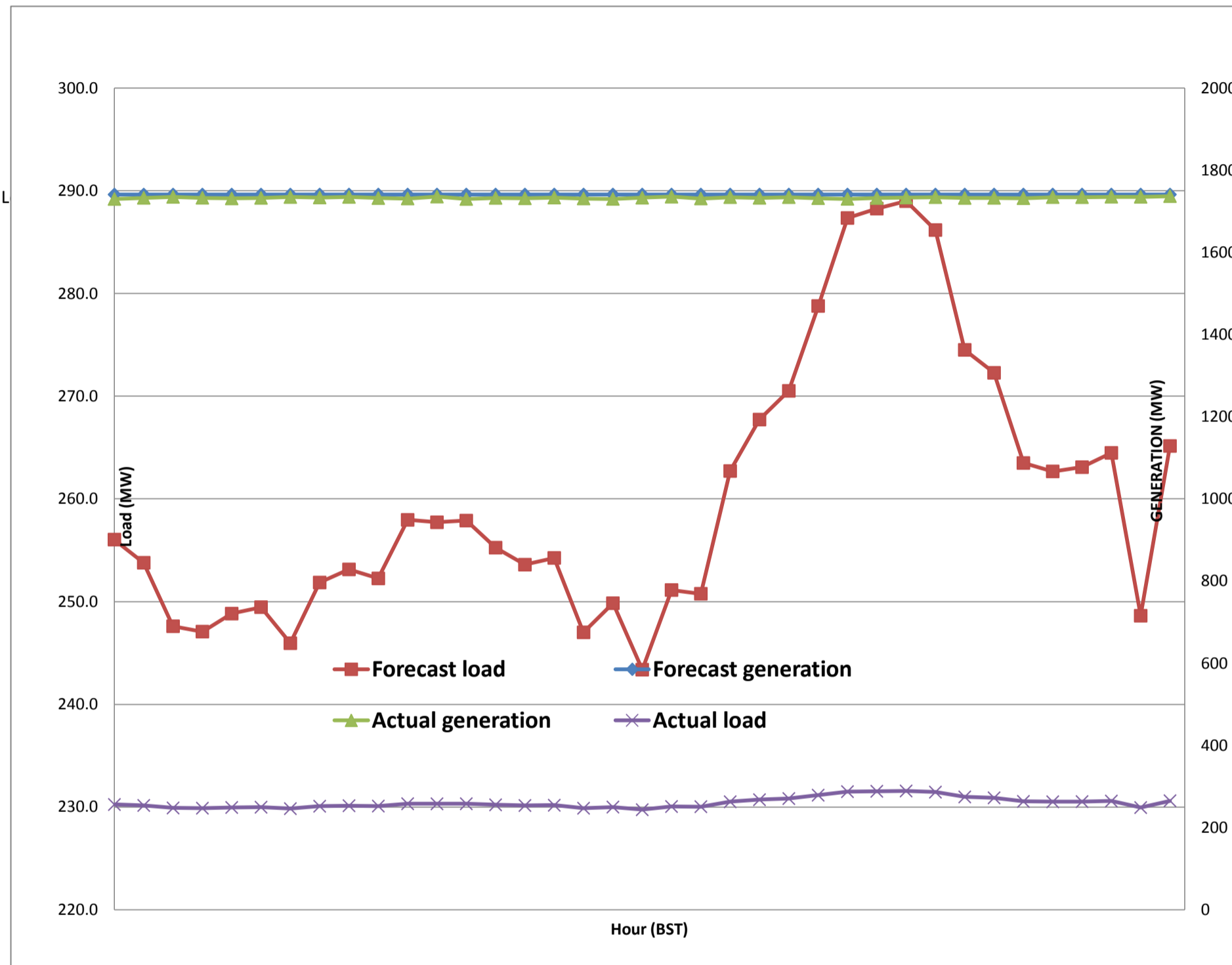
Sign:
 Tshering Choden



Message No.: Enter your message number
 From: Shift In-charge, Control Room

24-Aug-17
 ##### 10:02

Forecast Generation & Load with Actual Generation & Load of Today from 00:00hrs to 09:00hrs(24-Aug-2017).





Message No.: Enter your message number **Date:** 24-Aug-17
From: Shift In-charge, Control Room **Time:** 10:02

###

To
 Managing Director, BPC. Email: gemtshering@bpc.bt
 Director, O&MD, DGPC. Email: director.umd@drukgreen.com
 General Manager, TD, BPC. Email: ktobgye@bpc.bt
 General Manager, BPSO, BPC. Email: ujjiwaldahal@bpc.bt
 Advisor, BPC. Email: bharattamang@bpc.bt

Sub: Load Generation Balance Report of Tomorrow (25-Aug-2017).

Hours (BST)	Forecast		Hours (BST)	Forecast	
	Generation	Load		Generation	Load
0:00	1741.7	255.00	12:00	1741.7	254.4
0:15	1741.7	251.70	12:15	1741.7	256.1
0:30	1741.7	247.30	12:30	1741.7	250.5
0:45	1741.7	250.30	12:45	1741.7	247.4
1:00	1741.7	247.60	13:00	1741.7	244.1
1:15	1741.7	245.00	13:15	1741.7	251.1
1:30	1741.7	245.10	13:30	1741.7	242.1
1:45	1741.7	242.90	13:45	1741.7	242.4
2:00	1741.7	246.00	14:00	1741.7	245.9
2:15	1741.7	245.40	14:15	1741.7	243.3
2:30	1741.7	246.30	14:30	1741.7	246.6
2:45	1741.7	247.40	14:45	1741.7	246.5
3:00	1741.7	248.20	15:00	1741.7	244.5
3:15	1741.7	247.40	15:15	1741.7	247.2
3:30	1741.7	245.30	15:30	1741.7	246.3
3:45	1741.7	246.10	15:45	1741.7	248.6
4:00	1741.7	248.60	16:00	1741.7	249.6
4:15	1741.7	250.50	16:15	1741.7	252.8
4:30	1741.7	249.70	16:30	1741.7	255.2
4:45	1741.7	251.50	16:45	1741.7	254.2
5:00	1741.7	255.30	17:00	1741.7	258.6
5:15	1741.7	258.90	17:15	1741.7	258.6
5:30	1741.7	264.50	17:30	1741.7	261.3
6:45	1741.7	272.50	17:45	1741.7	264.8
6:00	1741.7	279.10	18:00	1741.7	267.3
6:15	1741.7	287.30	18:15	1741.7	271.6
6:30	1741.7	288.30	18:30	1741.7	280.3
6:45	1741.7	285.20	18:45	1741.7	290.2
7:00	1741.7	280.80	19:00	1741.7	299.5
7:15	1741.7	278.90	19:15	1741.7	300.6
7:30	1741.7	273.30	19:30	1741.7	298.9
7:45	1741.7	269.20	19:45	1741.7	294.8
8:00	1741.7	265.70	20:00	1741.7	293.7
8:15	1741.7	263.40	20:15	1741.7	287.2
8:30	1741.7	265.20	20:30	1741.7	285.2
8:45	1741.7	265.80	20:45	1741.7	282.8
9:00	1741.7	266.40	21:00	1741.7	283.7
9:15	1741.7	268.10	21:15	1741.7	280
9:30	1741.7	267.60	21:30	1741.7	277
9:45	1741.7	260.70	21:45	1741.7	273.4
10:00	1741.7	261.50	22:00	1741.7	271.2
10:15	1741.7	247.20	22:15	1741.7	266
10:30	1741.7	247.20	22:30	1741.7	262.1
10:45	1741.7	250.20	22:45	1741.7	259.8
11:00	1741.7	251.30	23:00	1741.7	256.6
11:15	1741.7	250.60	23:15	1741.7	257.7
11:30	1741.7	251.50	23:30	1741.7	255.8
11:45	1741.7	253.60	23:45	1741.7	256.7

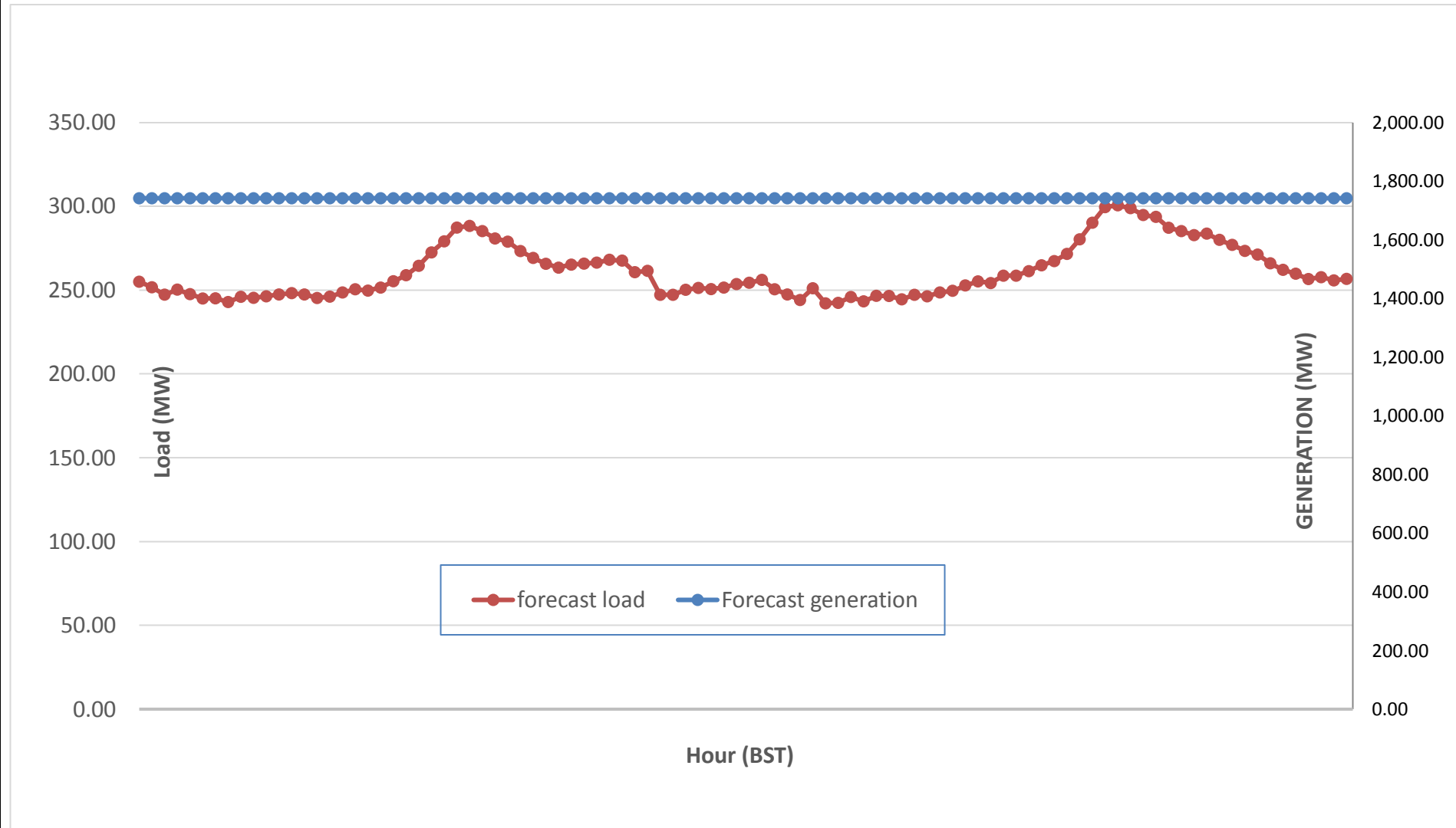
Yours faithfully,
 Sign:
 Tshering Choden



Message No.: Enter your message number
 From: Shift In-charge, Control Room

Date: 24-Aug-17
 Time: 10:02

Scheduled Generation & Load Forecast for Tomorrow (25-Aug-2017).



Yours faithfully,

Sign:
Tshering Choden

	MW
Scheduled Peak Generation(25-Aug-2017).	376.90
Forecast Peak Load(25-Aug-2017).	300.60