



འབྲུག་གླིང་མེ་ལམ་འཛིན།

Bhutan Power Corporation Ltd.
Bhutan Power System Operator
Thimphu: Bhutan



Message No.: Enter your message number
From: Shift In-charge, Control Room

Date: 20-Aug-17
Time: 10:42

To
Managing Director, BPC. Email: gemtshering@bpc.bt
Director, O&MD, DGPC. Email: director.omb@drukgreen.com
General Manager, TD, BPC. Email: ktobgye@bpc.bt
General Manager, DCSD, BPC. Email: sandeeprai@bpc.bt
General Manager, BPSO, BPC. Email: ujjwaldahal@bpc.bt

Sub: **Load Generation Balance Report of Yesterday (19-Aug-2017).**

Hours (BST)	Forecast		Actual		Hours (BST)	Forecast		Actual	
	Generation	Load	Generation	Load		Generation	Load	Generation	Load
0:00	1728.6	255.2	1732.2	253.44	12:00	1536.4	265.5	1548.1	250.33
0:15	1728.6	254.8	1734.6	256.74	12:15	1536.4	264	1545.2	253.17
0:30	1728.6	250.6	1731.1	245.93	12:30	1536.4	260.2	1549.0	251.99
0:45	1728.6	249.2	1732.4	259.92	12:45	1536.4	257.7	1546.6	253.79
1:00	1728.6	249	1732.1	260.84	13:00	1536.4	255.3	1549.8	253.06
1:15	1728.6	249.8	1730.6	240.37	13:15	1536.4	257.9	1550.9	260.66
1:30	1728.6	247.2	1732.1	243.74	13:30	1536.4	252.4	1550.1	255.04
1:45	1728.6	248.6	1732.1	245.57	13:45	1536.4	248.3	1549.8	251.28
2:00	1728.6	251.5	1734.1	247.05	14:00	1536.4	245.1	1549.9	250.23
2:15	1728.6	248.6	1731.2	245.26	14:15	1536.4	244.2	1552.4	251.50
2:30	1728.6	249.9	1734.5	249.31	14:30	1536.4	238.7	1716.3	251.84
2:45	1728.6	248.6	1737.6	249.41	14:45	1536.4	240.1	1735.1	256.01
3:00	1728.6	248.4	1735.2	252.04	15:00	1536.4	240.6	1732.2	252.79
3:15	1728.6	246.5	1734.1	252.39	15:15	1536.4	243.4	1735.2	254.50
3:30	1728.6	244.8	1730.5	252.98	15:30	1536.4	244.6	1731.4	239.72
3:45	1728.6	244.1	1733.9	239.33	15:45	1536.4	241.7	1733.8	243.69
4:00	1728.6	243.8	1735.6	245.17	16:00	1536.4	246.9	1736.3	237.20
4:15	1728.6	245.9	1733.8	242.45	16:15	1728.6	247.7	1736.4	238.77
4:30	1728.6	246.4	1733.8	254.24	16:30	1728.6	251.7	1734.8	244.79
4:45	1728.6	247.4	1733.7	253.86	16:45	1728.6	251.2	1734.5	253.39
5:00	1728.6	250.2	1733.1	257.98	17:00	1728.6	251.6	1737.5	256.63
5:15	1728.6	254.7	1736.3	265.86	17:15	1728.6	253.9	1732.5	257.34
5:30	1728.6	255.8	1733.4	265.52	17:30	1728.6	261.1	1736.5	252.81
6:45	1728.6	263.3	1733.9	273.24	17:45	1728.6	264.4	1732.3	259.95
6:00	1728.6	268	1732.6	275.11	18:00	1728.6	268.5	1738.7	264.54
6:15	1728.6	277.3	1735.8	287.09	18:15	1728.6	272.6	1734.9	270.11
6:30	1728.6	279.6	1733.8	284.80	18:30	1728.6	278.5	1736.8	274.69
6:45	1728.6	279.1	1733.6	290.01	18:45	1728.6	281.5	1735.2	287.05
7:00	1728.6	278.6	1732.2	289.45	19:00	1728.6	286.8	1731.9	296.84
7:15	1728.6	272.3	1731.2	292.27	19:15	1728.6	289.4	1733.7	297.05
7:30	1728.6	267.3	1732.6	285.91	19:30	1728.6	285.6	1733.8	303.68
7:45	1728.6	260.8	1737.1	284.34	19:45	1728.6	289.3	1729.3	300.20
8:00	1728.6	262.1	1735.8	280.13	20:00	1728.6	286.6	1733.5	268.24
8:15	1728.6	263.8	1734.5	275.88	20:15	1728.6	286.9	1734.4	290.86
8:30	1728.6	259.3	1733.7	273.00	20:30	1728.6	284.9	1735.2	288.84
8:45	1728.6	261.5	1731.7	267.98	20:45	1728.6	284.2	1731.1	288.15
9:00	1536.4	262.4	1736.2	282.22	21:00	1728.6	280.1	1734.8	285.42
9:15	1536.4	264.3	1551.6	278.04	21:15	1728.6	281.2	1729.9	270.38
9:30	1536.4	263.1	1545.5	279.91	21:30	1728.6	277.7	1731.2	263.14
9:45	1536.4	263.2	1549.7	271.67	21:45	1728.6	273.3	1732.7	272.80
10:00	1536.4	264.7	1549.7	276.28	22:00	1728.6	267.9	1729.5	272.08
10:15	1536.4	260.4	1548.2	269.07	22:15	1728.6	266.6	1734.9	265.16
10:30	1536.4	261.2	1547.7	259.16	22:30	1728.6	267.1	1733.1	260.89
10:45	1536.4	261.4	1548.4	255.23	22:45	1728.6	263.3	1735.5	260.57
11:00	1536.4	261.2	1546.3	261.34	23:00	1728.6	258.3	1732.7	268.08
11:15	1536.4	259.7	1546.3	254.79	23:15	1728.6	260	1734.5	268.23
11:30	1536.4	263.3	1549.1	254.01	23:30	1728.6	256.2	1731.7	262.41
11:45	1536.4	262.1	1546.9	235.49	23:45	1728.6	255.4	1738.8	265.34

Yours faithfully,

Sign:
Tshering Yangzom

Coincidental peak load of Day(Last year):	
271.65	19-Aug-16
Maximum Load till date:	
344.02 MW	18-Mar-17



འབྲུག་རྒྱལ་ཁོ་ལས་འཛིན།

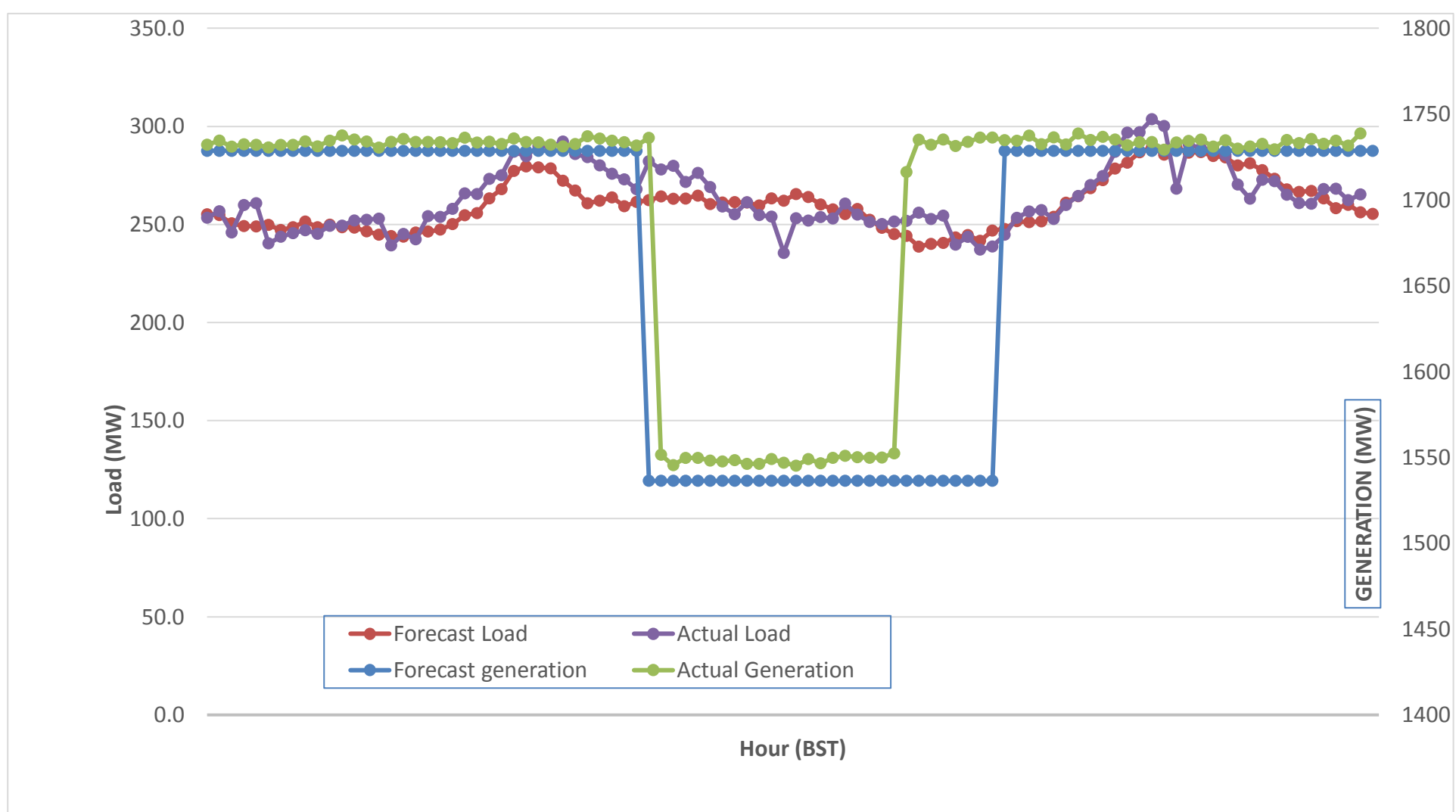
Bhutan Power Corporation Ltd.
 Bhutan Power System Operator
 Thimphu: Bhutan



Message No.: Enter your message number
 From: Shift In-charge, Control Room

Date: 20-Aug-17
 Time: 10:45

Forecast Generation & Load with Actual Generation & Load (19-Aug-2017).



Yours faithfully,

Sign:
Tshering Yangzom

	MW
Peak Co-incident Generation(19-Aug-2017).	1738.75
Peak Co-incident Load(19-Aug-2017).	303.68


Coincidental peak load of Day(Last year):	
271.65	19-Aug-16
Maximum Load till date:	
344.02 MW	18-Mar-17

Telephone: +975-02335631; Fax: +975-02335632; Email: bhutansystemoperator@bpc.bt; www.bpc.bt



འབྲུག་གྲོག་མེ་ལས་འཛིན།

Bhutan Power Corporation Ltd.
Bhutan Power System Operator
Thimphu: Bhutan



Message No.: Enter your message number
From: Shift In-charge, Control Room

Date: 20-Aug-17
Time: 10:44

To

Managing Director, BPC. Email: gemtshering@bpc.bt
Director, O&MD, DGPC. Email: director.omid@drukgreen.com
General Manager, TD, BPC. Email: thinleygyeltshen@bpc.bt
General Manager, DCSD, BPC. Email: sandeprai@bpc.bt
General Manager, BPSO, BPC. Email: ujjwaldahal@bpc.bt

Sub: Load Generation Balance Report of Today (20-Aug-2017).

Hours (BST)	Forecast		Actual	
	Generation	Load	Generation	Load
0:00	1743.2	256.7	1735.8	260.31
0:15	1743.2	257.2	1735.3	262.42
0:30	1743.2	253.6	1735.4	250.51
0:45	1743.2	252.4	1731.4	255.20
1:00	1743.2	250.6	1734.9	254.00
1:15	1743.5	251	1736.9	251.66
1:30	1743.5	249.9	1733.7	249.05
1:45	1743.5	250.3	1732.5	253.97
2:00	1743.5	252.8	1734.3	249.76
2:15	1743.5	249.7	1731.4	252.47
2:30	1743.5	251	1732.9	259.63
2:45	1743.5	249.8	1733.3	254.75
3:00	1743.5	250.7	1731.2	252.97
3:15	1743.5	247.9	1734.8	253.47
3:30	1743.5	247.2	1731.8	252.03
3:45	1743.5	245.1	1733.6	249.07
4:00	1743.5	245.1	1735.1	252.21
4:15	1743.5	246.6	1731.9	247.69
4:30	1743.5	245.2	1732.1	255.46
4:45	1743.5	247.5	1734.1	257.36
5:00	1743.5	250.9	1734.8	249.54
5:15	1743.5	254.9	1735.5	255.77
5:30	1743.5	257.2	1733.6	259.47
5:45	1743.5	266.5	1738.3	271.84
6:00	1743.5	271.5	1733.1	274.18
6:15	1743.5	281.3	1734.4	270.29
6:30	1743.5	284	1738.5	266.15
6:45	1743.5	282.9	1736.0	271.52
7:00	1743.5	280.6	1734.2	274.43
7:15	1743.5	276.3	1735.6	264.45
7:30	1743.5	269.3	1736.7	267.28
7:45	1743.5	263.6	1732.8	271.84
8:00	1743.5	262.3	1734.6	265.15
8:15	1743.5	264.9	1737.5	267.23
8:30	1743.5	259.4	1733.5	263.27
8:45	1743.5	262.3	1735.8	264.02
9:00	1743.5	263.7	1733.9	262.95

Coincidental peak load of Day(Last year):	
266.43	20-Aug-17
258.23 MW	
344.02 MW	18-Mar-17

Yours faithfully,

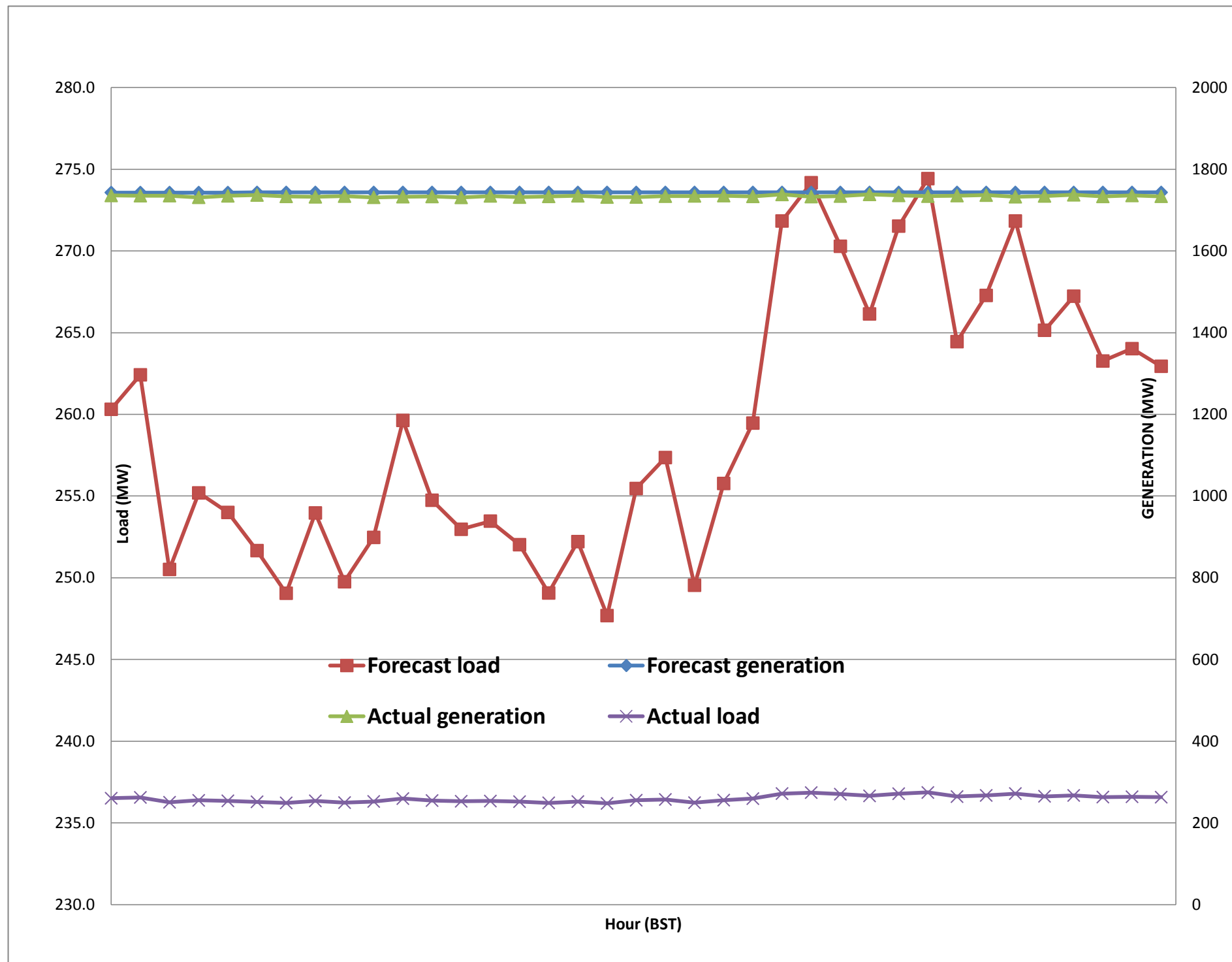
Sign:
Tshering Yangzom



Message No.: Enter your message number
 From: Shift In-charge, Control Room

Date: 20-Aug-17
 Time: 10:42

Forecast Generation & Load with Actual Generation & Load of Today from 00:00hrs to 09:00hrs(20-Aug-2017).





འབྲུག་གྲོག་ལས་ཁུངས་ལྷན་ཁག།
Bhutan Power Corporation Ltd.
Bhutan Power System Operator
 Thimphu: Bhutan



Message No.: Enter your message number
From: Shift In-charge, Control Room
Date: 20-Aug-17
Time: 10:45
To: Managing Director, BPC. Email: gemtshering@bpc.bt
 Director, O&MD, DGPC. Email: director.umd@drukgreen.com
 General Manager, TD, BPC. Email: ktobgye@bpc.bt
 General Manager, BPSO, BPC. Email: ujjwaldahal@bpc.bt
 Advisor, BPC. Email: bharattamang@bpc.bt
Sub: Load Generation Balance Report of Tomorrow (21-Aug-2017).

 ###

Hours (BST)	Forecast		Hours (BST)	Forecast	
	Generation	Load		Generation	Load
0:00	1743.8	261.70	12:00	1743.8	260.1
0:15	1743.8	258.70	12:15	1743.8	259.8
0:30	1743.8	256.80	12:30	1743.8	256
0:45	1743.8	258.50	12:45	1743.8	254.4
1:00	1743.8	254.80	13:00	1743.8	252.8
1:15	1743.8	254.80	13:15	1743.8	257
1:30	1743.8	252.20	13:30	1743.8	251.2
1:45	1743.8	251.30	13:45	1743.8	248.8
2:00	1743.8	253.00	14:00	1743.8	247
2:15	1743.8	250.70	14:15	1743.8	246.8
2:30	1743.8	253.00	14:30	1743.8	247.4
2:45	1743.8	251.90	14:45	1743.8	249.9
3:00	1743.8	255.10	15:00	1743.8	250.1
3:15	1743.8	253.10	15:15	1743.8	253.5
3:30	1743.8	251.60	15:30	1743.8	251.5
3:45	1743.8	248.70	15:45	1743.8	250
4:00	1743.8	247.00	16:00	1743.8	253.5
4:15	1743.8	247.40	16:15	1743.8	253
4:30	1743.8	249.80	16:30	1743.8	255.8
4:45	1743.8	250.40	16:45	1743.8	259.3
5:00	1743.8	255.30	17:00	1743.8	260.8
5:15	1743.8	258.70	17:15	1743.8	260.4
5:30	1743.8	261.70	17:30	1743.8	265.3
6:45	1743.8	270.10	17:45	1743.8	269.1
6:00	1743.8	273.90	18:00	1743.8	270.3
6:15	1743.8	284.20	18:15	1743.8	278.3
6:30	1743.8	286.00	18:30	1743.8	283
6:45	1743.8	285.90	18:45	1743.8	288.8
7:00	1743.8	284.50	19:00	1743.8	296.6
7:15	1743.8	280.50	19:15	1743.8	300
7:30	1743.8	275.00	19:30	1743.8	299.6
7:45	1743.8	268.30	19:45	1743.8	299.4
8:00	1743.8	264.50	20:00	1743.8	293.7
8:15	1743.4	265.30	20:15	1743.8	291.5
8:30	1743.4	264.00	20:30	1743.8	290.4
8:45	1743.4	266.30	20:45	1743.8	290.4
9:00	1743.4	268.30	21:00	1743.8	287.3
9:15	1743.4	269.00	21:15	1743.8	279.8
9:30	1743.4	269.70	21:30	1743.8	280.6
9:45	1743.4	264.80	21:45	1743.8	277.7
10:00	1743.4	268.20	22:00	1743.8	277.2
10:15	1743.8	261.50	22:15	1743.8	273.8
10:30	1743.8	258.60	22:30	1743.8	270
10:45	1743.8	257.60	22:45	1743.8	268.2
11:00	1743.8	259.30	23:00	1743.8	263.3
11:15	1743.8	257.50	23:15	1743.8	264.1
11:30	1743.8	257.60	23:30	1743.8	260.7
11:45	1743.8	257.70	23:45	1743.8	261.4

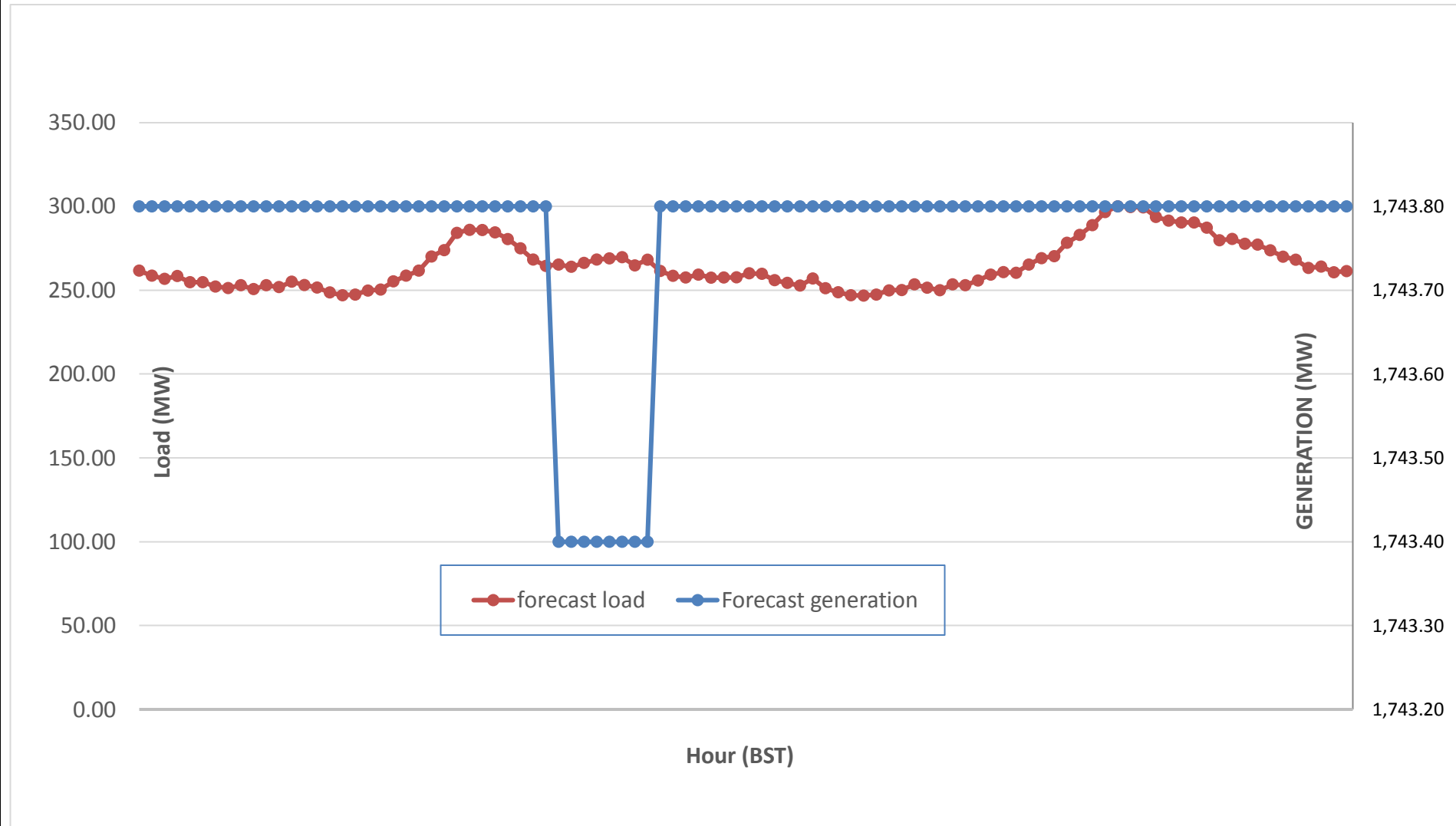
Yours faithfully,
 Sign:
 Tshering Yangzom



Message No.: Enter your message number
 From: Shift In-charge, Control Room

Date: 20-Aug-17
 Time: 10:46

Scheduled Generation & Load Forecast for Tomorrow (21-Aug-2017).



Yours faithfully,

Sign:
Tshering Yangzom

	MW
Scheduled Peak Generation(21-Aug-2017).	376.90
Forecast Peak Load(21-Aug-2017).	300.60