



ཕྱག་ལུགས་ལེ་ལས་འཛིན།

Bhutan Power Corporation Ltd.
Bhutan Power System Operator
Thimphu: Bhutan



Message No.: Enter your message number
From: Shift In-charge, Control Room

Date: 19-Aug-17
Time: 10:09

To
Managing Director, BPC. Email: gemtshering@bpc.bt
Director, O&MD, DGPC. Email: director.umd@drukgreen.com
General Manager, TD, BPC. Email: ktobgye@bpc.bt
General Manager, DCSD, BPC. Email: sandeeprai@bpc.bt
General Manager, BPSO, BPC. Email: ujjwaldahal@bpc.bt

Sub: Load Generation Balance Report of Yesterday (18-Aug-2017).

Hours (BST)	Forecast		Actual		Hours (BST)	Forecast		Actual	
	Generation	Load	Generation	Load		Generation	Load	Generation	Load
0:00	1728.6	257.7	1734.8	245.62	12:00	1696.7	267.8	1610.0	247.02
0:15	1728.6	257.6	1731.6	252.86	12:15	1696.7	267.2	1609.2	233.56
0:30	1728.6	251.1	1733.0	251.85	12:30	1696.7	263.2	1610.2	228.28
0:45	1728.6	248.8	1731.8	252.20	12:45	1696.7	260.8	1639.9	234.08
1:00	1728.6	249.8	1733.1	247.89	13:00	1696.7	257.8	1677.5	230.76
1:15	1728.6	249.4	1734.2	248.40	13:15	1696.7	260.3	1699.2	231.64
1:30	1728.6	246.6	1734.9	249.13	13:30	1696.7	255.1	1695.7	231.02
1:45	1728.6	246.3	1732.5	241.60	13:45	1696.7	246.6	1698.0	231.89
2:00	1728.6	249	1736.8	244.03	14:00	1696.7	248.7	1701.1	233.15
2:15	1728.6	247.4	1735.6	237.06	14:15	1696.7	248.2	1701.5	233.77
2:30	1728.6	248.1	1737.1	242.97	14:30	1696.7	246.1	1703.1	243.04
2:45	1728.6	246.2	1736.3	241.68	14:45	1696.7	246.7	1705.2	245.05
3:00	1728.6	248	1737.3	246.20	15:00	1696.7	246.6	1704.8	253.73
3:15	1728.6	246	1732.8	243.16	15:15	1696.7	248.6	1714.7	257.52
3:30	1728.6	243.7	1735.5	244.69	15:30	1696.7	249.1	1719.9	253.10
3:45	1728.6	244.2	1736.4	245.80	15:45	1696.7	247.8	1732.9	260.53
4:00	1728.6	243.3	1736.0	243.93	16:00	1696.7	247.7	1729.8	257.98
4:15	1728.6	245.8	1732.1	239.74	16:15	1696.7	245.6	1732.8	251.84
4:30	1728.6	245.7	1734.4	241.66	16:30	1696.7	250	1731.7	265.80
4:45	1728.6	247.1	1737.9	238.74	16:45	1696.7	248.9	1733.0	268.23
5:00	1728.6	248	1736.2	242.66	17:00	1696.7	250.3	1735.2	267.83
5:15	1728.6	252.7	1736.3	247.74	17:15	1696.7	254.9	1735.8	269.11
5:30	1728.6	253.5	1738.3	257.10	17:30	1696.7	264	1734.6	278.20
6:45	1728.6	258	1738.0	267.32	17:45	1696.7	265.3	1732.9	270.93
6:00	1728.6	265	1729.8	270.45	18:00	1696.7	268.4	1731.7	276.72
6:15	1728.6	273.1	1734.1	280.94	18:15	1728.6	271.4	1737.0	276.48
6:30	1728.6	278.5	1730.5	285.92	18:30	1728.6	278.5	1733.7	282.59
6:45	1728.6	278	1662.8	284.39	18:45	1728.6	281.9	1734.2	281.26
7:00	1728.6	275.5	1641.5	281.04	19:00	1728.6	285.3	1734.3	281.53
7:15	1728.6	269.6	1642.8	278.57	19:15	1728.6	287.7	1731.4	300.14
7:30	1728.6	265	1647.0	262.10	19:30	1728.6	286.6	1732.5	301.94
7:45	1728.6	259.5	1641.9	261.95	19:45	1728.6	288.6	1730.7	298.09
8:00	1696.7	263.4	1644.7	252.58	20:00	1728.6	285.9	1732.3	300.86
8:15	1696.7	262.3	1612.9	255.03	20:15	1728.6	285.9	1731.3	300.41
8:30	1696.7	260.9	1611.9	255.61	20:30	1728.6	285.9	1730.2	290.66
8:45	1696.7	260.2	1613.7	259.96	20:45	1728.6	284.8	1731.6	294.11
9:00	1696.7	260.5	1611.3	260.62	21:00	1728.6	280.7	1734.8	294.66
9:15	1696.7	263.7	1617.4	266.41	21:15	1728.6	283.4	1730.0	287.49
9:30	1696.7	261.6	1613.3	269.57	21:30	1728.6	278	1731.6	286.17
9:45	1696.7	264.6	1586.8	270.83	21:45	1728.6	273	1730.1	283.50
10:00	1696.7	264.4	1613.0	265.98	22:00	1728.6	274.4	1730.7	281.09
10:15	1696.7	262.2	1612.9	253.00	22:15	1728.6	273.9	1730.3	278.13
10:30	1696.7	261.9	1611.3	246.62	22:30	1728.6	265.9	1733.1	273.80
10:45	1696.7	262.2	1612.4	240.56	22:45	1728.6	264.2	1730.5	267.92
11:00	1696.7	262	1608.5	244.00	23:00	1728.6	257.1	1735.0	266.72
11:15	1696.7	259.1	1609.9	242.66	23:15	1728.6	259.2	1730.6	255.29
11:30	1696.7	264.3	1612.8	238.34	23:30	1728.6	256.4	1730.1	257.74
11:45	1696.7	265.2	1611.6	243.65	23:45	1728.6	254.8	1731.3	259.13

Yours faithfully,

Sign:
Tshering Yangzom

Coincidental peak load of Day(Last year):	
271.65	18-Aug-16
Maximum Load till date:	
344.02 MW	18-Mar-17



འབྲུག་རྒྱལ་ཁོ་ལས་འཛིན།

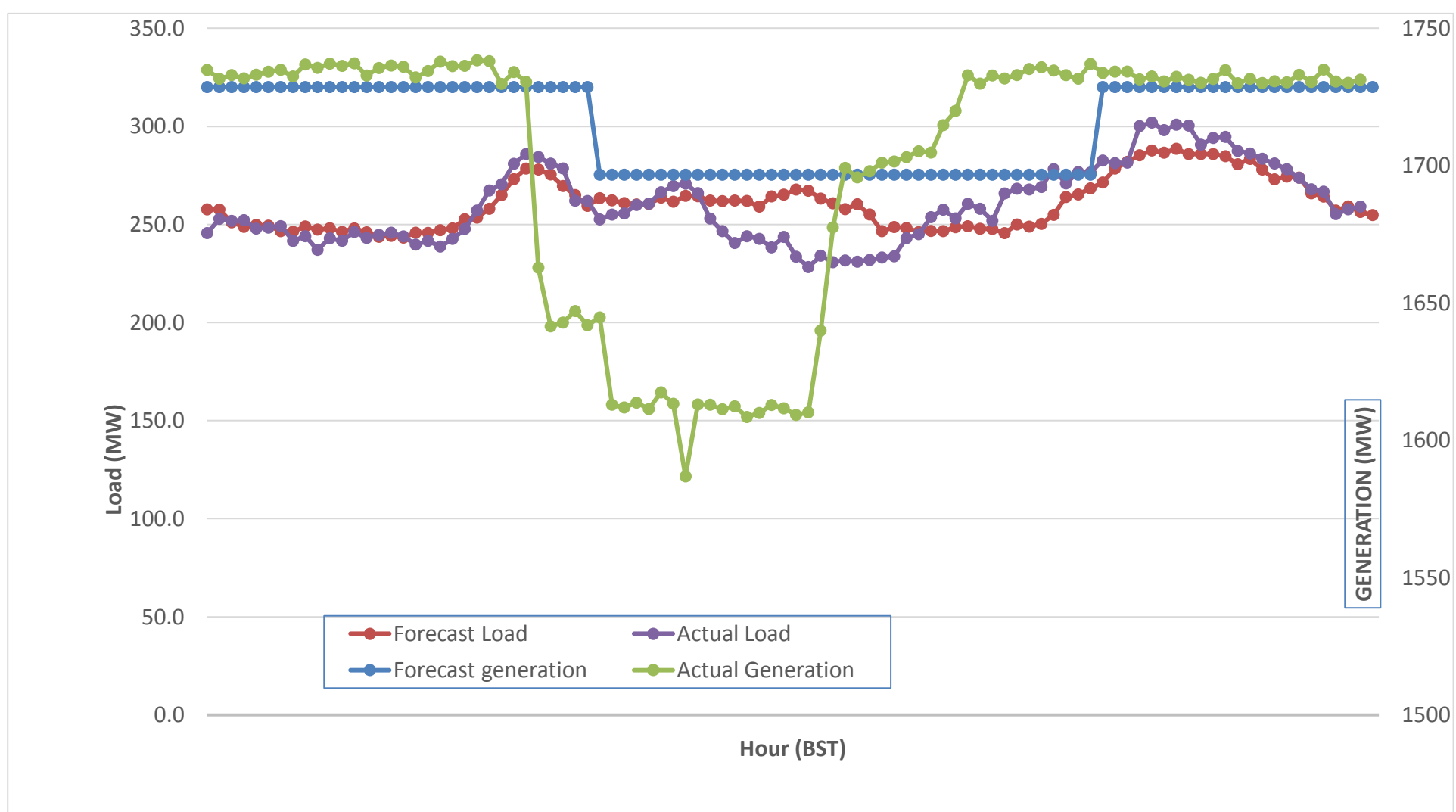
Bhutan Power Corporation Ltd.
 Bhutan Power System Operator
 Thimphu: Bhutan



Message No.: Enter your message number
 From: Shift In-charge, Control Room

Date: 19-Aug-17
 Time: 10:13

Forecast Generation & Load with Actual Generation & Load (18-Aug-2017).



Yours faithfully,

Sign:
Tshering Yangzom

	MW
Peak Co-incident Generation(18-Aug-2017).	1738.34
Peak Co-incident Load(18-Aug-2017).	301.94

Coincidental peak load of Day(Last year):	
271.65	18-Aug-16
Maximum Load till date:	
344.02 MW	18-Mar-17

Telephone: +975-02335631; Fax: +975-02335632; Email: bhutansystemoperator@bpc.bt; www.bpc.bt



འབྲུག་གྲོག་མེ་ལས་འཛིན།

Bhutan Power Corporation Ltd.
Bhutan Power System Operator
Thimphu: Bhutan



Message No.: Enter your message number
From: Shift In-charge, Control Room

Date: 19-Aug-17
Time: 10:11

To

Managing Director, BPC. Email: gemtshering@bpc.bt
Director, O&MD, DGPC. Email: director.umd@drukgreen.com
General Manager, TD, BPC. Email: thinleygyeltshen@bpc.bt
General Manager, DCSD, BPC. Email: sandeprai@bpc.bt
General Manager, BPSO, BPC. Email: ujjwaldahal@bpc.bt

Sub:

Load Generation Balance Report of Today (19-Aug-2017).

Hours (BST)	Forecast		Actual	
	Generation	Load	Generation	Load
0:00	1728.6	255.2	1732.2	253.44
0:15	1728.6	254.8	1734.6	256.74
0:30	1728.6	250.6	1731.1	245.93
0:45	1728.6	249.2	1732.4	259.92
1:00	1728.6	249	1732.1	260.84
1:15	1728.6	249.8	1730.6	240.37
1:30	1728.6	247.2	1732.1	243.74
1:45	1728.6	248.6	1732.1	245.57
2:00	1728.6	251.5	1734.1	247.05
2:15	1728.6	248.6	1731.2	245.26
2:30	1728.6	249.9	1734.5	249.31
2:45	1728.6	248.6	1737.6	249.41
3:00	1728.6	248.4	1735.2	252.04
3:15	1728.6	246.5	1734.1	252.39
3:30	1728.6	244.8	1730.5	252.98
3:45	1728.6	244.1	1733.9	239.33
4:00	1728.6	243.8	1735.6	245.17
4:15	1728.6	245.9	1733.8	242.45
4:30	1728.6	246.4	1733.8	254.24
4:45	1728.6	247.4	1733.7	253.86
5:00	1728.6	250.2	1733.1	257.98
5:15	1728.6	254.7	1736.3	265.86
5:30	1728.6	255.8	1733.4	265.52
5:45	1728.6	263.3	1733.9	273.24
6:00	1728.6	268	1732.6	275.11
6:15	1728.6	277.3	1735.8	287.09
6:30	1728.6	279.6	1733.8	284.80
6:45	1728.6	279.1	1733.6	290.01
7:00	1728.6	278.6	1732.2	289.45
7:15	1728.6	272.3	1731.2	292.27
7:30	1728.6	267.3	1732.6	285.91
7:45	1728.6	260.8	1737.1	284.34
8:00	1728.6	262.1	1735.8	280.13
8:15	1728.6	263.8	1734.5	275.88
8:30	1728.6	259.3	1733.7	273.00
8:45	1728.6	261.5	1731.7	267.98
9:00	1536.4	262.4	1736.2	282.22

Coincidental peak load of Day(Last year):	
266.43	19-Aug-17
258.23 MW	
344.02 MW	18-Mar-17

Yours faithfully,

Sign:
Tshering Yangzom

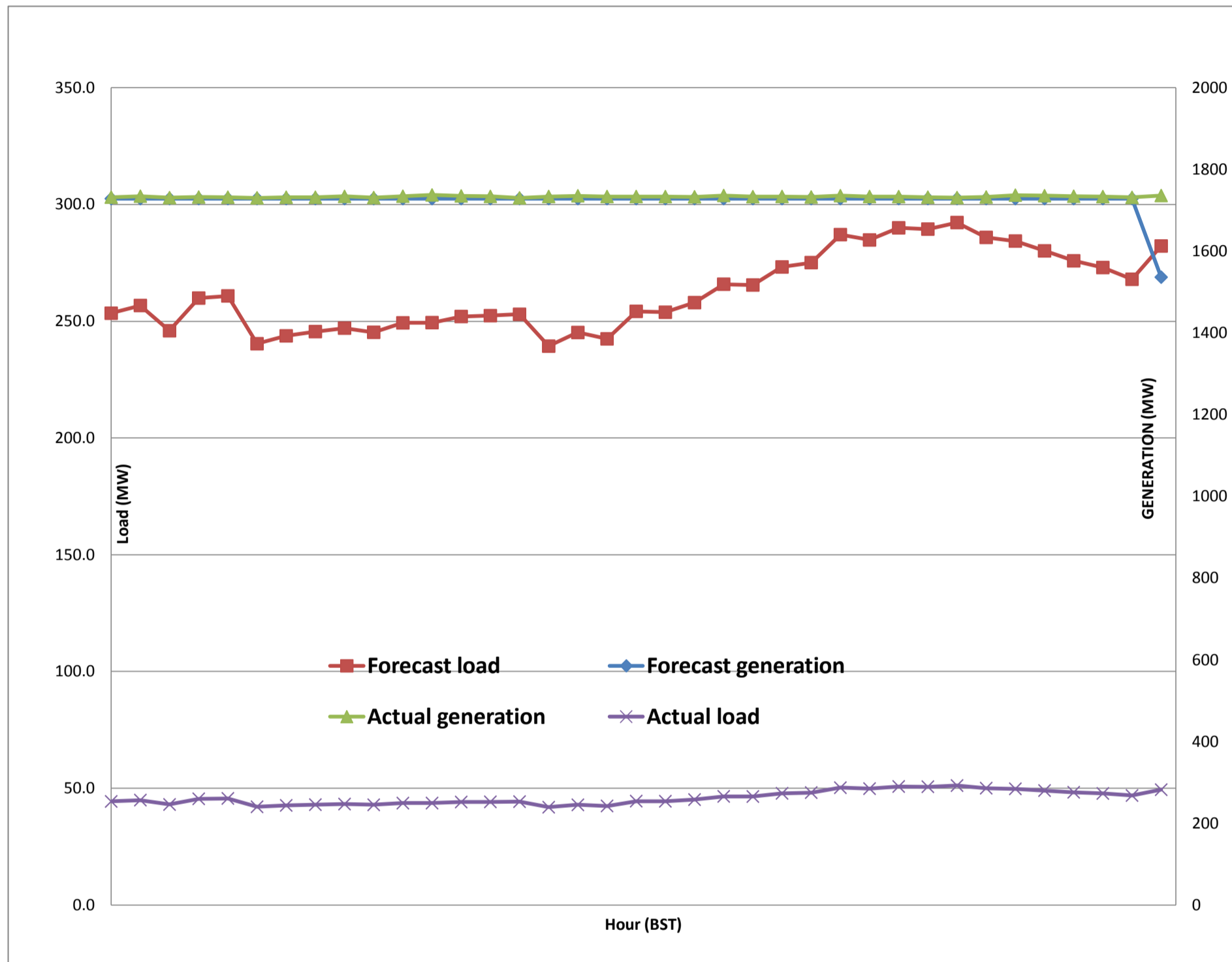
Telephone: +975-02335631; Fax: +975-02335632; Email: bhutansystemoperator@bpc.bt; www.bpc.bt



Message No.: Enter your message number
 From: Shift In-charge, Control Room

Date: 19-Aug-17
 Time: 10:09

Forecast Generation & Load with Actual Generation & Load of Today from 00:00hrs to 09:00hrs(19-Aug-2017).





འབྲུག་གྲོག་ལས་ལེ་སྐོར་ལྷན་ཁག་།
Bhutan Power Corporation Ltd.
Bhutan Power System Operator
 Thimphu: Bhutan



Message No.: Enter your message number
From: Shift In-charge, Control Room
Date: 19-Aug-17
Time: 10:12
To: Managing Director, BPC. Email: gemtshering@bpc.bt
 Director, O&MD, DGPC. Email: director.umd@drukgreen.com
 General Manager, TD, BPC. Email: ktobgye@bpc.bt
 General Manager, BPSO, BPC. Email: ujjwaldahal@bpc.bt
 Advisor, BPC. Email: bharattamang@bpc.bt
Sub: Load Generation Balance Report of Tomorrow (20-Aug-2017).

 ###

Hours (BST)	Forecast		Hours (BST)	Forecast	
	Generation	Load		Generation	Load
0:00	1743.2	256.70	12:00	1743.5	262.1
0:15	1743.2	257.20	12:15	1743.5	258.5
0:30	1743.2	253.60	12:30	1743.5	253.8
0:45	1743.2	252.40	12:45	1743.5	253
1:00	1743.2	250.60	13:00	1743.5	249.9
1:15	1743.5	251.00	13:15	1743.5	252.3
1:30	1743.5	249.90	13:30	1743.5	248.6
1:45	1743.5	250.30	13:45	1743.5	245.3
2:00	1743.5	252.80	14:00	1743.4	243.4
2:15	1743.5	249.70	14:15	1743.4	243.8
2:30	1743.5	251.00	14:30	1741.5	241.5
2:45	1743.5	249.80	14:45	1743.5	244.1
3:00	1743.5	250.70	15:00	1743.5	245.6
3:15	1743.5	247.90	15:15	1743.5	248.6
3:30	1743.5	247.20	15:30	1743.5	248.7
3:45	1743.5	245.10	15:45	1743.5	247.2
4:00	1743.5	245.10	16:00	1743.5	251.5
4:15	1743.5	246.60	16:15	1743.5	254
4:30	1743.5	245.20	16:30	1743.5	257.3
4:45	1743.5	247.50	16:45	1743.5	257.8
5:00	1743.5	250.90	17:00	1743.5	257.8
5:15	1743.5	254.90	17:15	1743.5	259.1
5:30	1743.5	257.20	17:30	1743.5	261.7
6:45	1743.5	266.50	17:45	1743.5	266.1
6:00	1743.5	271.50	18:00	1743.5	264.5
6:15	1743.5	281.30	18:15	1743.5	272.7
6:30	1743.5	284.00	18:30	1743.5	277
6:45	1743.5	282.90	18:45	1743.5	278
7:00	1743.5	280.60	19:00	1743.5	284.5
7:15	1743.5	276.30	19:15	1743.5	288.9
7:30	1743.5	269.30	19:30	1743.5	286.3
7:45	1743.5	263.60	19:45	1743.5	287.8
8:00	1743.5	262.30	20:00	1743.5	286.5
8:15	1743.5	264.90	20:15	1743.5	284
8:30	1743.5	259.40	20:30	1743.5	283.9
8:45	1743.5	262.30	20:45	1743.5	283.9
9:00	1743.5	263.70	21:00	1743.5	280.1
9:15	1743.5	265.40	21:15	1743.5	279.9
9:30	1743.5	265.20	21:30	1743.5	277.2
9:45	1743.5	264.00	21:45	1743.5	273.8
10:00	1743.5	265.80	22:00	1743.5	268.9
10:15	1743.5	259.10	22:15	1743.5	267.5
10:30	1743.5	258.60	22:30	1743.5	267.4
10:45	1743.5	257.60	22:45	1743.5	263.4
11:00	1743.5	257.90	23:00	1743.5	258
11:15	1743.5	257.40	23:15	1743.5	258.2
11:30	1743.5	257.90	23:30	1743.5	256.6
11:45	1743.5	259.50	23:45	1743.5	255.8

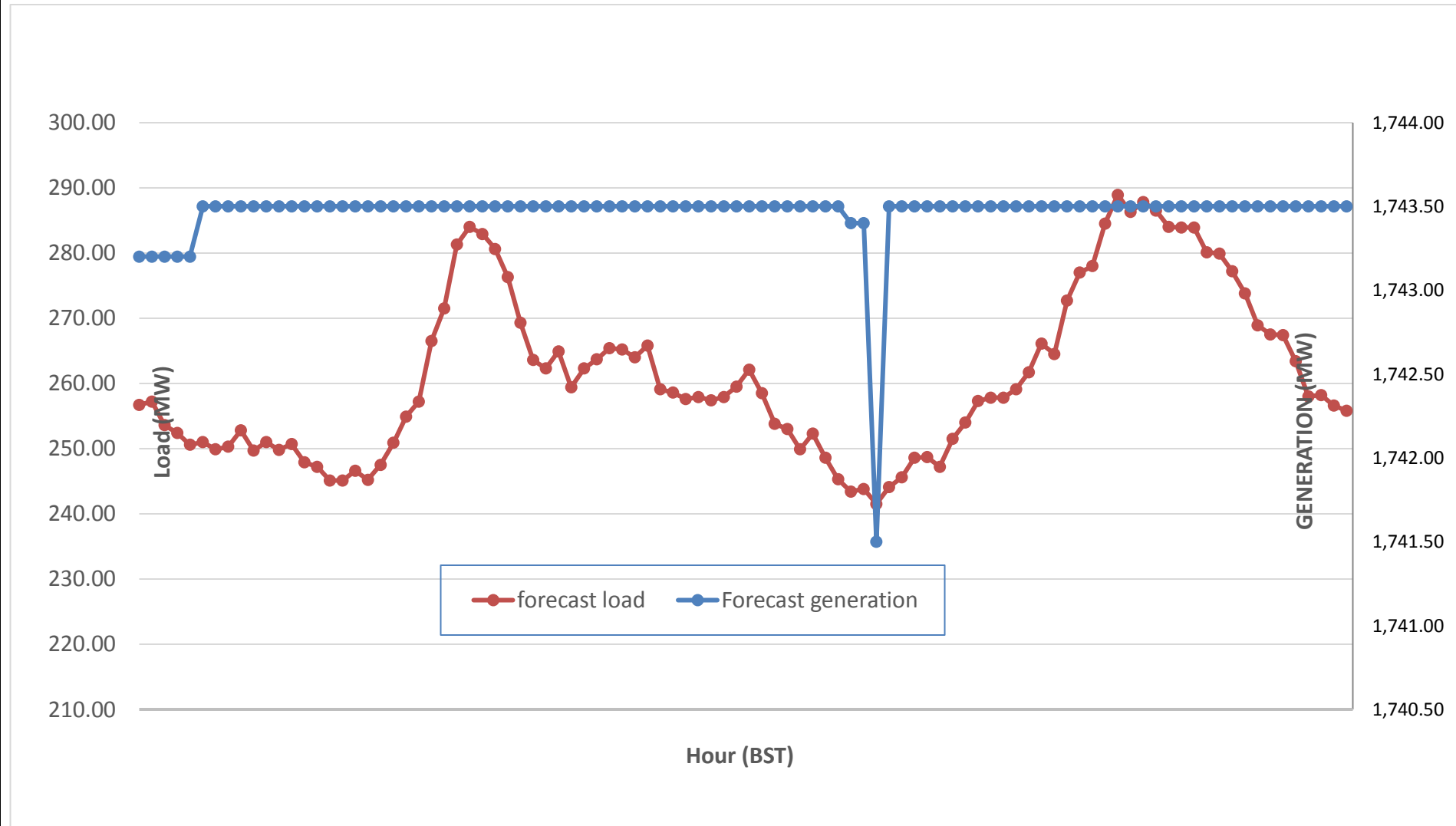
Yours faithfully,
 Sign:
 Tshering Yangzom



Message No.: Enter your message number
 From: Shift In-charge, Control Room

Date: 19-Aug-17
 Time: 10:14

Scheduled Generation & Load Forecast for Tomorrow (20-Aug-2017).



Yours faithfully,

Sign:
Tshering Yangzom

	MW
Scheduled Peak Generation(20-Aug-2017).	376.90
Forecast Peak Load(20-Aug-2017).	300.60