



འབྲུག་གླིང་མེ་ལས་འཛིན།

Bhutan Power Corporation Ltd.
Bhutan Power System Operator
Thimphu: Bhutan



Message No.: Enter your message number
From: Shift In-charge, Control Room

Date: 18-Aug-17
Time: 11:09

To
Managing Director, BPC. Email: gemtshering@bpc.bt
Director, O&MD, DGPC. Email: director.umd@drukgreen.com
General Manager, TD, BPC. Email: ktobgye@bpc.bt
General Manager, DCSD, BPC. Email: sandeeprai@bpc.bt
General Manager, BPSO, BPC. Email: ujjwaldahal@bpc.bt

Sub: Load Generation Balance Report of Yesterday (17-Aug-2017).

Hours (BST)	Forecast		Actual		Hours (BST)	Forecast		Actual	
	Generation	Load	Generation	Load		Generation	Load	Generation	Load
0:00	1727.3	251.8	1737.1	240.25	12:00	1695.3	265.4	1702.4	263.61
0:15	1727.3	251.8	1735.3	239.26	12:15	1695.3	266.7	1700.9	254.38
0:30	1727.3	250.1	1737.8	240.96	12:30	1695.3	265.3	1699.3	253.82
0:45	1727.3	246.5	1737.3	242.60	12:45	1695.3	262.7	1683.1	250.33
1:00	1727.3	248.8	1735.8	239.50	13:00	1695.3	258.2	1680.8	247.47
1:15	1727.3	249.3	1740.4	244.81	13:15	1695.3	258.4	1699.3	250.11
1:30	1727.3	246	1736.8	247.07	13:30	1695.3	256.5	1682.3	246.26
1:45	1727.3	246.8	1737.6	246.24	13:45	1695.3	251.2	1698.1	253.06
2:00	1727.3	249.5	1735.1	247.11	14:00	1695.3	250.9	1700.4	248.69
2:15	1727.3	247.6	1734.3	249.13	14:15	1695.3	246.7	1698.6	230.59
2:30	1727.3	249.9	1737.0	247.72	14:30	1695.3	243.9	1701.2	220.11
2:45	1727.3	247.1	1734.5	250.09	14:45	1695.3	244.6	1698.9	220.69
3:00	1727.3	248.8	1737.1	243.34	15:00	1695.3	246.6	1699.0	223.00
3:15	1727.3	246.9	1733.9	242.98	15:15	1695.3	246.9	1721.6	225.20
3:30	1727.3	241.7	1738.6	243.13	15:30	1695.3	248	1706.9	233.93
3:45	1727.3	244.2	1736.6	243.51	15:45	1695.3	246.6	1708.5	235.01
4:00	1727.3	242.1	1735.9	236.50	16:00	1695.3	246.1	1705.4	242.05
4:15	1727.3	246	1739.2	239.32	16:15	1695.3	245	1723.3	254.98
4:30	1727.3	243.7	1731.8	241.61	16:30	1695.3	247.3	1723.0	264.80
4:45	1727.3	243.7	1737.5	243.47	16:45	1695.3	247.7	1737.8	266.63
5:00	1727.3	244.1	1736.6	253.98	17:00	1695.3	247.4	1734.1	256.27
5:15	1727.3	249.6	1731.2	254.91	17:15	1695.3	251.7	1737.3	251.89
5:30	1727.3	249.8	1737.4	259.23	17:30	1695.3	262.3	1737.8	255.54
6:45	1727.3	256.6	1738.2	273.69	17:45	1695.3	262.3	1735.5	260.58
6:00	1727.3	264.6	1737.4	285.20	18:00	1695.3	265.2	1737.5	268.04
6:15	1727.3	270.1	1734.9	289.05	18:15	1727.3	269.2	1739.8	274.16
6:30	1727.3	271	1735.9	295.45	18:30	1727.3	276.4	1737.3	280.22
6:45	1727.3	269.8	1739.6	289.30	18:45	1727.3	279.8	1737.5	282.34
7:00	1727.3	267.2	1737.6	291.75	19:00	1727.3	282.4	1734.0	292.26
7:15	1727.3	262.8	1736.2	282.41	19:15	1727.3	285.8	1733.6	298.25
7:30	1727.3	259.3	1731.2	276.83	19:30	1663.3	286.2	1732.8	284.90
7:45	1727.3	258.3	1738.6	265.66	19:45	1663.3	288.7	1733.3	291.59
8:00	1727.3	259.1	1737.1	260.78	20:00	1663.3	286.4	1729.8	295.38
8:15	1695.3	259	1703.9	264.67	20:15	1663.3	285.9	1736.8	291.20
8:30	1695.3	260.7	1697.7	259.69	20:30	1663.3	285.7	1733.1	285.27
8:45	1695.3	258.5	1702.6	259.71	20:45	1663.3	283.9	1734.4	281.60
9:00	1695.3	258.1	1702.1	267.22	21:00	1663.3	282.7	1736.3	279.76
9:15	1695.3	261.8	1701.9	265.53	21:15	1663.3	283.1	1733.6	278.30
9:30	1695.3	261	1703.0	267.71	21:30	1663.3	281.7	1731.6	278.15
9:45	1695.3	263.5	1704.2	265.58	21:45	1663.3	276.1	1735.1	269.27
10:00	1695.3	262.5	1702.7	254.63	22:00	1663.3	281.9	1733.8	269.68
10:15	1695.3	259.3	1698.8	252.65	22:15	1663.3	280.1	1733.5	255.38
10:30	1695.3	259.3	1701.5	257.66	22:30	1663.3	271.6	1733.7	257.33
10:45	1695.3	260.4	1703.2	259.38	22:45	1663.3	268.7	1734.8	254.92
11:00	1695.3	261.8	1698.7	263.11	23:00	1663.3	260.7	1735.1	252.63
11:15	1695.3	264	1695.4	259.36	23:15	1663.3	262.4	1732.5	246.45
11:30	1695.3	264.1	1704.8	264.66	23:30	1663.3	258.8	1734.6	245.17
11:45	1695.3	263.3	1698.6	261.39	23:45	1663.3	258.4	1732.9	251.43

Yours faithfully,

Sign:
Phub Zam

Coincidental peak load of Day(Last year):	
271.65	17-Aug-16
Maximum Load till date:	
344.02 MW	18-Mar-17



འབྲུག་རྒྱལ་ཁོ་ལས་འཛིན།

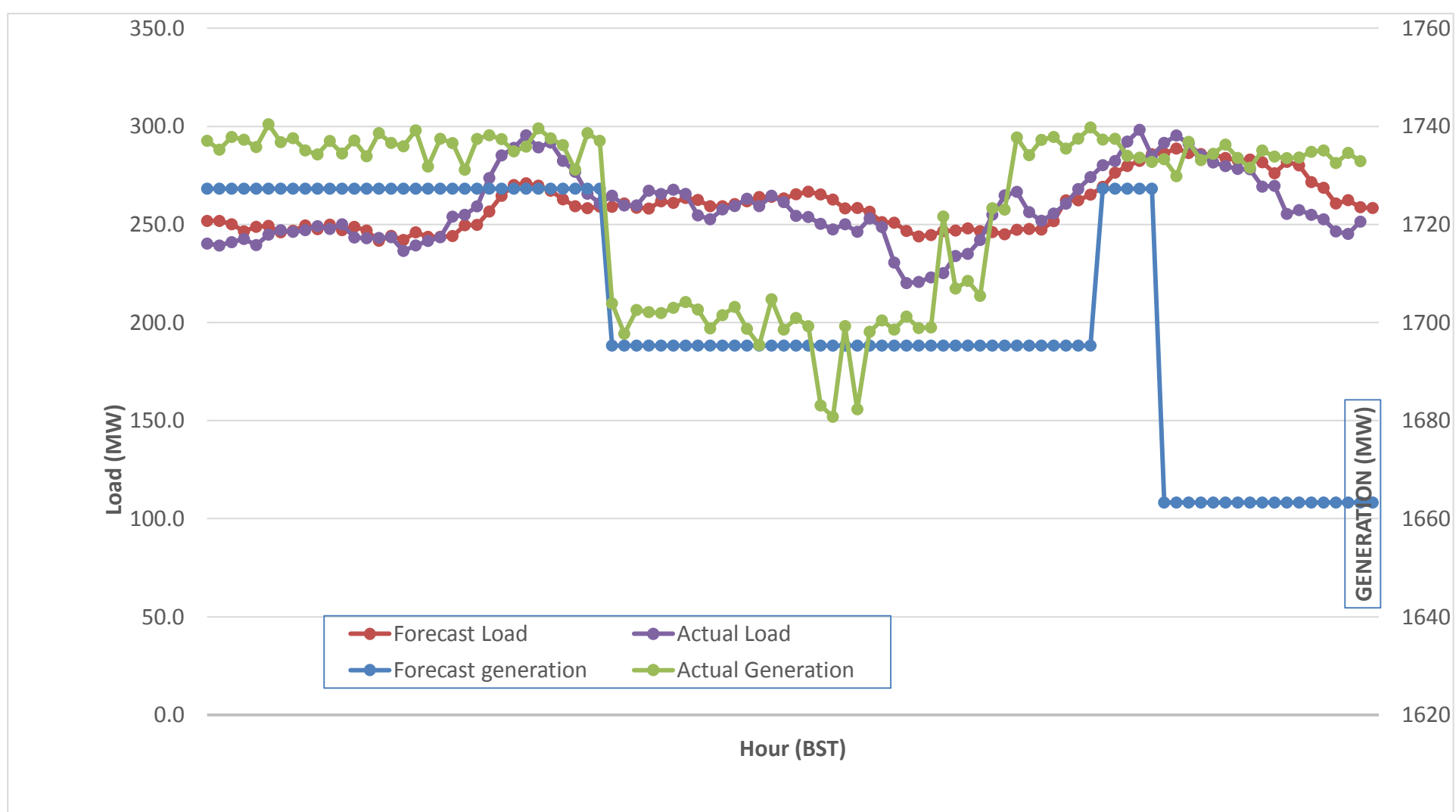
Bhutan Power Corporation Ltd.
 Bhutan Power System Operator
 Thimphu: Bhutan



Message No.: Enter your message number
 From: Shift In-charge, Control Room

Date: 16-Aug-17
 Time: 10:34

Forecast Generation & Load with Actual Generation & Load (15-Aug-2017).



Yours faithfully,

Sign:
Phub Zam

	MW
Peak Co-incident Generation(15-Aug-2017).	1740.44
Peak Co-incident Load(15-Aug-2017).	298.25


Coincidental peak load of Day(Last year):	
271.65	17-Aug-16
Maximum Load till date:	
344.02 MW	18-Mar-17

Telephone: +975-02335631; Fax: +975-02335632; Email: bhutansystemoperator@bpc.bt; www.bpc.bt



འབྲུག་གྲོག་མེ་ལས་འཛིན།

Bhutan Power Corporation Ltd.
Bhutan Power System Operator
Thimphu: Bhutan



Message No.: Enter your message number
From: Shift In-charge, Control Room

Date: 18-Aug-17
Time: 11:18

To

Managing Director, BPC. Email: gemtshering@bpc.bt
Director, O&MD, DGPC. Email: director.omb@drukgreen.com
General Manager, TD, BPC. Email: thinleygyeltshen@bpc.bt
General Manager, DCSD, BPC. Email: sandeprai@bpc.bt
General Manager, BPSO, BPC. Email: ujjwaldahal@bpc.bt

Sub: Load Generation Balance Report of Today (18-Aug-2017).

Hours (BST)	Forecast		Actual	
	Generation	Load	Generation	Load
0:00	1728.6	257.7	1734.8	245.62
0:15	1728.6	257.6	1731.6	252.86
0:30	1728.6	251.1	1733.0	251.85
0:45	1728.6	248.8	1731.8	252.20
1:00	1728.6	249.8	1733.1	247.89
1:15	1728.6	249.4	1734.2	248.40
1:30	1728.6	246.6	1734.9	249.13
1:45	1728.6	246.3	1732.5	241.60
2:00	1728.6	249	1736.8	244.03
2:15	1728.6	247.4	1735.6	237.06
2:30	1728.6	248.1	1737.1	242.97
2:45	1728.6	246.2	1736.3	241.68
3:00	1728.6	248	1737.3	246.20
3:15	1728.6	246	1732.8	243.16
3:30	1728.6	243.7	1735.5	244.69
3:45	1728.6	244.2	1736.4	245.80
4:00	1728.6	243.3	1736.0	243.93
4:15	1728.6	245.8	1732.1	239.74
4:30	1728.6	245.7	1734.4	241.66
4:45	1728.6	247.1	1737.9	238.74
5:00	1728.6	248	1736.2	242.66
5:15	1728.6	252.7	1736.3	247.74
5:30	1728.6	253.5	1738.3	257.10
5:45	1728.6	258	1738.0	267.32
6:00	1728.6	265	1729.8	270.45
6:15	1728.6	273.1	1734.1	280.94
6:30	1728.6	278.5	1730.5	285.92
6:45	1728.6	278	1662.8	284.39
7:00	1728.6	275.5	1641.5	281.04
7:15	1728.6	269.6	1642.8	278.57
7:30	1728.6	265	1647.0	262.10
7:45	1728.6	259.5	1641.9	261.95
8:00	1696.7	263.4	1644.7	252.58
8:15	1696.7	262.3	1612.9	255.03
8:30	1696.7	260.9	1611.9	255.61
8:45	1696.7	260.2	1613.7	259.96
9:00	1696.7	260.5	1611.3	260.62

Coincidental peak load of Day(Last year):	
266.43	18-Aug-17
258.23 MW	
344.02 MW	18-Mar-17

Yours faithfully,

Sign:
Phub Zam

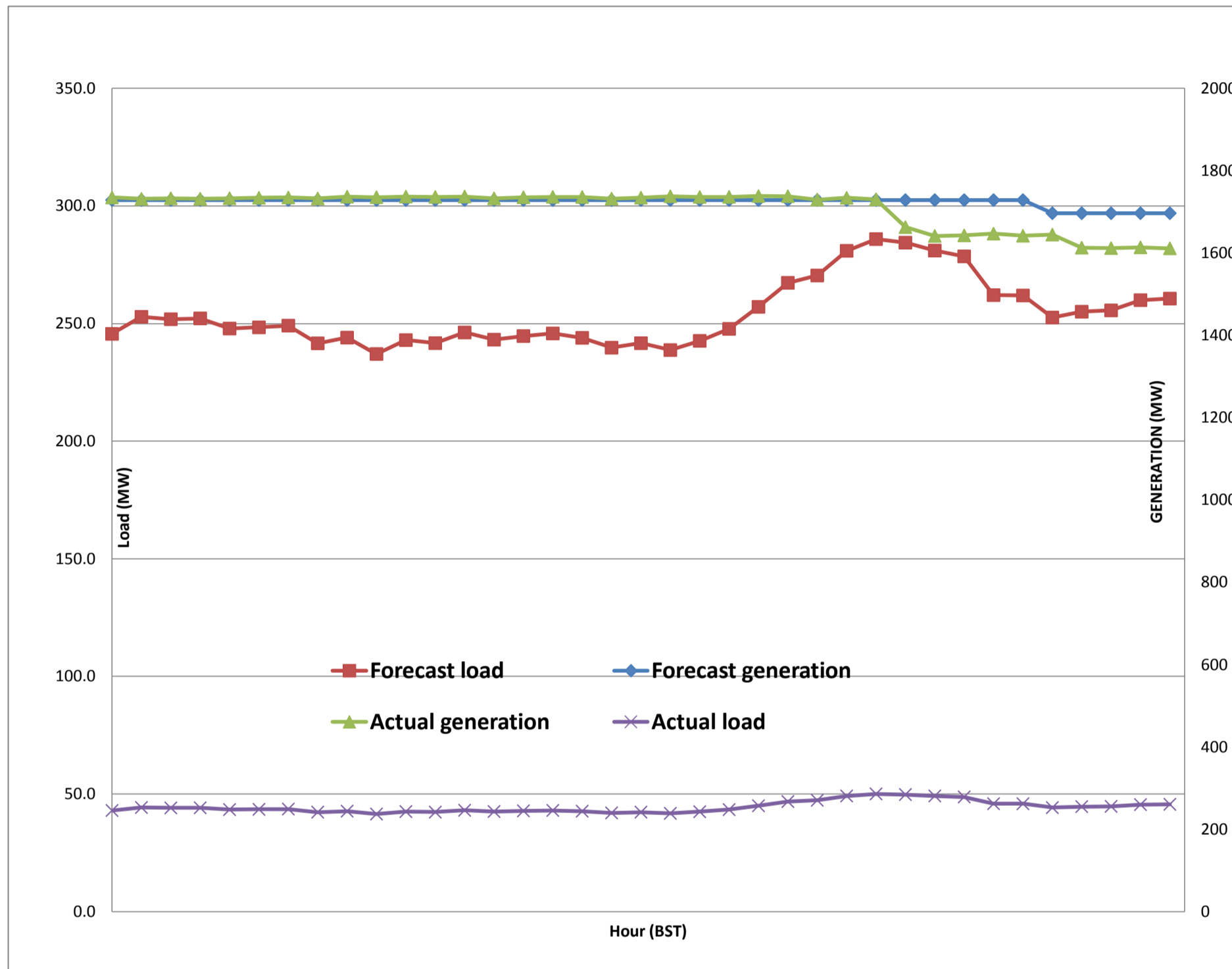
Telephone: +975-02335631; Fax: +975-02335632; Email: bhutansystemoperator@bpc.bt; www.bpc.bt



Message No.: Enter your message number
 From: Shift In-charge, Control Room

Date: 18-Aug-17
 Time: 11:09

Forecast Generation & Load with Actual Generation & Load of Today from 00:00hrs to 09:00hrs(18-Aug-2017).





འབྲུག་གྲོག་ལས་ཁུངས་ལྷན་ཁག།
Bhutan Power Corporation Ltd.
Bhutan Power System Operator
 Thimphu: Bhutan



Message No.: Enter your message number
From: Shift In-charge, Control Room
Date: 18-Aug-17
Time: 11:09
To: Managing Director, BPC. Email: gemtshering@bpc.bt
 Director, O&MD, DGPC. Email: director.umd@drukgreen.com
 General Manager, TD, BPC. Email: ktobgye@bpc.bt
 General Manager, BPSO, BPC. Email: ujjwaldahal@bpc.bt
 Advisor, BPC. Email: bharattamang@bpc.bt
Sub: Load Generation Balance Report of Tomorrow (19-Aug-2017).

 ###

Hours (BST)	Forecast		Hours (BST)	Forecast	
	Generation	Load		Generation	Load
0:00	1728.6	257.70	12:00	1696.7	267.8
0:15	1728.6	257.60	12:15	1696.7	267.2
0:30	1728.6	251.10	12:30	1696.7	263.2
0:45	1728.6	248.80	12:45	1696.7	260.8
1:00	1728.6	249.80	13:00	1696.7	257.8
1:15	1728.6	249.40	13:15	1696.7	260.3
1:30	1728.6	246.60	13:30	1696.7	255.1
1:45	1728.6	246.30	13:45	1696.7	246.6
2:00	1728.6	249.00	14:00	1696.7	248.7
2:15	1728.6	247.40	14:15	1696.7	248.2
2:30	1728.6	248.10	14:30	1696.7	246.1
2:45	1728.6	246.20	14:45	1696.7	246.7
3:00	1728.6	248.00	15:00	1696.7	246.6
3:15	1728.6	246.00	15:15	1696.7	248.6
3:30	1728.6	243.70	15:30	1696.7	249.1
3:45	1728.6	244.20	15:45	1696.7	247.8
4:00	1728.6	243.30	16:00	1696.7	247.7
4:15	1728.6	245.80	16:15	1696.7	245.6
4:30	1728.6	245.70	16:30	1696.7	250
4:45	1728.6	247.10	16:45	1696.7	248.9
5:00	1728.6	248.00	17:00	1696.7	250.3
5:15	1728.6	252.70	17:15	1696.7	254.9
5:30	1728.6	253.50	17:30	1696.7	264
6:45	1728.6	258.00	17:45	1696.7	265.3
6:00	1728.6	265.00	18:00	1696.7	268.4
6:15	1728.6	273.10	18:15	1728.6	271.4
6:30	1728.6	278.50	18:30	1728.6	278.5
6:45	1728.6	278.00	18:45	1728.6	281.9
7:00	1728.6	275.50	19:00	1728.6	285.3
7:15	1728.6	269.60	19:15	1728.6	287.7
7:30	1728.6	265.00	19:30	1728.6	286.6
7:45	1728.6	259.50	19:45	1728.6	288.6
8:00	1696.7	263.40	20:00	1728.6	285.9
8:15	1696.7	262.30	20:15	1728.6	285.9
8:30	1696.7	260.90	20:30	1728.6	285.9
8:45	1696.7	260.20	20:45	1728.6	284.8
9:00	1696.7	260.50	21:00	1728.6	280.7
9:15	1696.7	263.70	21:15	1728.6	283.4
9:30	1696.7	261.60	21:30	1728.6	278
9:45	1696.7	264.60	21:45	1728.6	273
10:00	1696.7	264.40	22:00	1728.6	274.4
10:15	1696.7	262.20	22:15	1728.6	273.9
10:30	1696.7	261.90	22:30	1728.6	265.9
10:45	1696.7	262.20	22:45	1728.6	264.2
11:00	1696.7	262.00	23:00	1728.6	257.1
11:15	1696.7	259.10	23:15	1728.6	259.2
11:30	1696.7	264.30	23:30	1728.6	256.4
11:45	1696.7	265.20	23:45	1728.6	254.8

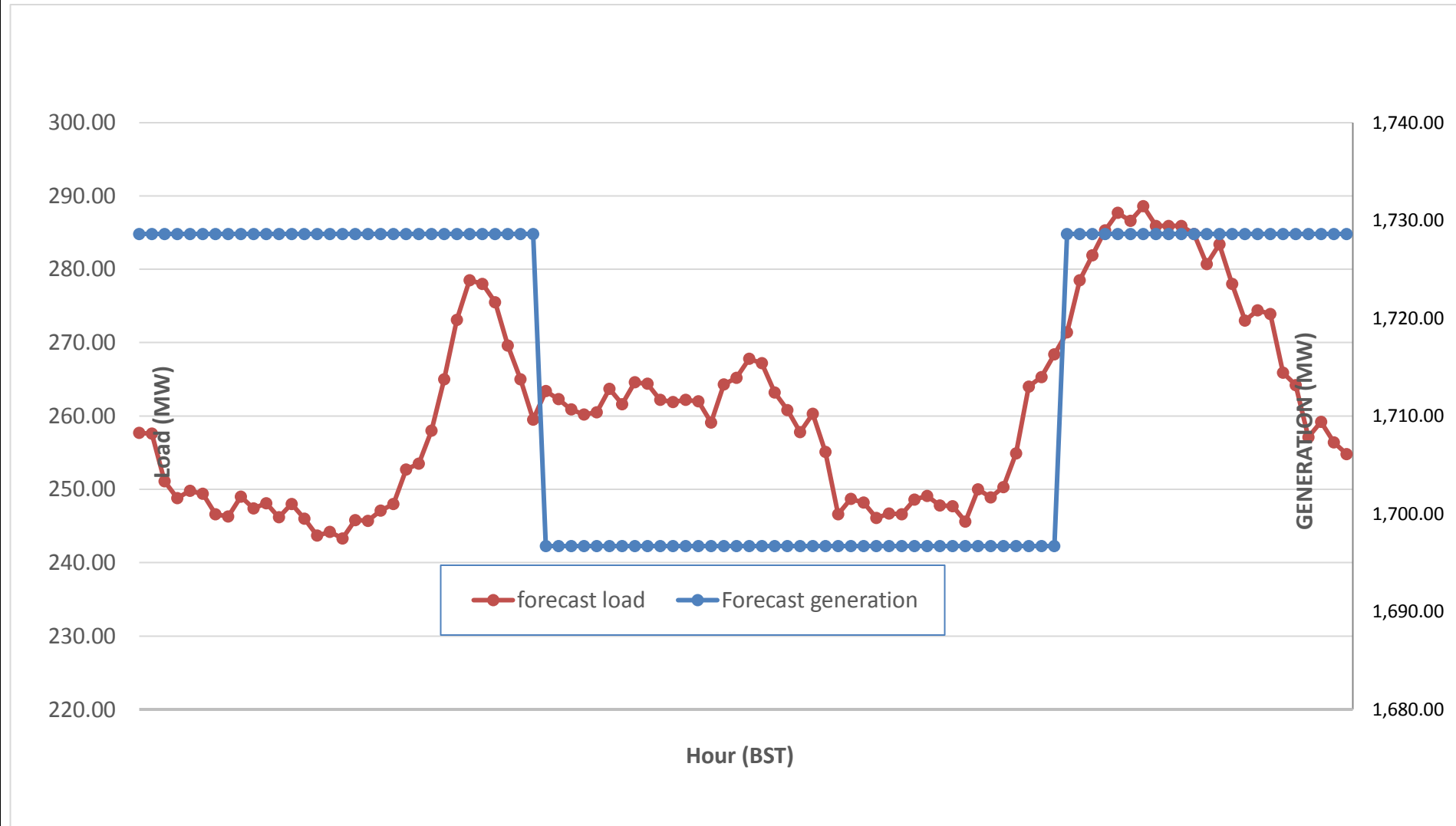
Yours faithfully,
 Sign:
 Phub Zam



Message No.: Enter your message number
 From: Shift In-charge, Control Room

Date: 16-Aug-17
 Time: 10:34

Scheduled Generation & Load Forecast for Tomorrow (17-Aug-2017).



Yours faithfully,

Sign:
Phub Zam

	MW
Scheduled Peak Generation(17-Aug-2017).	376.90
Forecast Peak Load(17-Aug-2017).	300.60