



འབྲུག་གླིང་གི་ལམ་འཛིན།

Bhutan Power Corporation Ltd.
Bhutan Power System Operator
Thimphu: Bhutan



Message No.: Enter your message number
From: Shift In-charge, Control Room

Date: 15-Aug-17
Time: 11:57

To
Managing Director, BPC. Email: gemtshering@bpc.bt
Director, O&MD, DGPC. Email: director.omid@drukgreen.com
General Manager, TD, BPC. Email: ktobgye@bpc.bt
General Manager, DCSD, BPC. Email: sandeeprai@bpc.bt
General Manager, BPSO, BPC. Email: ujjwaldahal@bpc.bt

Sub: Load Generation Balance Report of Yesterday (14-Aug-2017).

Hours (BST)	Forecast		Actual		Hours (BST)	Forecast		Actual	
	Generation	Load	Generation	Load		Generation	Load	Generation	Load
0:00	1727.1	258.6	1732.6	221.70	12:00	1727.1	261.2	1547.0	270.41
0:15	1727.1	257	1733.2	183.89	12:15	1727.1	264.2	1549.7	272.56
0:30	1727.1	257.4	1668.7	217.43	12:30	1727.1	261	1547.9	266.35
0:45	1727.1	253.9	1636.7	219.76	12:45	1727.1	263.1	1547.2	267.85
1:00	1727.1	253.4	1646.7	226.44	13:00	1727.1	258.5	1550.5	262.70
1:15	1727.1	253.1	1663.8	233.80	13:15	1727.1	257.5	1549.3	259.37
1:30	1727.1	248.7	1685.5	237.30	13:30	1727.1	256.3	1551.0	261.03
1:45	1727.1	249.8	1695.1	234.35	13:45	1727.1	251.1	1549.8	254.46
2:00	1727.1	252.4	1716.3	232.74	14:00	1727.1	250.7	1550.6	250.69
2:15	1727.1	253.1	1730.3	237.36	14:15	1727.1	244.3	1547.5	250.79
2:30	1727.1	254.5	1731.8	233.64	14:30	1727.1	240.9	1547.3	251.80
2:45	1727.1	254.8	1732.1	232.23	14:45	1727.1	236.6	1545.7	252.28
3:00	1727.1	253.9	1736.4	234.18	15:00	1727.1	239.5	1545.1	257.09
3:15	1727.1	246.4	1732.0	233.20	15:15	1727.1	243.4	1547.8	253.55
3:30	1727.1	243.9	1736.6	237.70	15:30	1727.1	239.3	1713.6	265.04
3:45	1727.1	246.1	1738.2	232.00	15:45	1727.1	241.1	1666.7	198.93
4:00	1727.1	242.2	1736.7	232.56	16:00	1727.1	239.8	1670.8	197.38
4:15	1727.1	242.9	1737.0	235.70	16:15	1727.1	240	1671.3	199.71
4:30	1727.1	240.8	1737.0	241.71	16:30	1727.1	244.2	1672.9	199.43
4:45	1727.1	244.4	1735.8	225.89	16:45	1727.1	244.1	1668.3	200.76
5:00	1727.1	240.4	1732.9	236.50	17:00	1727.1	243.7	1670.0	199.19
5:15	1727.1	245.6	1737.7	243.29	17:15	1727.1	247.6	1670.7	200.98
5:30	1727.1	248.3	1735.8	238.24	17:30	1727.1	249	1667.7	209.86
6:45	1727.1	255.2	1738.5	241.15	17:45	1727.1	250	1672.7	208.00
6:00	1727.1	260.5	1735.9	264.35	18:00	1727.1	249.5	1672.1	209.25
6:15	1727.1	267	1735.2	270.55	18:15	1727.1	253.1	1672.2	210.71
6:30	1727.1	268.4	1735.7	277.51	18:30	1727.1	253	1676.3	231.59
6:45	1727.1	267.1	1736.1	275.49	18:45	1727.1	254.4	1671.6	232.66
7:00	1727.1	263.1	1738.2	278.42	19:00	1727.1	255.9	1671.5	232.37
7:15	1727.1	257.1	1738.9	267.98	19:15	1727.1	258.7	1672.3	231.23
7:30	1727.1	251.5	1740.9	266.47	19:30	1727.1	258.1	1673.5	246.64
7:45	1727.1	253.4	1733.7	254.95	19:45	1727.1	264.1	1673.6	238.72
8:00	1727.1	255.5	1734.0	250.82	20:00	1727.1	260.2	1672.6	242.27
8:15	1727.1	255.7	1735.5	251.75	20:15	1727.1	260.6	1674.6	243.00
8:30	1727.1	252.4	1736.2	249.08	20:30	1727.1	259.7	1674.4	237.25
8:45	1727.1	254.6	1668.6	246.88	20:45	1727.1	257.5	1671.5	236.88
9:00	1727.1	254.9	1669.2	231.22	21:00	1727.1	257.3	1674.2	226.44
9:15	1727.1	254.5	1687.8	249.06	21:15	1727.1	255.7	1677.0	238.33
9:30	1727.1	253	1721.6	245.03	21:30	1727.1	255	1678.8	236.24
9:45	1727.1	254.3	1735.7	256.99	21:45	1727.1	254.5	1674.8	231.27
10:00	1727.1	255.2	1733.4	251.24	22:00	1727.1	256	1735.5	278.27
10:15	1727.1	254.5	1736.4	252.56	22:15	1727.1	257.6	1736.3	269.98
10:30	1727.1	251.7	1735.2	254.09	22:30	1727.1	255.7	1735.7	271.22
10:45	1727.1	255.8	1732.7	252.71	22:45	1727.1	256.5	1734.7	268.23
11:00	1727.1	255.2	1736.0	259.06	23:00	1727.1	256.8	1736.0	264.50
11:15	1727.1	255.2	1734.6	269.45	23:15	1727.1	255.6	1737.4	266.53
11:30	1727.1	256.3	1732.7	265.34	23:30	1724	258.1	1735.5	265.68
11:45	1727.1	257.9	1552.0	267.81	23:45	1724	256.7	1737.0	271.55

Yours faithfully,

Sign:
Tshering Choden

Coincidental peak load of Day(Last year):	
286.94 MW	14-Aug-16
Maximum Load till date:	
344.02 MW	18-Mar-17



འབྲུག་རྒྱལ་ཁོ་ལས་འཛིན།

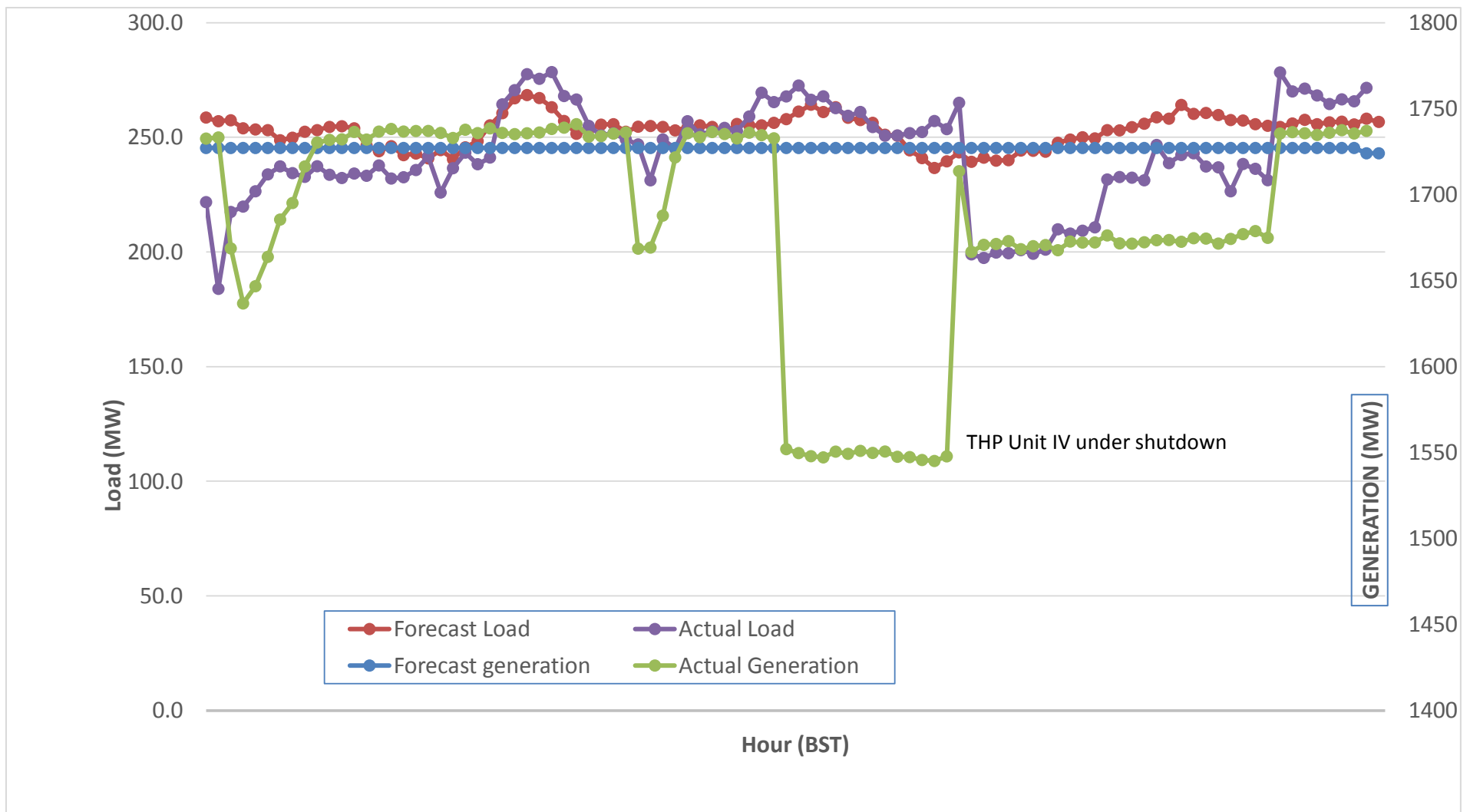
Bhutan Power Corporation Ltd.
 Bhutan Power System Operator
 Thimphu: Bhutan



Message No.: Enter your message number
 From: Shift In-charge, Control Room

Date: 15-Aug-17
 Time: 11:57

Forecast Generation & Load with Actual Generation & Load (14-Aug-2017).



Yours faithfully,

Sign:
Tshering Choden

	MW	Coincidental peak load of Day(Last year):	
Peak Co-incident Generation(14-Aug-2017).	1740.94	286.94 MW	14-Aug-16
Peak Co-incident Load(14-Aug-2017).	278.42	Maximum Load till date:	
		344.02 MW	18-Mar-17

Telephone: +975-02335631; Fax: +975-02335632; Email: bhutansystemoperator@bpc.bt; www.bpc.bt



འབྲུག་གློག་མེ་ལས་འཛིན།

Bhutan Power Corporation Ltd.
Bhutan Power System Operator
Thimphu: Bhutan



Message No.: Enter your message number
From: Shift In-charge, Control Room

Date: 15-Aug-17
Time: 11:57

To

Managing Director, BPC. Email: gemtshering@bpc.bt
Director, O&MD, DGPC. Email: director.omb@drukgreen.com
General Manager, TD, BPC. Email: thinleygyeltshen@bpc.bt
General Manager, DCSD, BPC. Email: sandeprai@bpc.bt
General Manager, BPSO, BPC. Email: ujjwaldahal@bpc.bt

Sub: Load Generation Balance Report of Today (15-Aug-2017).

Hours (BST)	Forecast		Actual	
	Generation	Load	Generation	Load
0:00	1720.5	255.2	1733.7	263.59
0:15	1720.5	253.4	1733.8	268.02
0:30	1720.5	252.4	1737.5	268.52
0:45	1720.5	248.7	1733.7	269.22
1:00	1720.5	248.5	1734.0	267.20
1:15	1720.5	248.3	1733.4	261.88
1:30	1720.5	243.8	1733.8	256.84
1:45	1720.5	245.2	1734.1	257.73
2:00	1720.5	250.1	1734.0	258.46
2:15	1720.5	249.4	1734.3	251.34
2:30	1720.5	253	1731.3	255.36
2:45	1720.5	249.2	1732.1	257.14
3:00	1720.5	249.7	1735.9	257.41
3:15	1720.5	245.4	1737.6	262.52
3:30	1720.5	238.4	1735.0	256.91
3:45	1720.5	240.9	1736.8	260.71
4:00	1720.5	237.6	1735.5	258.86
4:15	1720.5	242.7	1734.0	261.58
4:30	1720.5	238.7	1733.9	258.63
4:45	1720.5	242.4	1736.3	264.77
5:00	1720.5	238.6	1733.4	256.11
5:15	1720.5	244	1732.3	266.98
5:30	1720.5	245.8	1732.6	268.52
5:45	1720.5	251.5	1732.6	278.88
6:00	1720.5	256.8	1733.0	281.19
6:15	1720.5	263.8	1733.0	280.17
6:30	1720.5	265.4	1733.3	278.21
6:45	1720.5	265.5	1733.0	271.27
7:00	1720.5	262.3	1733.0	270.02
7:15	1720.5	258.6	1732.2	268.01
7:30	1720.5	253.7	1732.3	268.05
7:45	1720.5	256.1	1732.3	266.84
8:00	1720.5	258.3	1732.0	265.48
8:15	1720.5	259.1	1731.6	263.44
8:30	1720.5	255.6	1732.1	281.67
8:45	1720.5	256.7	1731.1	281.20
9:00	1720.5	257.4	1730.6	284.70

Coincidental peak load of Day(Last year):	
286.94 MW	15-Aug-17
258.23 MW	
344.02 MW	18-Mar-17

Yours faithfully,

Sign:
Tshering Choden

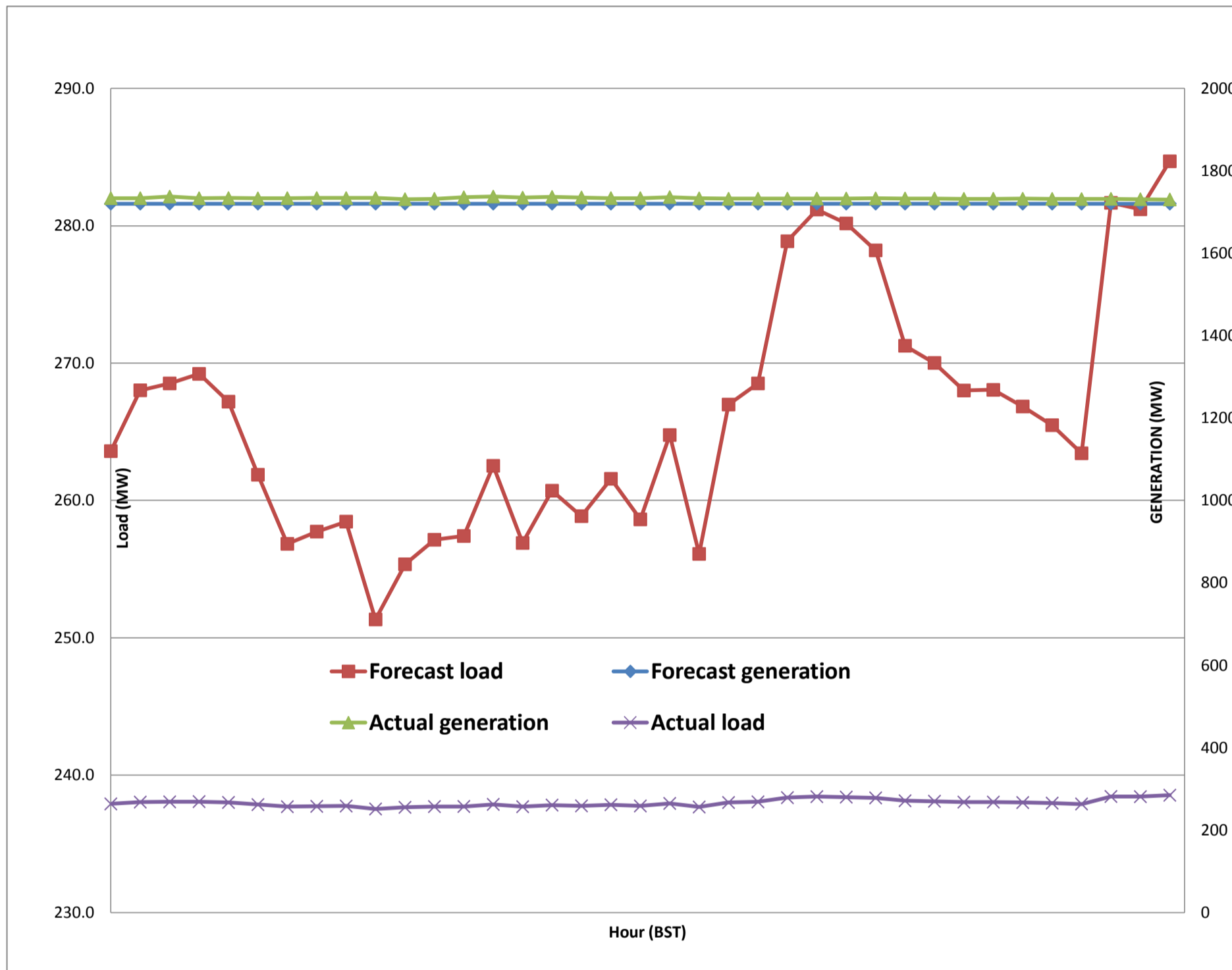
Telephone: +975-02335631; Fax: +975-02335632; Email: bhutansystemoperator@bpc.bt; www.bpc.bt



Message No.: Enter your message number
 From: Shift In-charge, Control Room

15-Aug-17
 11:57

Forecast Generation & Load with Actual Generation & Load of Today from 00:00hrs to 09:00hrs(15-Aug-2017).





འབྲུག་གྲོགས་ཚེལ་སྐུ་ལོ་སྒྲིག་ལྷན་ཁག་།
Bhutan Power Corporation Ltd.
Bhutan Power System Operator
 Thimphu: Bhutan



Message No.: Enter your message number **Date:** 15-Aug-17
From: Shift In-charge, Control Room **Time:** 11:57

To
 Managing Director, BPC. Email: gemtshering@bpc.bt
 Director, O&MD, DGPC. Email: director.umd@drukgreen.com
 General Manager, TD, BPC. Email: ktobgye@bpc.bt
 General Manager, BPSO, BPC. Email: ujjwaldahal@bpc.bt
 Advisor, BPC. Email: bharattamang@bpc.bt

Sub: Load Generation Balance Report of Tomorrow (16-Aug-2017).

Hours (BST)	Forecast		Hours (BST)	Forecast	
	Generation	Load		Generation	Load
0:00	1728.9	247.40	12:00	1728.9	264.3
0:15	1728.9	247.10	12:15	1728.9	266.4
0:30	1728.9	243.90	12:30	1728.9	264.3
0:45	1728.9	239.20	12:45	1728.9	263.3
1:00	1728.9	243.30	13:00	1728.9	258
1:15	1728.9	244.60	13:15	1728.9	258.4
1:30	1728.9	242.20	13:30	1728.9	255.6
1:45	1728.9	242.40	13:45	1728.9	250.8
2:00	1728.9	245.50	14:00	1728.9	250.4
2:15	1728.9	246.20	14:15	1728.9	246.7
2:30	1728.9	246.70	14:30	1728.9	244.8
2:45	1728.9	242.70	14:45	1728.9	243.6
3:00	1728.9	244.70	15:00	1728.9	245.5
3:15	1728.9	241.60	15:15	1728.9	245.9
3:30	1728.9	236.50	15:30	1728.9	246.4
3:45	1728.9	238.40	15:45	1728.9	242.5
4:00	1728.9	236.30	16:00	1728.9	242.1
4:15	1728.9	240.40	16:15	1728.9	241.4
4:30	1728.9	238.10	16:30	1728.9	244.4
4:45	1728.9	238.10	16:45	1728.9	244.9
5:00	1728.9	238.40	17:00	1728.9	243.6
5:15	1728.9	243.60	17:15	1728.9	248.3
5:30	1728.9	243.20	17:30	1728.9	253.1
6:45	1728.9	248.70	17:45	1728.9	252.3
6:00	1728.9	258.50	18:00	1728.9	252.4
6:15	1728.9	265.90	18:15	1728.9	256.2
6:30	1728.9	268.70	18:30	1728.9	260.3
6:45	1728.9	268.30	18:45	1728.9	262.2
7:00	1728.9	265.40	19:00	1728.9	264.3
7:15	1728.9	260.50	19:15	1728.9	268.9
7:30	1728.9	255.80	19:30	1728.9	268.9
7:45	1728.9	255.30	19:45	1728.9	272.7
8:00	1728.9	256.50	20:00	1728.9	270.8
8:15	1728.9	257.10	20:15	1728.9	272.2
8:30	1728.9	254.40	20:30	1728.9	272
8:45	1728.9	249.50	20:45	1728.9	267.9
9:00	1728.9	250.70	21:00	1728.9	267.3
9:15	1728.9	255.20	21:15	1728.9	267.7
9:30	1728.9	253.20	21:30	1728.9	267
9:45	1728.9	256.90	21:45	1728.9	261.5
10:00	1728.9	255.90	22:00	1728.9	270.1
10:15	1728.9	255.00	22:15	1728.9	270
10:30	1728.9	254.00	22:30	1728.9	259.1
10:45	1728.9	256.10	22:45	1728.9	257
11:00	1728.9	257.90	23:00	1728.9	255.7
11:15	1728.9	260.50	23:15	1728.9	257.6
11:30	1728.9	261.00	23:30	1728.9	252.9
11:45	1728.9	261.60	23:45	1728.9	252.4

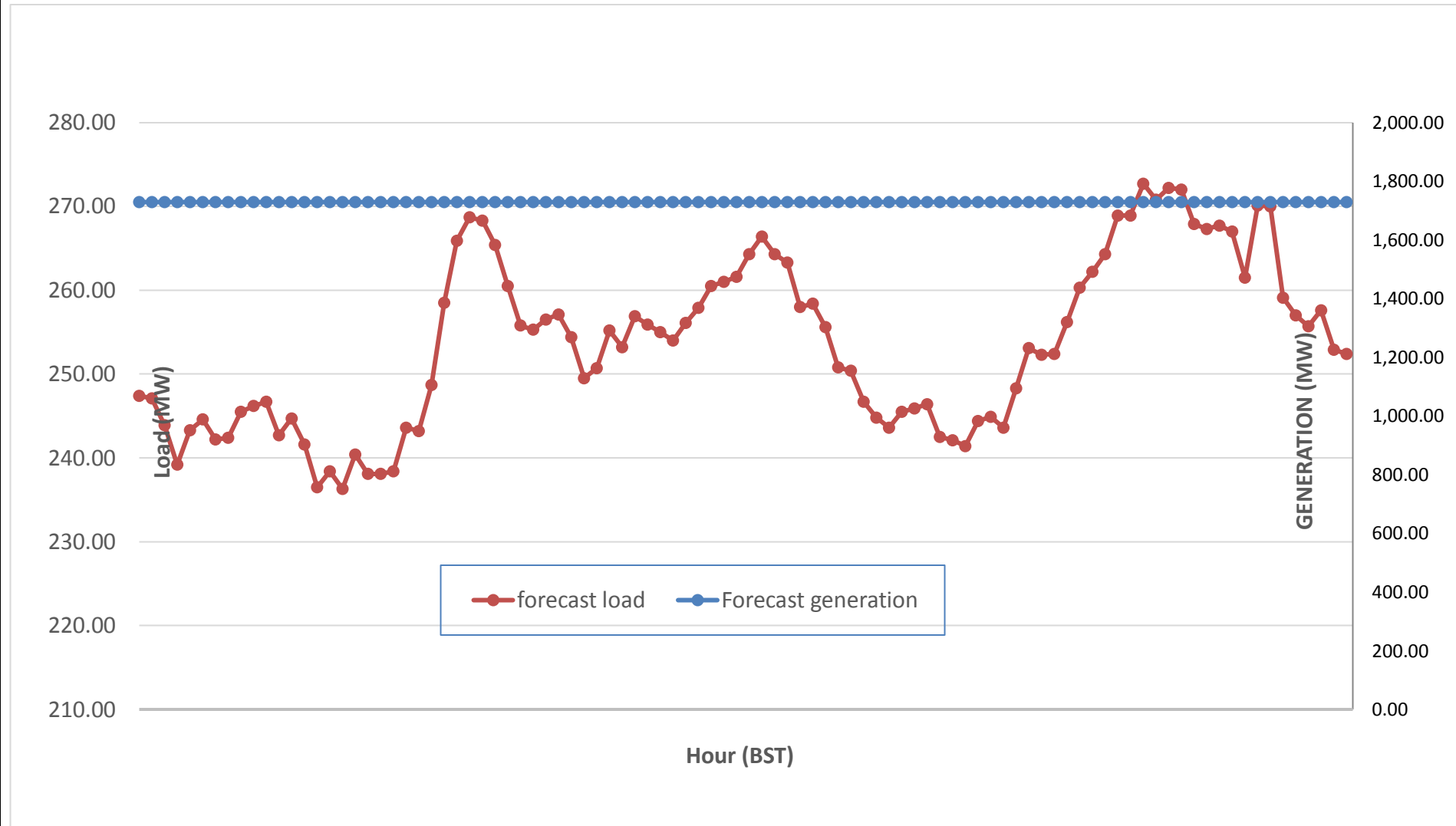
Yours faithfully,
 Sign:
 Tshering Choden



Message No.: Enter your message number
 From: Shift In-charge, Control Room

Date: 15-Aug-17
 Time: 11:57

Scheduled Generation & Load Forecast for Tomorrow (16-Aug-2017).



Yours faithfully,

Sign:
Tshering Choden

	MW
Scheduled Peak Generation(16-Aug-2017).	376.90
Forecast Peak Load(16-Aug-2017).	300.60