



འབྲུག་གློག་ལེ་ལས་འཛིན།

Bhutan Power Corporation Ltd.
Bhutan Power System Operator
Thimphu: Bhutan



Message No.: Enter your message number
From: Shift In-charge, Control Room

Date: 12-Aug-17
Time: 11:29

To: Forecast Generation & Load with Actual Generation & Load (11-Aug-2017).
Managing Director, BPC. Email: gemtshering@bpc.bt
Director, O&MD, DGPC. Email: director.umd@drukgreen.com
General Manager, TD, BPC. Email: ktobgye@bpc.bt
General Manager, DCSD, BPC. Email: sandeeprai@bpc.bt
General Manager, BPSO, BPC. Email: ujjwaldahal@bpc.bt

Sub: Load Generation Balance Report of Yesterday (11-Aug-2017).

Hours (BST)	Forecast		Actual		Hours (BST)	Forecast		Actual	
	Generation	Load	Generation	Load		Generation	Load	Generation	Load
0:00	1726.4	242.1	1732.9	291.73	12:00	1726.4	260.8	1735.6	254.53
0:15	1726.4	240.8	1732.7	291.45	12:15	1726.4	258.9	1732.4	261.20
0:30	1726.4	237.7	1732.7	290.95	12:30	1726.4	258.3	1728.0	258.17
0:45	1726.4	238.4	1732.6	291.20	12:45	1726.4	257.9	1735.6	257.42
1:00	1726.4	238.4	1732.5	291.34	13:00	1726.4	255.9	1732.9	260.77
1:15	1726.4	237.5	1733.0	292.80	13:15	1726.4	254.3	1733.1	257.10
1:30	1726.4	235.4	1733.2	293.64	13:30	1726.4	249.8	1735.7	258.65
1:45	1726.4	234	1733.1	292.69	13:45	1726.4	248.1	1729.4	254.48
2:00	1726.4	234.7	1732.9	292.72	14:00	1726.4	246.1	1732.6	254.77
2:15	1726.4	232.8	1733.0	292.16	14:15	1726.4	241.8	1735.1	257.62
2:30	1726.4	235.1	1732.6	291.90	14:30	1726.4	239.4	1732.7	255.47
2:45	1726.4	235.5	1732.8	291.70	14:45	1726.4	237.4	1732.9	251.73
3:00	1726.4	236.3	1732.8	293.95	15:00	1726.4	241	1722.8	255.23
3:15	1726.4	237.6	1733.3	295.15	15:15	1726.4	237.4	1729.7	256.56
3:30	1726.4	236.8	1734.7	235.10	15:30	1726.4	238.7	1729.5	253.57
3:45	1726.4	238.5	1735.8	245.98	15:45	1726.4	243.1	1728.9	261.56
4:00	1726.4	240.5	1730.6	246.89	16:00	1726.4	243.3	1730.6	246.91
4:15	1726.4	238.3	1729.5	249.62	16:15	1726.4	238.4	1729.8	248.17
4:30	1726.4	241.3	1732.2	251.93	16:30	1726.4	244.3	1731.0	258.16
4:45	1726.4	239.4	1735.5	252.38	16:45	1726.4	245.5	1729.7	256.30
5:00	1726.4	240.5	1737.4	246.69	17:00	1726.4	244.5	1729.8	256.61
5:15	1726.4	247.4	1735.2	254.65	17:15	1726.4	245.3	1729.9	260.34
5:30	1726.4	251.8	1735.7	260.31	17:30	1726.4	249	1730.1	259.67
6:45	1726.4	260.3	1738.4	257.50	17:45	1726.4	250.3	1730.3	259.45
6:00	1726.4	266.5	1737.3	267.12	18:00	1726.4	249.2	1730.4	259.37
6:15	1726.4	272.6	1734.1	284.00	18:15	1726.4	255.7	1729.7	257.02
6:30	1726.4	273.1	1733.8	282.03	18:30	1726.4	257	1729.6	256.01
6:45	1726.4	274.9	1738.8	282.96	18:45	1726.4	256.3	1729.9	254.82
7:00	1726.4	270.3	1738.0	276.37	19:00	1726.4	258.3	1729.6	252.22
7:15	1726.4	268.9	1740.1	264.66	19:15	1726.4	265.8	1729.4	251.92
7:30	1726.4	265	1740.6	252.98	19:30	1726.4	266	1729.3	250.02
7:45	1726.4	261.3	1732.6	246.78	19:45	1726.4	281.2	1729.6	250.68
8:00	1726.4	259.7	1736.1	243.24	20:00	1726.4	275.8	1730.2	255.01
8:15	1726.4	258.3	1730.2	255.68	20:15	1726.4	278.6	1730.2	248.37
8:30	1726.4	257.4	1735.6	258.37	20:30	1726.4	276.2	1730.7	249.30
8:45	1726.4	256	1737.1	255.23	20:45	1726.4	270.3	1730.8	248.48
9:00	1726.4	257.8	1735.6	256.18	21:00	1726.4	269.6	1730.9	249.60
9:15	1726.4	257.7	1740.5	251.40	21:15	1726.4	266.9	1730.4	246.63
9:30	1726.4	259.6	1739.0	240.65	21:30	1726.4	264.2	1730.1	245.27
9:45	1726.4	259.8	1739.1	250.08	21:45	1726.4	260.4	1730.2	248.84
10:00	1726.4	258.9	1734.4	252.74	22:00	1726.4	259.6	1726.5	253.50
10:15	1726.4	259.7	1736.0	260.79	22:15	1726.4	255.4	1732.1	250.02
10:30	1726.4	259.5	1735.2	263.09	22:30	1726.4	252.7	1734.8	250.16
10:45	1726.4	258.2	1743.0	256.23	22:45	1726.4	251.6	1736.6	249.25
11:00	1726.4	258.9	1737.5	257.19	23:00	1726.4	250.1	1736.3	252.93
11:15	1726.4	261.3	1737.8	256.52	23:15	1726.4	249.3	1736.2	258.02
11:30	1726.4	262.1	1735.6	258.62	23:30	1726.4	249.3	1737.2	253.98
11:45	1726.4	259.7	1734.6	250.30	23:45	1726.4	248.3	1738.2	255.23

Yours faithfully,

Sign:
Tshering Yangzom

Coincidental peak load of Day(Last year):	
274.06 MW	11-Aug-16
Maximum Load till date:	
344.02 MW	18-Mar-17



འབྲུག་རྒྱལ་ཁོ་ལས་འཛིན།

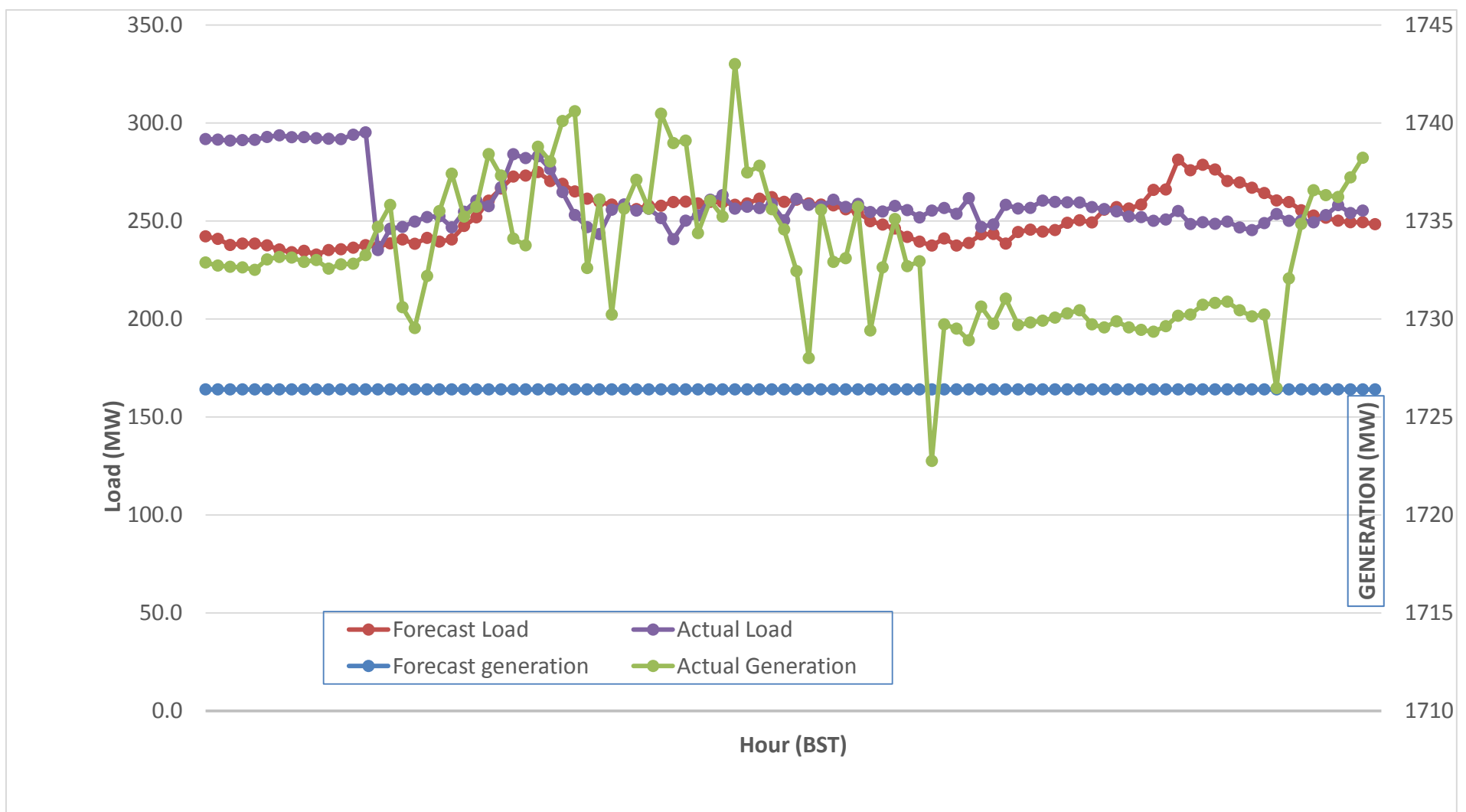
Bhutan Power Corporation Ltd.
 Bhutan Power System Operator
 Thimphu: Bhutan



Message No.: Enter your message number
 From: Shift In-charge, Control Room

Date: 12-Aug-17
 Time: 11:29

Forecast Generation & Load with Actual Generation & Load (11-Aug-2017).



Yours faithfully,


Sign:
Tshering Yangzom

	MW	Coincidental peak load of Day(Last year):	
Peak Co-incident Generation(11-Aug-2017).	1743.00	274.06 MW	11-Aug-16
Peak Co-incident Load(11-Aug-2017).	295.15	Maximum Load till date:	
		344.02 MW	18-Mar-17

Telephone: +975-02335631; Fax: +975-02335632; Email: bhutansystemoperator@bpc.bt; www.bpc.bt



ལྷན་ རྒྱལ་གྱི་ལས་འཛིན།
Bhutan Power Corporation Ltd.
Bhutan Power System Operator
Thimphu: Bhutan



Message No.: Enter your message number
From: Shift In-charge, Control Room

Date: 12-Aug-17
Time: 11:29

To Forecast Generation & Load with Actual Generation & Load (11-Aug-2017).
 Managing Director, BPC. Email: gemtshering@bpc.bt
 Director, O&MD, DGPC. Email: director.umd@drukgreen.com
 General Manager, TD, BPC. Email: thinleygyeltshen@bpc.bt
 General Manager, DCSD, BPC. Email: sandeprai@bpc.bt
 General Manager, BPSO, BPC. Email: ujjwaldahal@bpc.bt

Sub: Load Generation Balance Report from 00:00hrs to 09:00hrs (12-Aug-2017).

Hours (BST)	Forecast		Actual	
	Generation	Load	Generation	Load
0:00	1743.5	242.2	1736.2	254.62
0:15	1743.5	240.9	1733.8	254.96
0:30	1743.5	237.8	1736.8	258.57
0:45	1743.5	238.5	1738.3	240.50
1:00	1743.5	238.5	1733.0	238.86
1:15	1743.5	237.6	1730.0	241.26
1:30	1743.5	235.6	1734.2	220.67
1:45	1743.5	234.2	1732.8	226.79
2:00	1743.5	234.9	1735.5	239.85
2:15	1743.5	233.2	1735.9	248.84
2:30	1743.5	235.2	1737.7	248.44
2:45	1743.5	235.4	1737.4	247.98
3:00	1743.5	235.4	1737.6	248.53
3:15	1743.5	237.2	1737.6	249.20
3:30	1743.5	235.5	1736.5	248.28
3:45	1743.5	237.9	1738.0	245.82
4:00	1743.5	239.5	1692.3	217.54
4:15	1743.5	237.7	1700.3	222.02
4:30	1743.5	240.3	1667.6	203.41
4:45	1743.5	238.9	1647.2	194.54
5:00	1743.5	239.5	1658.9	206.10
5:15	1743.5	246.4	1661.8	209.59
5:30	1743.5	250.5	1667.7	213.39
5:45	1743.5	260.1	1657.6	207.78
6:00	1743.5	264.4	1648.3	202.61
6:15	1743.5	271.2	1648.3	202.61
6:30	1743.5	270.7	1648.3	202.61
6:45	1743.5	272.1	1648.3	202.61
7:00	1743.5	270	1648.3	202.61
7:15	1743.5	266.6	1685.0	194.05
7:30	1743.5	262.7	1644.1	171.98
7:45	1743.5	259.9	1677.0	205.72
8:00	1743.5	257.6	1468.5	235.13
8:15	1743.5	257.3	1558.8	235.13
8:30	1743.5	256.1	1643.8	233.48
8:45	1743.5	254.3	1667.8	230.50
9:00	1743.5	256	1692.8	228.22

Coincidental peak load of Day(Last year):	
274.06 MW	11-Aug-16
258.23 MW	
344.02 MW	18-Mar-17

Yours faithfully,

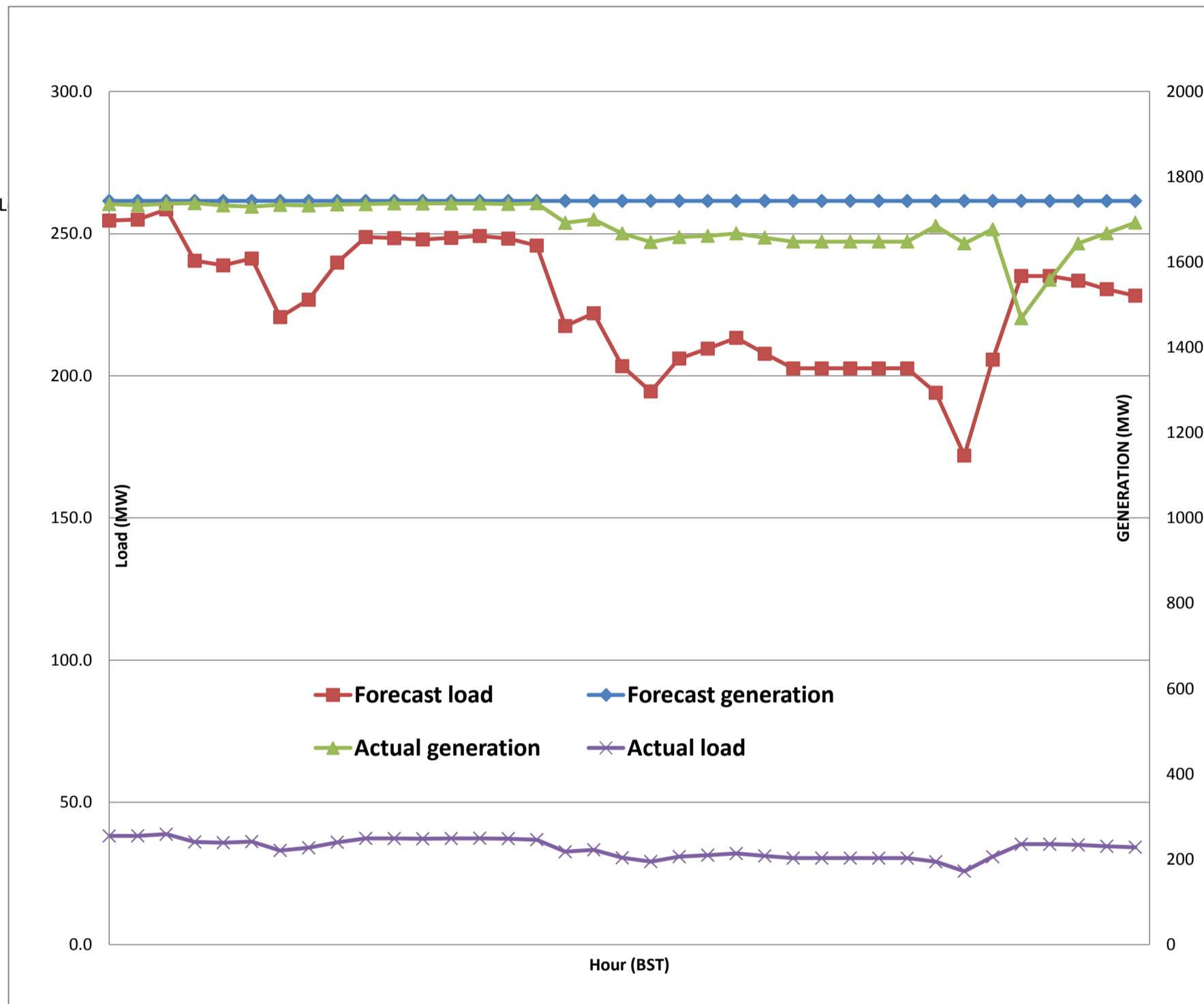
Sign:
 Tshering Yangzom



Message No.: Enter your message number
 From: Shift In-charge, Control Room

 ##### #

Forecast Generation & Load with Actual Generation & Load of Today from 00:00hrs to 09:00hrs(12-Aug-2017).





འབྲུག་གྲོགས་ཚེལ་སྐུ་ལྷན་ཁག།
Bhutan Power Corporation Ltd.
Bhutan Power System Operator
 Thimphu: Bhutan



Message No.: Enter your message number
From: Shift In-charge, Control Room
Date: 12-Aug-17
Time: 11:29

To: Forecast Generation & Load with Actual Generation & Load (11-Aug-2017).
 Managing Director, BPC. Email: gemtshering@bpc.bt
 Director, O&MD, DGPC. Email: director.umd@drukgreen.com
 General Manager, TD, BPC. Email: ktobgye@bpc.bt
 General Manager, BPSO, BPC. Email: ujjwaldahal@bpc.bt
 Advisor, BPC. Email: bharattamang@bpc.bt

Sub: Scheduled Generation and Forcast Load of Tomorrow (13-Aug-2017).

Kindly find scheduled generation (MW) and load forecast (MW)

 ###

Hours (BST)	Forecast		Hours (BST)	Forecast	
	Generation	Load		Generation	Load
0:00	1743.5	256.50	12:00	1743.5	258.4
0:15	1743.5	254.90	12:15	1743.5	259.7
0:30	1743.5	254.90	12:30	1743.5	256.6
0:45	1743.5	254.50	12:45	1743.5	259.9
1:00	1743.5	254.20	13:00	1743.5	255.1
1:15	1743.5	254.10	13:15	1743.5	254.1
1:30	1743.5	252.30	13:30	1743.5	251.8
1:45	1743.5	252.90	13:45	1743.5	249.2
2:00	1743.5	252.20	14:00	1743.5	248.4
2:15	1743.5	251.70	14:15	1743.5	245
2:30	1743.5	253.10	14:30	1741.3	241.3
2:45	1743.5	253.30	14:45	1741.1	241.1
3:00	1743.5	252.50	15:00	1743.5	244.5
3:15	1743.5	244.00	15:15	1743.5	247.7
3:30	1740.4	240.40	15:30	1743.3	243.3
3:45	1743.5	243.60	15:45	1743.5	245.8
4:00	1743.5	246.00	16:00	1743.5	244.2
4:15	1743.5	244.80	16:15	1743.5	244.3
4:30	1743.5	245.20	16:30	1743.5	249.4
4:45	1743.5	245.50	16:45	1743.5	249.4
5:00	1743.5	244.80	17:00	1743.5	248.8
5:15	1743.5	248.80	17:15	1743.5	253.6
5:30	1743.5	253.20	17:30	1743.5	256.4
6:45	1743.5	260.10	17:45	1743.5	256.9
6:00	1743.5	264.40	18:00	1743.5	256.8
6:15	1743.5	272.30	18:15	1743.5	262.1
6:30	1743.5	275.70	18:30	1743.5	262.1
6:45	1743.5	272.40	18:45	1743.5	264.6
7:00	1743.5	268.10	19:00	1743.5	266.9
7:15	1743.5	265.20	19:15	1743.5	271.3
7:30	1743.5	259.80	19:30	1743.5	269.9
7:45	1743.5	260.40	19:45	1743.5	274.7
8:00	1743.5	256.60	20:00	1743.5	271
8:15	1743.5	260.60	20:15	1743.5	271.5
8:30	1743.5	256.40	20:30	1743.5	271.4
8:45	1743.5	257.60	20:45	1743.5	268.2
9:00	1743.5	259.20	21:00	1743.5	266.8
9:15	1743.5	258.80	21:15	1743.5	263.6
9:30	1743.5	256.60	21:30	1743.5	262.2
9:45	1743.5	259.10	21:45	1743.5	262.3
10:00	1743.5	258.50	22:00	1743.5	263.4
10:15	1743.5	257.90	22:15	1743.5	259
10:30	1743.5	254.50	22:30	1743.5	258.2
10:45	1743.5	257.20	22:45	1743.5	257.6
11:00	1743.5	258.00	23:00	1743.5	256.4
11:15	1743.5	255.90	23:15	1743.5	257.6
11:30	1743.5	256.90	23:30	1743.5	257.7
11:45	1743.5	255.80	23:45	1743.5	257.2

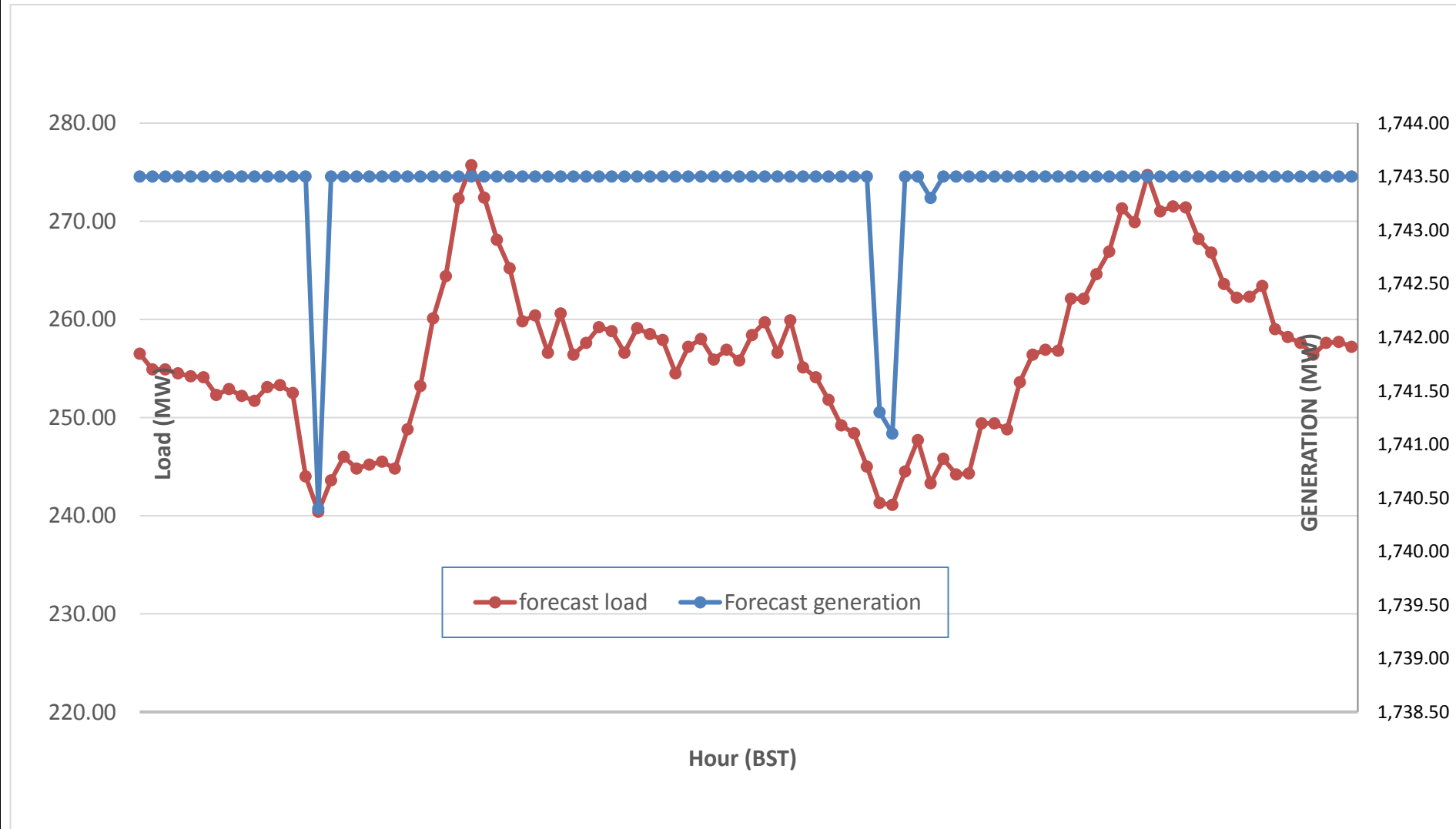
Yours faithfully,
 Sign:
 Tshering Yangzom



Message No.: Enter your message number
 From: Shift In-charge, Control Room

Date: 12-Aug-17
 Time: 11:29

Scheduled Generation & Load Forecast for Tomorrow (13-Aug-2017).



Yours faithfully,

Sign:
Tshering Yangzom

	MW
Scheduled Peak Generation(13-Aug-2017).	376.90
Forecast Peak Load(13-Aug-2017).	300.60