



འབྲུག་གླིང་མེ་ལམ་འཛིན།

Bhutan Power Corporation Ltd.  
Bhutan Power System Operator  
Thimphu: Bhutan



Message No.: Enter your message number  
From: Shift In-charge, Control Room

Date: 11-Aug-17  
Time: 10:56

To: Forecast Generation & Load with Actual Generation & Load (10-Aug-2017).  
Managing Director, BPC. Email: gemtshering@bpc.bt  
Director, O&MD, DGPC. Email: director.umd@drukgreen.com  
General Manager, TD, BPC. Email: ktobgye@bpc.bt  
General Manager, DCSD, BPC. Email: sandeeprai@bpc.bt  
General Manager, BPSO, BPC. Email: ujjwaldahal@bpc.bt

Sub: Load Generation Balance Report of Yesterday (10-Aug-2017).

Hours (BST)	Forecast		Actual		Hours (BST)	Forecast		Actual	
	Generation	Load	Generation	Load		Generation	Load	Generation	Load
0:00	1725.4	240.4	1734.1	255.14	12:00	1725.4	254	1730.7	250.70
0:15	1725.4	239.1	1732.7	258.29	12:15	1725.4	251.6	1733.5	266.27
0:30	1725.4	235.6	1735.5	259.27	12:30	1725.4	251.2	1732.6	264.77
0:45	1725.4	236.8	1735.6	261.20	12:45	1725.4	250.4	1731.6	275.09
1:00	1725.4	236.4	1736.3	256.05	13:00	1725.4	247.6	1732.0	264.73
1:15	1725.4	236.9	1737.8	251.72	13:15	1725.4	245.9	1733.9	262.09
1:30	1725.4	233.6	1734.3	256.42	13:30	1725.4	240.7	1732.7	259.51
1:45	1725.4	233.3	1736.9	256.34	13:45	1725.4	238.2	1734.6	260.78
2:00	1725.4	231.9	1736.4	244.41	14:00	1725.4	236.2	1733.9	256.74
2:15	1725.4	228.8	1737.2	256.26	14:15	1725.4	236	1735.8	252.16
2:30	1725.4	230.9	1737.3	254.79	14:30	1725.4	233.9	1733.5	245.19
2:45	1725.4	232.6	1735.2	257.86	14:45	1725.4	232	1733.9	237.41
3:00	1725.4	233.8	1735.3	252.17	15:00	1725.4	236.2	1735.5	249.28
3:15	1725.4	234.2	1739.3	254.94	15:15	1725.4	231.6	1731.9	255.70
3:30	1725.4	233.5	1736.6	259.65	15:30	1725.4	233.9	1735.2	235.23
3:45	1725.4	235.4	1730.4	257.53	15:45	1725.4	239	1731.7	233.61
4:00	1725.4	236	1737.9	260.70	16:00	1725.4	238.2	1729.2	232.03
4:15	1725.4	237	1734.5	258.32	16:15	1725.4	234.6	1734.7	249.75
4:30	1725.4	236.8	1736.0	259.37	16:30	1725.4	236.2	1735.9	243.05
4:45	1725.4	238	1737.6	257.10	16:45	1725.4	237.1	1731.8	246.41
5:00	1725.4	237.6	1739.6	251.71	17:00	1725.4	238.6	1731.3	241.56
5:15	1725.4	244.2	1734.3	258.43	17:15	1725.4	237.8	1731.6	257.41
5:30	1725.4	248.5	1731.4	258.88	17:30	1725.4	241.3	1735.7	266.20
6:45	1725.4	256.4	1733.6	262.59	17:45	1725.4	241.9	1734.7	262.09
6:00	1725.4	263.1	1737.5	273.21	18:00	1725.4	239.9	1729.8	267.91
6:15	1725.4	267.4	1736.1	282.42	18:15	1725.4	244.8	1736.8	275.90
6:30	1725.4	268.6	1733.8	287.47	18:30	1725.4	246.1	1736.7	277.38
6:45	1725.4	269.1	1732.1	284.32	18:45	1725.4	247.2	1734.6	290.01
7:00	1725.4	264.2	1732.9	268.97	19:00	1725.4	245.8	1736.3	297.53
7:15	1725.4	264.4	1729.1	257.38	19:15	1725.4	256	1729.7	303.00
7:30	1725.4	260.4	1730.8	275.51	19:30	1725.4	254.7	1736.2	293.46
7:45	1725.4	255.3	1731.4	274.09	19:45	1725.4	277.9	1732.7	290.12
8:00	1725.4	255.2	1733.7	279.21	20:00	1725.4	271.5	1732.4	286.28
8:15	1725.4	254.1	1736.2	276.66	20:15	1725.4	274	1738.5	288.60
8:30	1725.4	252.2	1736.0	272.73	20:30	1725.4	271.5	1733.1	288.22
8:45	1725.4	253.9	1737.2	276.90	20:45	1725.4	266.6	1733.3	288.20
9:00	1725.4	252.8	1736.1	282.54	21:00	1725.4	265.5	1733.5	288.28
9:15	1725.4	252.8	1738.6	276.50	21:15	1725.4	262.1	1733.2	285.50
9:30	1725.4	253.5	1734.9	279.59	21:30	1725.4	259.6	1733.3	283.88
9:45	1725.4	253.7	1732.3	277.36	21:45	1725.4	256.3	1733.3	283.88
10:00	1725.4	252.4	1731.6	277.69	22:00	1725.4	255.5	1732.8	282.60
10:15	1725.4	253.4	1736.6	256.31	22:15	1725.4	252.5	1733.3	285.52
10:30	1725.4	252.9	1734.8	260.63	22:30	1725.4	247.9	1733.4	285.54
10:45	1725.4	252	1736.7	260.96	22:45	1725.4	248	1733.1	284.34
11:00	1725.4	252.5	1734.1	262.16	23:00	1725.4	246	1733.2	286.52
11:15	1725.4	255.1	1733.9	251.77	23:15	1725.4	243.7	1732.9	285.88
11:30	1725.4	256.2	1733.2	255.63	23:30	1725.4	242.7	1732.8	287.68
11:45	1725.4	253.1	1736.6	261.47	23:45	1725.4	243	1733.1	289.59

Yours faithfully,

Sign:  
Tshering Yangzom

Coincidental peak load of Day(Last year):	
274.06 MW	10-Aug-16
Maximum Load till date:	
344.02 MW	18-Mar-17





འབྲུག་རྒྱལ་ཁོ་ལས་འཛིན།

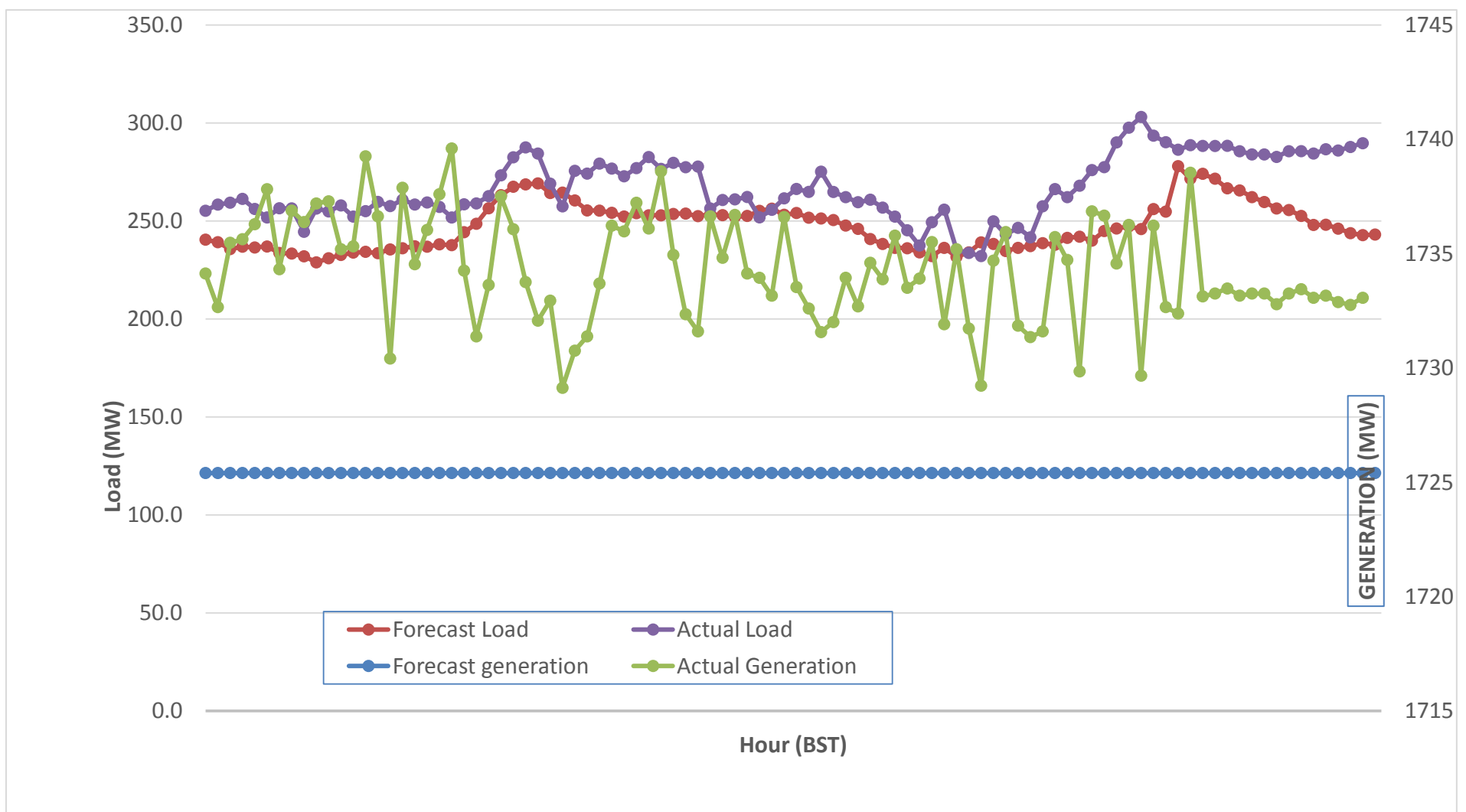
Bhutan Power Corporation Ltd.  
 Bhutan Power System Operator  
 Thimphu: Bhutan



Message No.: Enter your message number  
 From: Shift In-charge, Control Room

Date: 11-Aug-17  
 Time: 11:03

**Forecast Generation & Load with Actual Generation & Load (10-Aug-2017).**



Yours faithfully,

Sign:  
**Tshering Yangzom**


	<b>MW</b>
<b>Peak Co-incident Generation(10-Aug-2017).</b>	<b>1739.59</b>
<b>Peak Co-incident Load(10-Aug-2017).</b>	<b>303.00</b>

<b>Coincidental peak load of Day(Last year):</b>	
274.06 MW	10-Aug-16
<b>Maximum Load till date:</b>	
344.02 MW	18-Mar-17

Telephone: +975-02335631; Fax: +975-02335632; Email: bhutansystemoperator@bpc.bt; www.bpc.bt



**ལྷན་ རྒྱུག་གྲོག་མེ་ལས་འཛིན།**  
**Bhutan Power Corporation Ltd.**  
**Bhutan Power System Operator**  
**Thimphu: Bhutan**



**Message No.:** Enter your message number  
**From:** Shift In-charge, Control Room

**Date:** 11-Aug-17  
**Time:** 11:15

**To** Forecast Generation & Load with Actual Generation & Load (10-Aug-2017).  
 Managing Director, BPC. Email: gemtshering@bpc.bt  
 Director, O&MD, DGPC. Email: director.omb@drukgreen.com  
 General Manager, TD, BPC. Email: thinleygyeltshen@bpc.bt  
 General Manager, DCSD, BPC. Email: sandeprai@bpc.bt  
 General Manager, BPSO, BPC. Email: ujjwaldahal@bpc.bt

**Sub:** Load Generation Balance Report from 00:00hrs to 09:00hrs (11-Aug-2017).

Hours (BST)	Forecast		Actual	
	Generation	Load	Generation	Load
0:00	1726.4	242.1	1732.9	291.73
0:15	1726.4	240.8	1732.7	291.45
0:30	1726.4	237.7	1732.7	290.95
0:45	1726.4	238.4	1732.6	291.20
1:00	1726.4	238.4	1732.5	291.34
1:15	1726.4	237.5	1733.0	292.80
1:30	1726.4	235.4	1733.2	293.64
1:45	1726.4	234	1733.1	292.69
2:00	1726.4	234.7	1732.9	292.72
2:15	1726.4	232.8	1733.0	292.16
2:30	1726.4	235.1	1732.6	291.90
2:45	1726.4	235.5	1732.8	291.70
3:00	1726.4	236.3	1732.8	293.95
3:15	1726.4	237.6	1733.3	295.15
3:30	1726.4	236.8	1734.7	235.10
3:45	1726.4	238.5	1735.8	245.98
4:00	1726.4	240.5	1730.6	246.89
4:15	1726.4	238.3	1729.5	249.62
4:30	1726.4	241.3	1732.2	251.93
4:45	1726.4	239.4	1735.5	252.38
5:00	1726.4	240.5	1737.4	246.69
5:15	1726.4	247.4	1735.2	254.65
5:30	1726.4	251.8	1735.7	260.31
5:45	1726.4	260.3	1738.4	257.50
6:00	1726.4	266.5	1737.3	267.12
6:15	1726.4	272.6	1734.1	284.00
6:30	1726.4	273.1	1733.8	282.03
6:45	1726.4	274.9	1738.8	282.96
7:00	1726.4	270.3	1738.0	276.37
7:15	1726.4	268.9	1740.1	264.66
7:30	1726.4	265	1740.6	252.98
7:45	1726.4	261.3	1732.6	246.78
8:00	1726.4	259.7	1736.1	243.24
8:15	1726.4	258.3	1730.2	255.68
8:30	1726.4	257.4	1735.6	258.37
8:45	1726.4	256	1737.1	255.23
9:00	1726.4	257.8	1735.6	256.18

<b>Coincidental peak load of Day(Last year):</b>	
274.06 MW	10-Aug-16
<b>258.23 MW</b>	
344.02 MW	18-Mar-17

Yours faithfully,

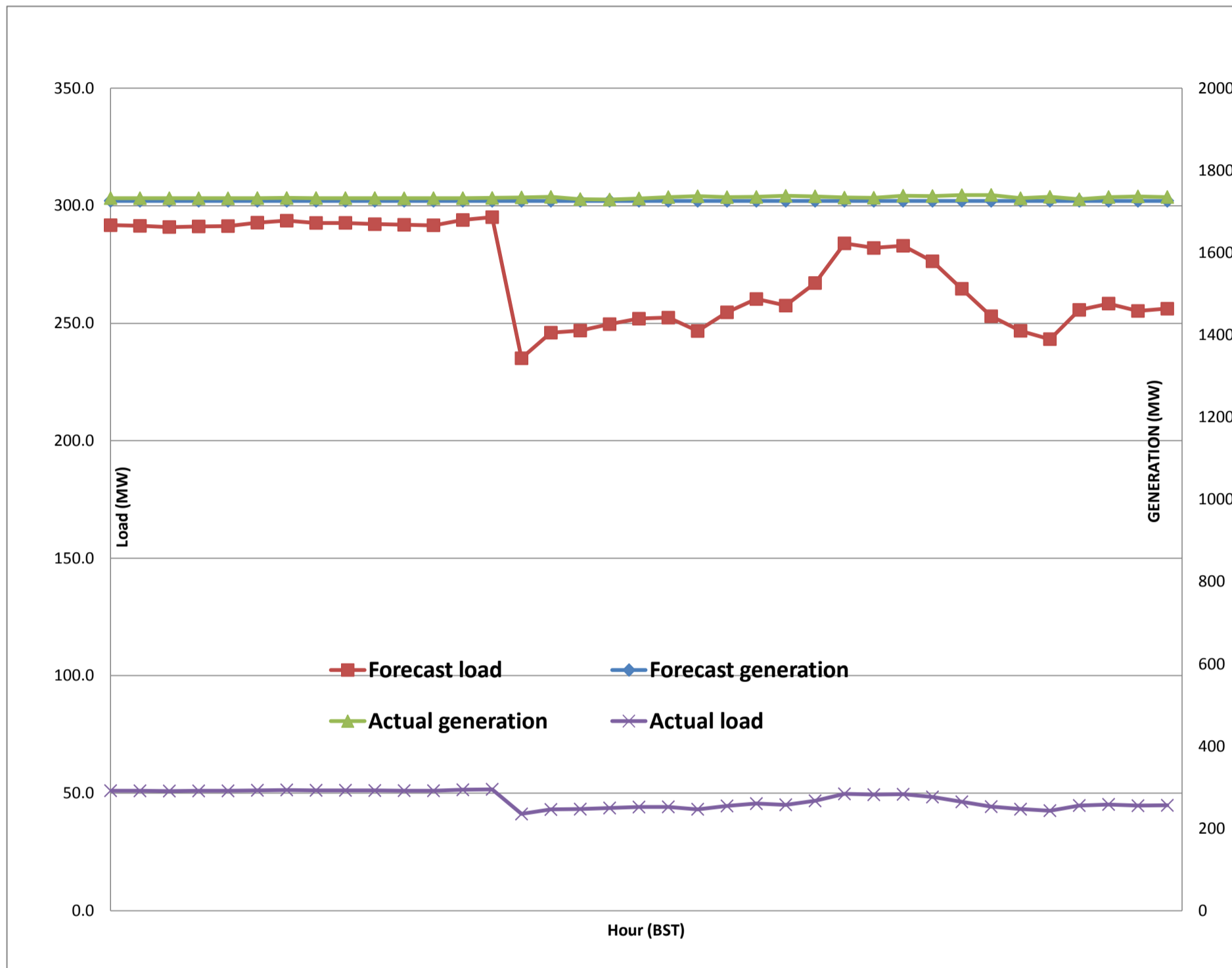
Sign:  
 Tshering Yangzom



Message No.: Enter your message number  
 From: Shift In-charge, Control Room

8/9/2017 12:39 11-Aug-17  
 8/9/2017 12:39 10:56

Forecast Generation & Load with Actual Generation & Load of Today from 00:00hrs to 09:00hrs(11-Aug-2017).





འབྲུག་གྲོག་ལས་ཁུངས་ལྷན་ཁག།  
**Bhutan Power Corporation Ltd.**  
**Bhutan Power System Operator**  
 Thimphu: Bhutan



**Message No.:** Enter your message number  
**From:** Shift In-charge, Control Room  
**Date:** 11-Aug-17  
**Time:** 10:56

**To:** Forecast Generation & Load with Actual Generation & Load (10-Aug-2017).  
 Managing Director, BPC. Email: gemtshering@bpc.bt  
 Director, O&MD, DGPC. Email: director.umd@drukgreen.com  
 General Manager, TD, BPC. Email: ktobgye@bpc.bt  
 General Manager, BPSO, BPC. Email: ujjwaldahal@bpc.bt  
 Advisor, BPC. Email: bharattamang@bpc.bt

**Sub:** Scheduled Generation and Forcast Load of Tomorrow (12-Aug-2017).

Kindly find scheduled generation (MW) and load forecast (MW)

###  
 ###

Hours (BST)	Forecast		Hours (BST)	Forecast	
	Generation	Load		Generation	Load
0:00	1743.5	242.20	12:00	1743.5	258.7
0:15	1743.5	240.90	12:15	1743.5	257.1
0:30	1743.5	237.80	12:30	1743.5	256.3
0:45	1743.5	238.50	12:45	1743.5	256.3
1:00	1743.5	238.50	13:00	1743.5	254.2
1:15	1743.5	237.60	13:15	1743.5	251.9
1:30	1743.5	235.60	13:30	1743.5	248.9
1:45	1743.5	234.20	13:45	1743.5	247.4
2:00	1743.5	234.90	14:00	1743.5	245.1
2:15	1743.5	233.20	14:15	1743.5	240.2
2:30	1743.5	235.20	14:30	1743.5	238
2:45	1743.5	235.40	14:45	1743.5	235.8
3:00	1743.5	235.40	15:00	1743.5	240
3:15	1743.5	237.20	15:15	1743.5	236
3:30	1743.5	235.50	15:30	1743.5	236.9
3:45	1743.5	237.90	15:45	1743.5	241.2
4:00	1743.5	239.50	16:00	1743.5	241.5
4:15	1743.5	237.70	16:15	1743.5	236.2
4:30	1743.5	240.30	16:30	1743.5	242.4
4:45	1743.5	238.90	16:45	1743.5	243.2
5:00	1743.5	239.50	17:00	1743.5	242.7
5:15	1743.5	246.40	17:15	1743.5	243.2
5:30	1743.5	250.50	17:30	1743.5	247.3
6:45	1743.5	260.10	17:45	1743.5	248
6:00	1743.5	264.40	18:00	1743.5	247.3
6:15	1743.5	271.20	18:15	1743.5	253.9
6:30	1743.5	270.70	18:30	1743.5	254.3
6:45	1743.5	272.10	18:45	1743.5	254.6
7:00	1743.5	270.00	19:00	1743.5	256.2
7:15	1743.5	266.60	19:15	1743.5	263.4
7:30	1743.5	262.70	19:30	1743.5	263.6
7:45	1743.5	259.90	19:45	1743.5	279.5
8:00	1743.5	257.60	20:00	1743.5	273.1
8:15	1743.5	257.30	20:15	1743.5	276.4
8:30	1743.5	256.10	20:30	1743.5	274.3
8:45	1743.5	254.30	20:45	1743.5	269
9:00	1743.5	256.00	21:00	1743.5	268
9:15	1743.5	256.10	21:15	1743.5	264.5
9:30	1743.5	258.10	21:30	1743.5	262.5
9:45	1743.5	258.10	21:45	1743.5	258.6
10:00	1743.5	257.20	22:00	1743.5	258.4
10:15	1743.5	258.30	22:15	1743.5	254.2
10:30	1743.5	258.70	22:30	1743.5	251.7
10:45	1743.5	256.40	22:45	1743.5	250.4
11:00	1743.5	257.10	23:00	1743.5	248.8
11:15	1743.5	259.20	23:15	1743.5	248.3
11:30	1743.5	259.00	23:30	1743.5	247.9
11:45	1743.5	257.80	23:45	1743.5	247

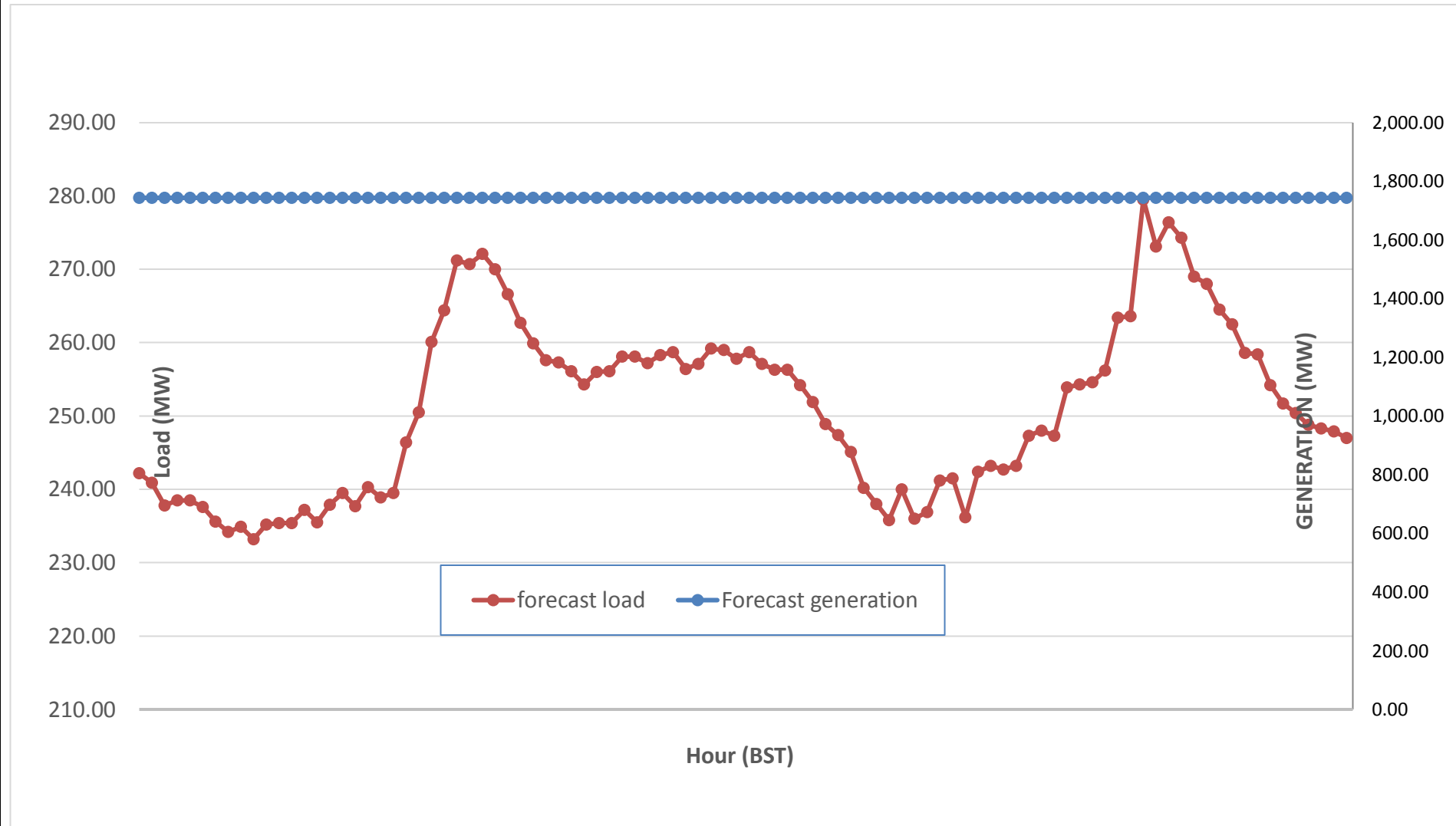
Yours faithfully,  
 Sign:  
 Tshering Yangzom



Message No.: Enter your message number  
 From: Shift In-charge, Control Room

Date: 9-Aug-17  
 Time: 12:39

**Scheduled Generation & Load Forecast for Tomorrow (10-Aug-2017).**



Yours faithfully,

Sign:  
**Tshering Yangzom**

	MW
Scheduled Peak Generation(10-Aug-2017).	376.90
Forecast Peak Load(10-Aug-2017).	300.60