



འབྲུག་གློག་ལེ་ལས་འཛིན།

Bhutan Power Corporation Ltd.
Bhutan Power System Operator
Thimphu: Bhutan



Message No.: Enter your message number
From: Shift In-charge, Control Room

Date: 10-Aug-17
Time: 10:28

To: Forecast Generation & Load with Actual Generation & Load (09-Aug-2017).
Managing Director, BPC. Email: gemtshering@bpc.bt
Director, O&MD, DGPC. Email: director.umd@drukgreen.com
General Manager, TD, BPC. Email: ktobgye@bpc.bt
General Manager, DCSD, BPC. Email: sandeeprai@bpc.bt
General Manager, BPSO, BPC. Email: ujjwaldahal@bpc.bt

Sub: Load Generation Balance Report of Yesterday (09-Aug-2017).

Hours (BST)	Forecast		Actual		Hours (BST)	Forecast		Actual	
	Generation	Load	Generation	Load		Generation	Load	Generation	Load
0:00	1725	240.2	1731.5	243.66	12:00	1725	251	1722.1	280.28
0:15	1725	239.9	1728.8	247.32	12:15	1725	248	1722.0	281.69
0:30	1725	237.7	1725.6	243.53	12:30	1725	248.5	1722.1	280.82
0:45	1725	239	1725.1	243.31	12:45	1725	246.6	1722.1	279.43
1:00	1725	239.4	1725.1	242.14	13:00	1725	247.5	1722.2	278.48
1:15	1725	239.5	1727.8	239.78	13:15	1725	246.1	1722.5	278.70
1:30	1725	236.6	1731.0	239.66	13:30	1725	240.3	1721.8	279.35
1:45	1725	236.1	1727.0	239.73	13:45	1725	243.2	1722.0	278.28
2:00	1725	235.5	1729.9	239.86	14:00	1725	244	1722.0	276.52
2:15	1725	233.4	1730.0	246.52	14:15	1725	245.8	1711.6	257.61
2:30	1725	236.1	1730.1	247.89	14:30	1725	244.1	1710.1	258.99
2:45	1725	236.6	1728.0	239.03	14:45	1725	244.2	1712.5	253.42
3:00	1725	234.4	1727.7	242.95	15:00	1725	245.8	1706.9	258.27
3:15	1725	234.2	1726.0	246.25	15:15	1725	246.9	1713.9	255.38
3:30	1725	234.2	1727.0	246.78	15:30	1725	249.8	1711.9	253.66
3:45	1725	236.9	1717.2	246.01	15:45	1725	257.2	1710.5	253.84
4:00	1725	237.6	1729.2	251.88	16:00	1725	256.2	1710.2	259.41
4:15	1725	239.1	1728.5	251.88	16:15	1725	249.3	1709.1	259.70
4:30	1725	237.8	1729.0	248.26	16:30	1725	251.1	1708.4	267.66
4:45	1725	239.1	1730.8	240.55	16:45	1725	252	1712.6	271.95
5:00	1725	241.8	1733.9	246.80	17:00	1725	251.3	1710.6	266.88
5:15	1725	244.8	1730.4	255.45	17:15	1725	252.1	1710.4	271.62
5:30	1725	249.9	1733.4	256.73	17:30	1725	256.4	1711.1	274.24
6:45	1725	255	1732.0	271.68	17:45	1725	257.8	1713.7	275.45
6:00	1725	261.4	1732.3	274.65	18:00	1725	254.7	1714.1	278.55
6:15	1725	264.3	1732.7	280.72	18:15	1725	261.1	1711.4	288.01
6:30	1725	265.5	1733.4	284.82	18:30	1725	264.5	1715.0	289.18
6:45	1725	266.7	1731.9	286.14	18:45	1725	266.4	1711.1	280.80
7:00	1725	259.9	1730.6	285.95	19:00	1725	264.5	1712.3	300.66
7:15	1725	262.1	1730.8	282.35	19:15	1725	277.9	1713.4	292.51
7:30	1725	257.3	1724.8	279.70	19:30	1725	276.8	1706.0	293.70
7:45	1725	254.6	1730.6	279.38	19:45	1725	279.8	1712.5	293.34
8:00	1725	252.9	1730.0	274.59	20:00	1725	274.5	1715.0	293.02
8:15	1725	250.9	1725.1	271.16	20:15	1725	276.4	1712.9	288.72
8:30	1725	251.3	1729.5	277.39	20:30	1725	274.5	1708.1	288.38
8:45	1725	251.7	1727.7	259.16	20:45	1725	268.7	1703.0	284.10
9:00	1725	252.1	1728.7	267.34	21:00	1725	266	1707.9	281.30
9:15	1725	251.5	1725.4	272.58	21:15	1725	261.7	1716.7	281.89
9:30	1725	250.7	1721.6	278.84	21:30	1725	259.5	1714.3	277.80
9:45	1725	251.1	1721.7	279.42	21:45	1725	255.8	1714.3	271.48
10:00	1725	250.5	1721.7	278.06	22:00	1725	256.1	1717.0	273.20
10:15	1725	251.2	1721.5	277.18	22:15	1725	253.3	1714.5	268.76
10:30	1725	250.2	1721.3	277.95	22:30	1725	247.9	1717.2	266.48
10:45	1725	249.3	1721.6	276.66	22:45	1725	248.5	1714.7	266.17
11:00	1725	250	1721.6	277.77	23:00	1725	245.8	1716.9	267.81
11:15	1725	251.8	1722.0	279.85	23:15	1725	244.4	1719.9	266.45
11:30	1725	253.9	1721.8	279.39	23:30	1725	244	1728.8	267.32
11:45	1725	249.8	1721.9	278.85	23:45	1725	242.4	1734.8	264.69

Yours faithfully,

Sign:
Pema Lhamo

Coincidental peak load of Day(Last year):	
274.06 MW	9-Aug-16
Maximum Load till date:	
344.02 MW	18-Mar-17



འབྲུག་རྒྱལ་ཁོ་ལས་འཛིན།

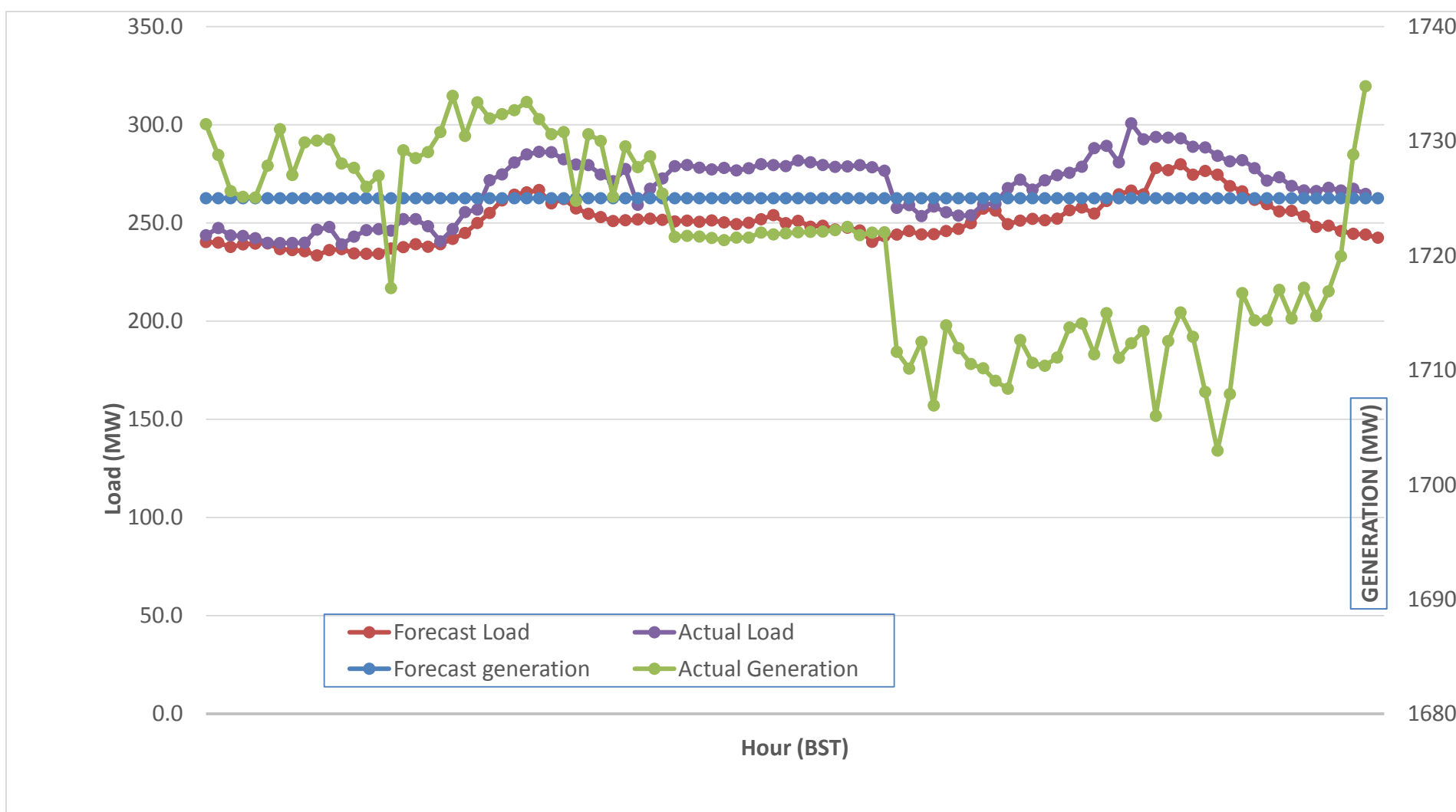
Bhutan Power Corporation Ltd.
Bhutan Power System Operator
Thimphu: Bhutan



Message No.: Enter your message number
From: Shift In-charge, Control Room

Date: 10-Aug-17
Time: 10:30

Forecast Generation & Load with Actual Generation & Load (09-Aug-2017).



Yours faithfully,


Sign:
Pema Lhamo

	MW	Coincidental peak load of Day(Last year):	
Peak Co-incident Generation(09-Aug-2017).	1734.78	274.06 MW	9-Aug-16
Peak Co-incident Load(09-Aug-2017).	300.66	Maximum Load till date:	
		344.02 MW	18-Mar-17

Telephone: +975-02335631; Fax: +975-02335632; Email: bhutansystemoperator@bpc.bt; www.bpc.bt



ཕྱག་ལུག་གི་ལས་འཛིན།
Bhutan Power Corporation Ltd.
Bhutan Power System Operator
Thimphu: Bhutan



Message No.: Enter your message number
From: Shift In-charge, Control Room

Date: 10-Aug-17
Time: 10:31

To Forecast Generation & Load with Actual Generation & Load (09-Aug-2017).
 Managing Director, BPC. Email: gemtshering@bpc.bt
 Director, O&MD, DGPC. Email: director.omb@drukgreen.com
 General Manager, TD, BPC. Email: thinleygyeltshen@bpc.bt
 General Manager, DCSD, BPC. Email: sandeprai@bpc.bt
 General Manager, BPSO, BPC. Email: ujjwaldahal@bpc.bt

Sub: Load Generation Balance Report from 00:00hrs to 09:00hrs (10-Aug-2017).

Hours (BST)	Forecast		Actual	
	Generation	Load	Generation	Load
0:00	1725.4	240.4	1734.1	255.14
0:15	1725.4	239.1	1732.7	258.29
0:30	1725.4	235.6	1735.5	259.27
0:45	1725.4	236.8	1735.6	261.20
1:00	1725.4	236.4	1736.3	256.05
1:15	1725.4	236.9	1737.8	251.72
1:30	1725.4	233.6	1734.3	256.42
1:45	1725.4	233.3	1736.9	256.34
2:00	1725.4	231.9	1736.4	244.41
2:15	1725.4	228.8	1737.2	256.26
2:30	1725.4	230.9	1737.3	254.79
2:45	1725.4	232.6	1735.2	257.86
3:00	1725.4	233.8	1735.3	252.17
3:15	1725.4	234.2	1739.3	254.94
3:30	1725.4	233.5	1736.6	259.65
3:45	1725.4	235.4	1730.4	257.53
4:00	1725.4	236	1737.9	260.70
4:15	1725.4	237	1734.5	258.32
4:30	1725.4	236.8	1736.0	259.37
4:45	1725.4	238	1737.6	257.10
5:00	1725.4	237.6	1739.6	251.71
5:15	1725.4	244.2	1734.3	258.43
5:30	1725.4	248.5	1731.4	258.88
5:45	1725.4	256.4	1733.6	262.59
6:00	1725.4	263.1	1737.5	273.21
6:15	1725.4	267.4	1736.1	282.42
6:30	1725.4	268.6	1733.8	287.47
6:45	1725.4	269.1	1732.1	284.32
7:00	1725.4	264.2	1732.9	268.97
7:15	1725.4	264.4	1729.1	257.38
7:30	1725.4	260.4	1730.8	275.51
7:45	1725.4	255.3	1731.4	274.09
8:00	1725.4	255.2	1733.7	279.21
8:15	1725.4	254.1	1736.2	276.66
8:30	1725.4	252.2	1736.0	272.73
8:45	1725.4	253.9	1737.2	276.90
9:00	1725.4	252.8	1736.1	282.54

Coincidental peak load of Day(Last year):	
274.06 MW	9-Aug-16
258.23 MW	
344.02 MW	18-Mar-17

Yours faithfully,

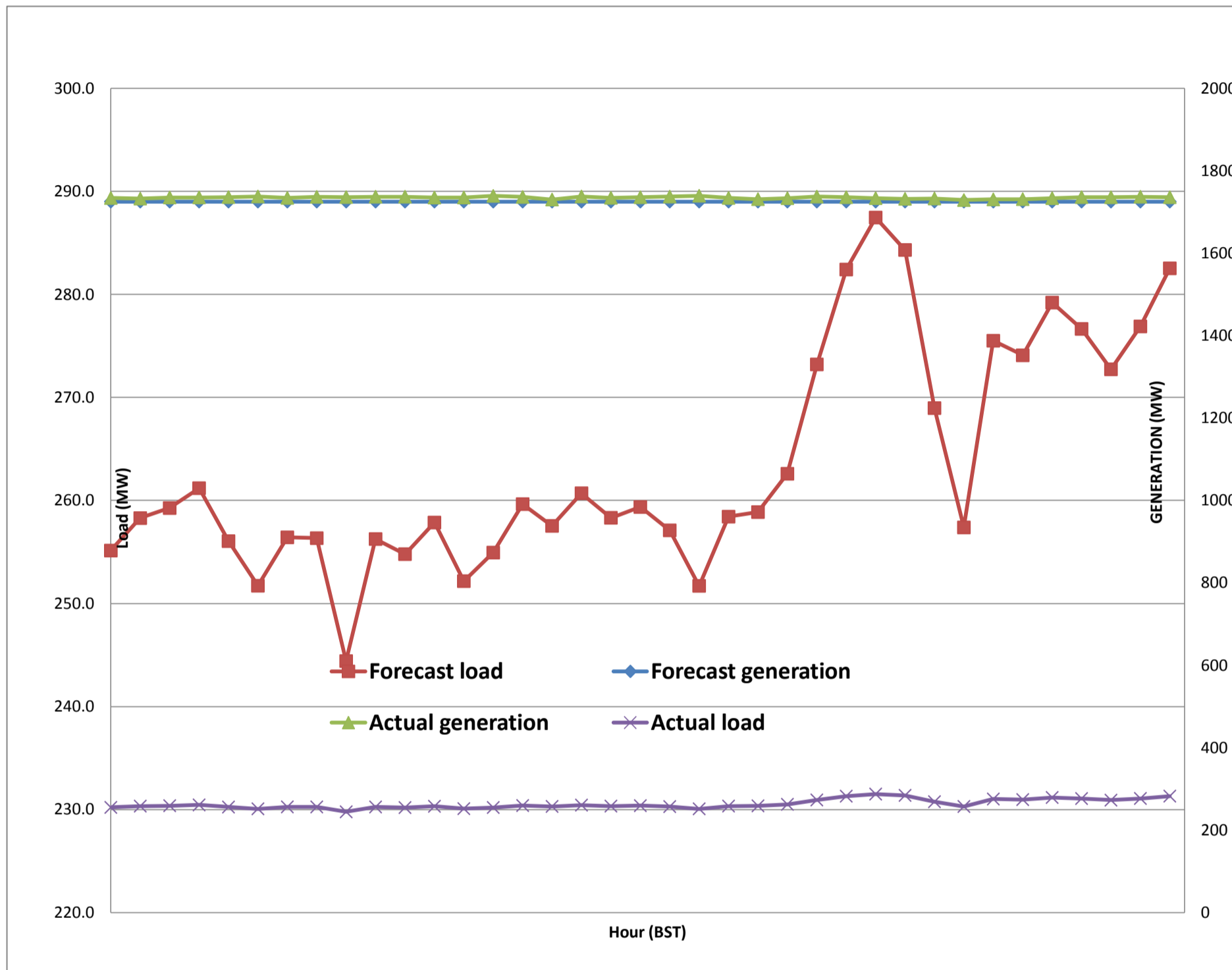
Sign:
 Pema Lhamo



Message No.: Enter your message number
 From: Shift In-charge, Control Room

8/9/2017 12:39 10-Aug-17
 8/9/2017 12:39 10:28

Forecast Generation & Load with Actual Generation & Load of Today from 00:00hrs to 09:00hrs(10-Aug-2017).





འབྲུག་གྲོག་ལས་ཁུངས་ལྷན་ཁག།
Bhutan Power Corporation Ltd.
Bhutan Power System Operator
 Thimphu: Bhutan



Message No.: Enter your message number
From: Shift In-charge, Control Room
Date: 10-Aug-17
Time: 10:28

To: Forecast Generation & Load with Actual Generation & Load (09-Aug-2017).
 Managing Director, BPC. Email: gemtshering@bpc.bt
 Director, O&MD, DGPC. Email: director.umd@drukgreen.com
 General Manager, TD, BPC. Email: ktobgye@bpc.bt
 General Manager, BPSO, BPC. Email: ujjwaldahal@bpc.bt
 Advisor, BPC. Email: bharattamang@bpc.bt

Sub: Scheduled Generation and Forcast Load of Tomorrow (11-Aug-2017).

Kindly find scheduled generation (MW) and load forecast (MW)

 ###

Hours (BST)	Forecast		Hours (BST)	Forecast	
	Generation	Load		Generation	Load
0:00	1726.4	242.10	12:00	1726.4	260.8
0:15	1726.4	240.80	12:15	1726.4	258.9
0:30	1726.4	237.70	12:30	1726.4	258.3
0:45	1726.4	238.40	12:45	1726.4	257.9
1:00	1726.4	238.40	13:00	1726.4	255.9
1:15	1726.4	237.50	13:15	1726.4	254.3
1:30	1726.4	235.40	13:30	1726.4	249.8
1:45	1726.4	234.00	13:45	1726.4	248.1
2:00	1726.4	234.70	14:00	1726.4	246.1
2:15	1726.4	232.80	14:15	1726.4	241.8
2:30	1726.4	235.10	14:30	1726.4	239.4
2:45	1726.4	235.50	14:45	1726.4	237.4
3:00	1726.4	236.30	15:00	1726.4	241
3:15	1726.4	237.60	15:15	1726.4	237.4
3:30	1726.4	236.80	15:30	1726.4	238.7
3:45	1726.4	238.50	15:45	1726.4	243.1
4:00	1726.4	240.50	16:00	1726.4	243.3
4:15	1726.4	238.30	16:15	1726.4	238.4
4:30	1726.4	241.30	16:30	1726.4	244.3
4:45	1726.4	239.40	16:45	1726.4	245.5
5:00	1726.4	240.50	17:00	1726.4	244.5
5:15	1726.4	247.40	17:15	1726.4	245.3
5:30	1726.4	251.80	17:30	1726.4	249
6:45	1726.4	260.30	17:45	1726.4	250.3
6:00	1726.4	266.50	18:00	1726.4	249.2
6:15	1726.4	272.60	18:15	1726.4	255.7
6:30	1726.4	273.10	18:30	1726.4	257
6:45	1726.4	274.90	18:45	1726.4	256.3
7:00	1726.4	270.30	19:00	1726.4	258.3
7:15	1726.4	268.90	19:15	1726.4	265.8
7:30	1726.4	265.00	19:30	1726.4	266
7:45	1726.4	261.30	19:45	1726.4	281.2
8:00	1726.4	259.70	20:00	1726.4	275.8
8:15	1726.4	258.30	20:15	1726.4	278.6
8:30	1726.4	257.40	20:30	1726.4	276.2
8:45	1726.4	256.00	20:45	1726.4	270.3
9:00	1726.4	257.80	21:00	1726.4	269.6
9:15	1726.4	257.70	21:15	1726.4	266.9
9:30	1726.4	259.60	21:30	1726.4	264.2
9:45	1726.4	259.80	21:45	1726.4	260.4
10:00	1726.4	258.90	22:00	1726.4	259.6
10:15	1726.4	259.70	22:15	1726.4	255.4
10:30	1726.4	259.50	22:30	1726.4	252.7
10:45	1726.4	258.20	22:45	1726.4	251.6
11:00	1726.4	258.90	23:00	1726.4	250.1
11:15	1726.4	261.30	23:15	1726.4	249.3
11:30	1726.4	262.10	23:30	1726.4	249.3
11:45	1726.4	259.70	23:45	1726.4	248.3

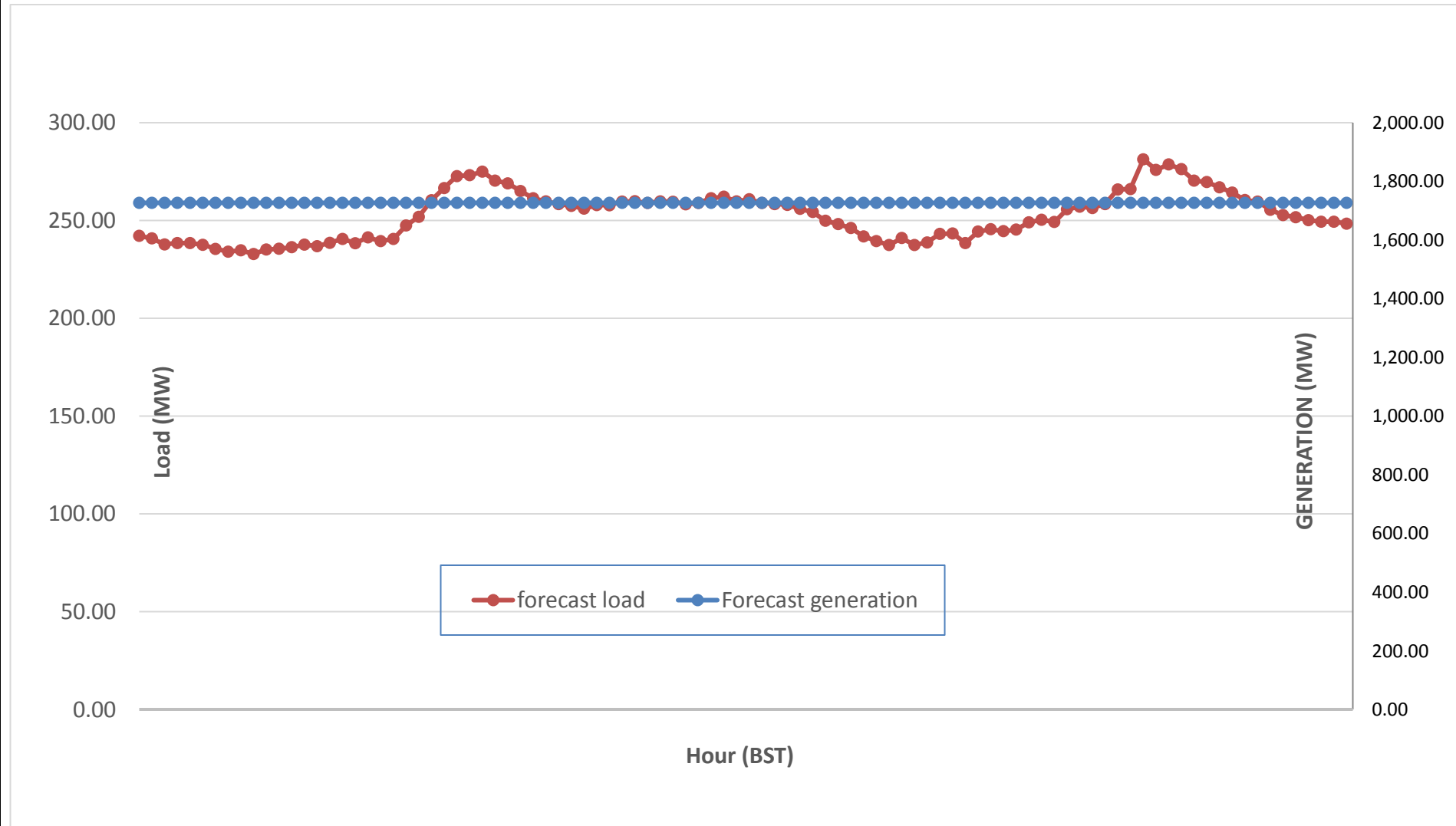
Yours faithfully,
 Sign:
 Pema Lhamo



Message No.: Enter your message number
 From: Shift In-charge, Control Room

Date: 9-Aug-17
 Time: 12:39

Scheduled Generation & Load Forecast for Tomorrow (10-Aug-2017).



Yours faithfully,

Sign:
Pema Lhamo

	MW
Scheduled Peak Generation(10-Aug-2017).	376.90
Forecast Peak Load(10-Aug-2017).	300.60