



འབྲུག་གླིང་གི་ལམ་འཛིན།

Bhutan Power Corporation Ltd.
Bhutan Power System Operator
Thimphu: Bhutan



Message No.: Enter your message number
From: Shift In-charge, Control Room

Date: 9-Aug-17
Time: 12:39

To: Forecast Generation & Load with Actual Generation & Load (08-Aug-2017).
Managing Director, BPC. Email: gemtshering@bpc.bt
Director, O&MD, DGPC. Email: director.umd@drukgreen.com
General Manager, TD, BPC. Email: ktobgye@bpc.bt
General Manager, DCSD, BPC. Email: sandeeprai@bpc.bt
General Manager, BPSO, BPC. Email: ujjwaldahal@bpc.bt

Sub: Load Generation Balance Report of Yesterday (08-Aug-2017).

Hours (BST)	Forecast		Actual		Hours (BST)	Forecast		Actual	
	Generation	Load	Generation	Load		Generation	Load	Generation	Load
0:00	1678.3	241.5	1704.8	243.40	12:00	1471.7	245.6	1525.3	267.24
0:15	1678.3	240.7	1703.2	242.65	12:15	1471.7	245.6	1520.2	266.13
0:30	1678.3	237.7	1702.8	233.53	12:30	1471.7	244.4	1520.7	263.30
0:45	1678.3	238.5	1705.5	230.83	12:45	1471.7	243.5	1522.7	264.51
1:00	1678.3	239.3	1703.3	229.30	13:00	1471.7	245.2	1522.6	256.03
1:15	1678.3	239.8	1703.3	230.58	13:15	1471.7	242	1523.9	249.17
1:30	1678.3	236.8	1703.7	221.46	13:30	1471.7	243.6	1522.5	241.47
1:45	1678.3	236.2	1700.5	224.59	13:45	1471.7	244.1	1519.0	231.18
2:00	1678.3	235.4	1705.4	224.26	14:00	1471.7	243.4	1520.6	217.39
2:15	1678.3	233.1	1700.6	213.56	14:15	1471.7	243.8	1519.9	209.17
2:30	1678.3	236.3	1707.7	217.64	14:30	1471.7	243.6	1521.0	205.37
2:45	1678.3	236.9	1707.1	219.30	14:45	1471.7	242.1	1520.6	200.52
3:00	1678.3	235.7	1701.1	232.10	15:00	1471.7	244.4	1521.8	206.65
3:15	1678.3	236	1703.6	236.21	15:15	1471.7	243.5	1518.6	184.25
3:30	1678.3	235.6	1701.5	236.03	15:30	1471.7	245.1	1519.0	185.62
3:45	1678.3	237.8	1700.9	231.32	15:45	1471.7	255.2	1518.6	184.64
4:00	1678.3	238.1	1704.8	232.82	16:00	1471.7	253.7	1518.6	181.80
4:15	1678.3	239.9	1705.8	230.73	16:15	1471.7	244	1523.3	189.86
4:30	1678.3	238.9	1704.1	233.13	16:30	1471.7	247.7	1523.2	191.26
4:45	1678.3	241.2	1706.8	234.43	16:45	1471.7	247.1	1522.7	191.99
5:00	1678.3	242.9	1704.0	224.53	17:00	1471.7	247.8	1522.8	199.80
5:15	1678.3	246.4	1703.0	238.02	17:15	1471.7	248.5	1715.3	201.04
5:30	1678.3	249.8	1704.2	245.79	17:30	1471.7	251.5	1715.8	194.02
6:45	1678.3	257.6	1704.4	257.18	17:45	1471.7	252	1715.5	193.74
6:00	1678.3	260.9	1706.2	268.85	18:00	1471.7	248.9	1715.5	196.15
6:15	1678.3	264.6	1705.1	275.04	18:15	1471.7	255.6	1715.5	195.13
6:30	1678.3	266	1702.0	283.22	18:30	1471.7	258.6	1715.5	191.17
6:45	1678.3	265.4	1706.8	284.91	18:45	1471.7	261	1715.6	188.06
7:00	1678.3	262.4	1705.3	276.66	19:00	1471.7	256.9	1715.4	187.48
7:15	1678.3	261.1	1705.6	272.64	19:15	1471.7	270.6	1715.8	188.66
7:30	1678.3	255.6	1706.0	271.71	19:30	1471.7	270.3	1715.8	185.32
7:45	1678.3	254.7	1707.6	264.39	19:45	1471.7	274.5	1727.3	277.00
8:00	1678.3	251.6	1708.0	264.56	20:00	1471.7	268.8	1727.0	270.07
8:15	1678.3	251.2	1703.2	266.78	20:15	1471.7	272.1	1725.2	269.03
8:30	1678.3	251	1709.8	257.43	20:30	1471.7	269.8	1727.8	264.02
8:45	1678.3	250.9	1708.3	262.40	20:45	1471.7	267.3	1726.9	268.30
9:00	1678.3	250.8	1689.8	260.15	21:00	1471.7	263.8	1727.0	261.37
9:15	1471.7	249.9	1523.8	257.23	21:15	1471.7	258.2	1727.1	263.69
9:30	1471.7	250.3	1523.2	265.09	21:30	1471.7	257	1729.8	262.59
9:45	1471.7	247.3	1522.8	260.70	21:45	1471.7	254.3	1728.3	255.91
10:00	1471.7	248.8	1525.9	259.63	22:00	1471.7	256.2	1730.5	255.71
10:15	1471.7	248.4	1525.2	265.75	22:15	1471.7	251.9	1549.7	251.50
10:30	1471.7	250.7	1524.4	267.66	22:30	1471.7	248.9	1635.3	252.35
10:45	1471.7	245.3	1525.3	261.35	22:45	1471.7	247.2	1731.5	244.93
11:00	1471.7	245	1524.3	266.07	23:00	1471.7	245.6	1727.5	248.56
11:15	1471.7	246.7	1526.5	266.70	23:15	1471.7	243.1	1732.5	245.63
11:30	1471.7	247.8	1527.3	266.81	23:30	1471.7	242.5	1723.8	234.48
11:45	1471.7	244.4	1528.9	263.66	23:45	1471.7	241	1729.1	246.61

Yours faithfully,

Sign:
Pema Lhamo

Coincidental peak load of Day(Last year):	
274.06 MW	8-Aug-16
Maximum Load till date:	
344.02 MW	18-Mar-17



འབྲུག་རྒྱལ་ཁོ་ལས་འཛིན།

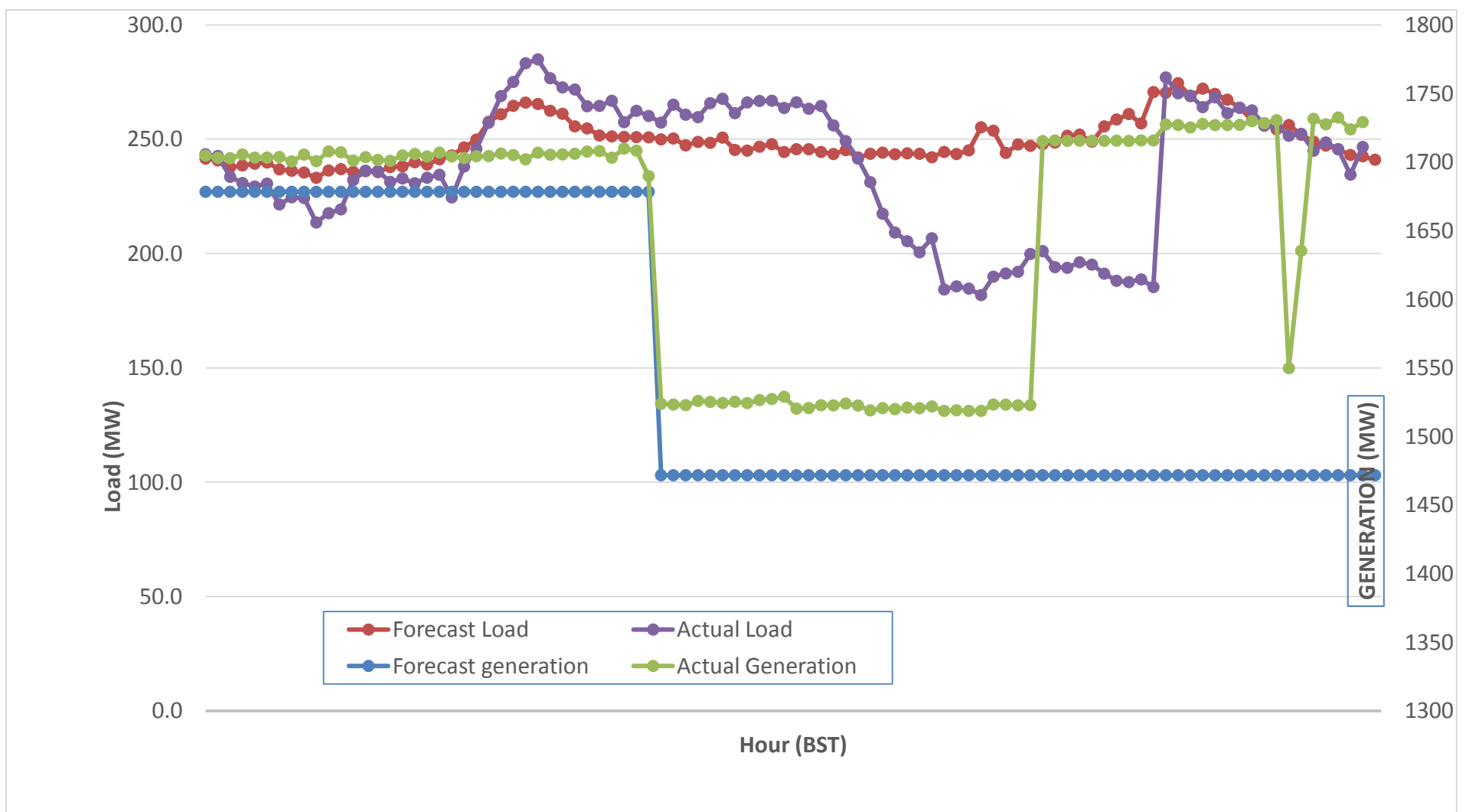
Bhutan Power Corporation Ltd.
 Bhutan Power System Operator
 Thimphu: Bhutan



Message No.: Enter your message number
 From: Shift In-charge, Control Room

Date: 9-Aug-17
 Time: 12:39

Forecast Generation & Load with Actual Generation & Load (08-Aug-2017).



Yours faithfully,

Sign:
Pema Lhamo

	MW
Peak Co-incident Generation(08-Aug-2017).	1732.47
Peak Co-incident Load(08-Aug-2017).	284.91

Coincidental peak load of Day(Last year):	
274.06 MW	8-Aug-16
Maximum Load till date:	
344.02 MW	18-Mar-17

Telephone: +975-02335631; Fax: +975-02335632; Email: bhutansystemoperator@bpc.bt; www.bpc.bt



འབྲུག་གྲོག་མེ་ལས་འཛིན།

Bhutan Power Corporation Ltd.
Bhutan Power System Operator
Thimphu: Bhutan



Message No.: Enter your message number
From: Shift In-charge, Control Room

Date: 9-Aug-17
Time: 12:39

To Forecast Generation & Load with Actual Generation & Load (08-Aug-2017).
Managing Director, BPC. Email: gemtshering@bpc.bt
Director, O&MD, DGPC. Email: director.umd@drukgreen.com
General Manager, TD, BPC. Email: thinleygyeltshen@bpc.bt
General Manager, DCSD, BPC. Email: sandeprai@bpc.bt
General Manager, BPSO, BPC. Email: ujjwaldahal@bpc.bt

Sub: Load Generation Balance Report from 00:00hrs to 09:00hrs (09-Aug-2017).

Hours (BST)	Forecast		Actual	
	Generation	Load	Generation	Load
0:00	1725	240.2	1731.5	243.66
0:15	1725	239.9	1728.8	247.32
0:30	1725	237.7	1725.6	243.53
0:45	1725	239	1725.1	243.31
1:00	1725	239.4	1725.1	242.14
1:15	1725	239.5	1727.8	239.78
1:30	1725	236.6	1731.0	239.66
1:45	1725	236.1	1727.0	239.73
2:00	1725	235.5	1729.9	239.86
2:15	1725	233.4	1730.0	246.52
2:30	1725	236.1	1730.1	247.89
2:45	1725	236.6	1728.0	239.03
3:00	1725	234.4	1727.7	242.95
3:15	1725	234.2	1726.0	246.25
3:30	1725	234.2	1727.0	246.78
3:45	1725	236.9	1717.2	246.01
4:00	1725	237.6	1729.2	251.88
4:15	1725	239.1	1728.5	251.88
4:30	1725	237.8	1729.0	248.26
4:45	1725	239.1	1730.8	240.55
5:00	1725	241.8	1733.9	246.80
5:15	1725	244.8	1730.4	255.45
5:30	1725	249.9	1733.4	256.73
5:45	1725	255	1732.0	271.68
6:00	1725	261.4	1732.3	274.65
6:15	1725	264.3	1732.7	280.72
6:30	1725	265.5	1733.4	284.82
6:45	1725	266.7	1731.9	286.14
7:00	1725	259.9	1730.6	285.95
7:15	1725	262.1	1730.8	282.35
7:30	1725	257.3	1724.8	279.70
7:45	1725	254.6	1730.6	279.38
8:00	1725	252.9	1730.0	274.59
8:15	1725	250.9	1725.1	271.16
8:30	1725	251.3	1729.5	277.39
8:45	1725	251.7	1727.7	259.16
9:00	1725	252.1	1728.7	267.34

Coincidental peak load of Day(Last year):	
274.06 MW	8-Aug-16
258.23 MW	
344.02 MW	18-Mar-17

Yours faithfully,

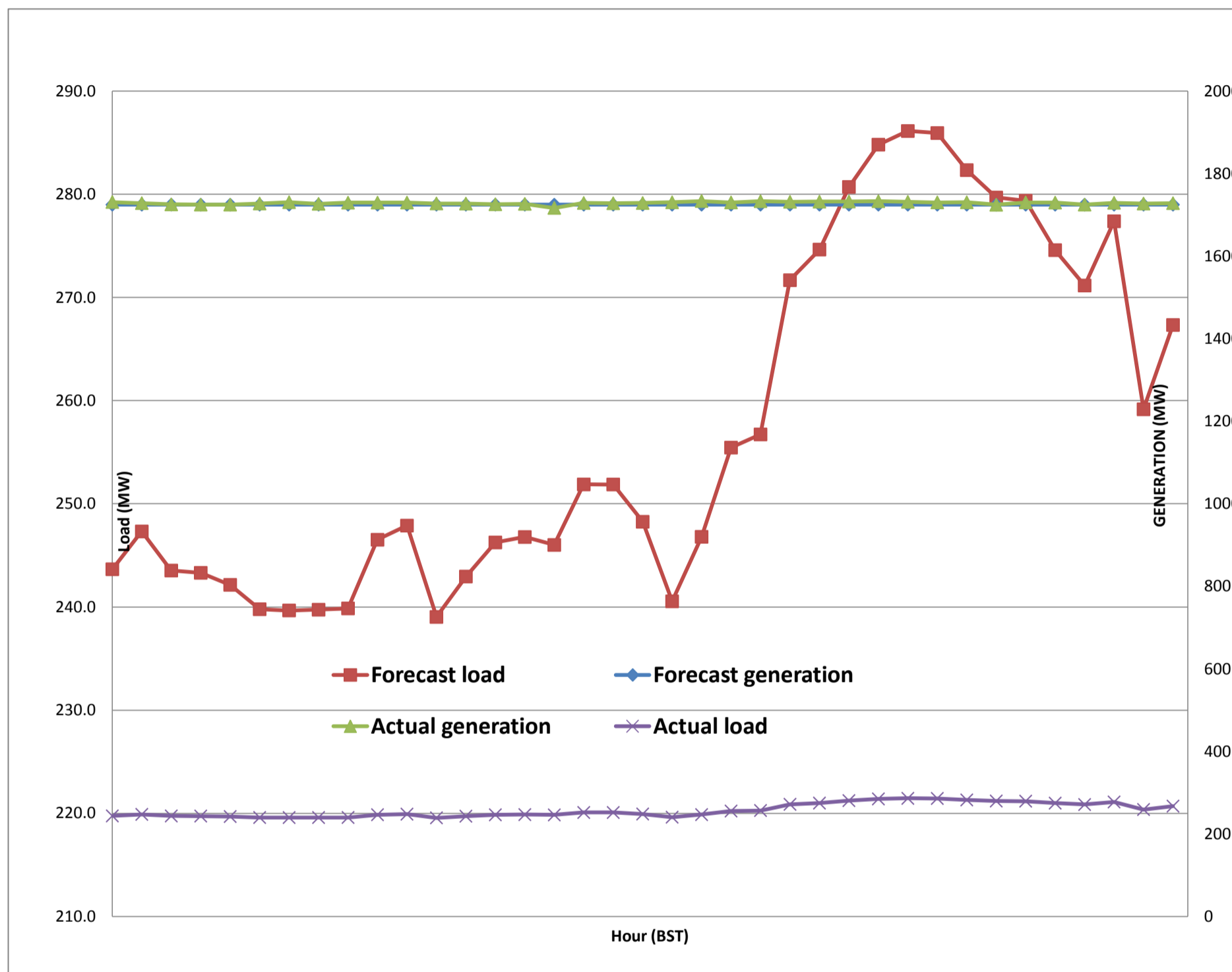
Sign:
Pema Lhamo



Message No.: Enter your message number
 From: Shift In-charge, Control Room

8/9/2017 12:39 9-Aug-17
 8/9/2017 12:39 12:39

Forecast Generation & Load with Actual Generation & Load of Today from 00:00hrs to 09:00hrs(09-Aug-2017).





འབྲུག་གྲོགས་ལས་ཁུངས་།
Bhutan Power Corporation Ltd.
Bhutan Power System Operator
 Thimphu: Bhutan



Message No.: Enter your message number
From: Shift In-charge, Control Room
Date: 9-Aug-17
Time: 12:39

To: Forecast Generation & Load with Actual Generation & Load (08-Aug-2017).
 Managing Director, BPC. Email: gemtshering@bpc.bt
 Director, O&MD, DGPC. Email: director.umd@drukgreen.com
 General Manager, TD, BPC. Email: ktobgye@bpc.bt
 General Manager, BPSO, BPC. Email: ujjwaldahal@bpc.bt
 Advisor, BPC. Email: bharattamang@bpc.bt

Sub: Scheduled Generation and Forcast Load of Tomorrow (10-Aug-2017).

Kindly find scheduled generation (MW) and load forecast (MW)

 ###

Hours (BST)	Forecast		Hours (BST)	Forecast	
	Generation	Load		Generation	Load
0:00	1725.4	240.40	12:00	1725.4	254
0:15	1725.4	239.10	12:15	1725.4	251.6
0:30	1725.4	235.60	12:30	1725.4	251.2
0:45	1725.4	236.80	12:45	1725.4	250.4
1:00	1725.4	236.40	13:00	1725.4	247.6
1:15	1725.4	236.90	13:15	1725.4	245.9
1:30	1725.4	233.60	13:30	1725.4	240.7
1:45	1725.4	233.30	13:45	1725.4	238.2
2:00	1725.4	231.90	14:00	1725.4	236.2
2:15	1725.4	228.80	14:15	1725.4	236
2:30	1725.4	230.90	14:30	1725.4	233.9
2:45	1725.4	232.60	14:45	1725.4	232
3:00	1725.4	233.80	15:00	1725.4	236.2
3:15	1725.4	234.20	15:15	1725.4	231.6
3:30	1725.4	233.50	15:30	1725.4	233.9
3:45	1725.4	235.40	15:45	1725.4	239
4:00	1725.4	236.00	16:00	1725.4	238.2
4:15	1725.4	237.00	16:15	1725.4	234.6
4:30	1725.4	236.80	16:30	1725.4	236.2
4:45	1725.4	238.00	16:45	1725.4	237.1
5:00	1725.4	237.60	17:00	1725.4	238.6
5:15	1725.4	244.20	17:15	1725.4	237.8
5:30	1725.4	248.50	17:30	1725.4	241.3
6:45	1725.4	256.40	17:45	1725.4	241.9
6:00	1725.4	263.10	18:00	1725.4	239.9
6:15	1725.4	267.40	18:15	1725.4	244.8
6:30	1725.4	268.60	18:30	1725.4	246.1
6:45	1725.4	269.10	18:45	1725.4	247.2
7:00	1725.4	264.20	19:00	1725.4	245.8
7:15	1725.4	264.40	19:15	1725.4	256
7:30	1725.4	260.40	19:30	1725.4	254.7
7:45	1725.4	255.30	19:45	1725.4	277.9
8:00	1725.4	255.20	20:00	1725.4	271.5
8:15	1725.4	254.10	20:15	1725.4	274
8:30	1725.4	252.20	20:30	1725.4	271.5
8:45	1725.4	253.90	20:45	1725.4	266.6
9:00	1725.4	252.80	21:00	1725.4	265.5
9:15	1725.4	252.80	21:15	1725.4	262.1
9:30	1725.4	253.50	21:30	1725.4	259.6
9:45	1725.4	253.70	21:45	1725.4	256.3
10:00	1725.4	252.40	22:00	1725.4	255.5
10:15	1725.4	253.40	22:15	1725.4	252.5
10:30	1725.4	252.90	22:30	1725.4	247.9
10:45	1725.4	252.00	22:45	1725.4	248
11:00	1725.4	252.50	23:00	1725.4	246
11:15	1725.4	255.10	23:15	1725.4	243.7
11:30	1725.4	256.20	23:30	1725.4	242.7
11:45	1725.4	253.10	23:45	1725.4	243

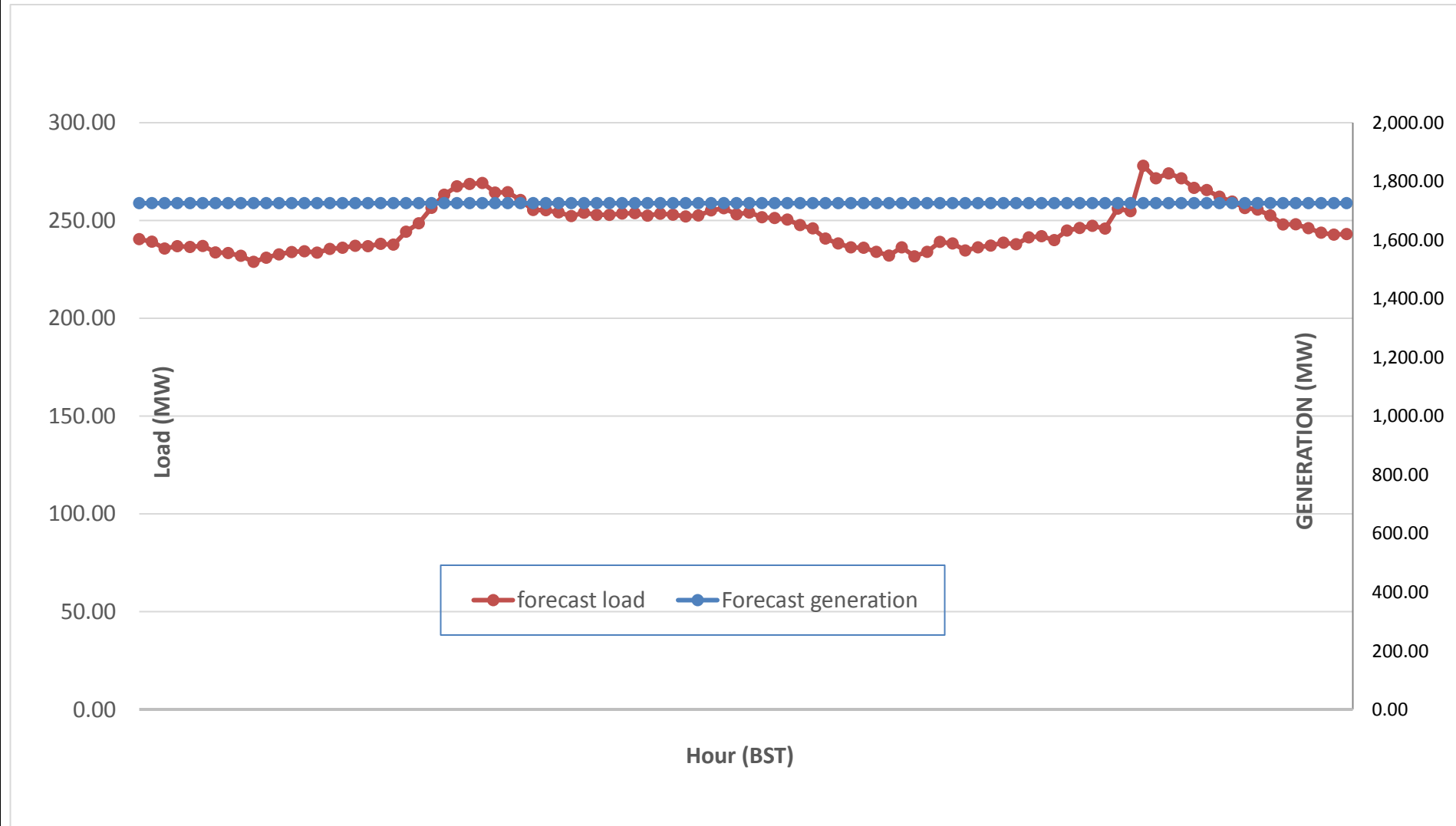
Yours faithfully,
 Sign:
 Pema Lhamo



Message No.: Enter your message number
 From: Shift In-charge, Control Room

Date: 9-Aug-17
 Time: 12:39

Scheduled Generation & Load Forecast for Tomorrow (10-Aug-2017).



Yours faithfully,

Sign:
Pema Lhamo

	MW
Scheduled Peak Generation(10-Aug-2017).	376.90
Forecast Peak Load(10-Aug-2017).	300.60