



འབྲུག་རྒྱལ་ཁོག་གི་འཕེལ་རྒྱུ་ལྷན་ཁག་།

Bhutan Power Corporation Ltd.
Bhutan Power System Operator
Thimphu: Bhutan



Message No.: Enter your message number
From: Shift In-charge, Control Room

Date: 8-Aug-17
Time: 10:26

To: Forecast Generation & Load with Actual Generation & Load (07-Aug-2017).
Managing Director, BPC. Email: gemtshering@bpc.bt
Director, O&MD, DGPC. Email: director.umd@drukgreen.com
General Manager, TD, BPC. Email: ktobgye@bpc.bt
General Manager, DCSD, BPC. Email: sandeeprai@bpc.bt
General Manager, BPSO, BPC. Email: ujjwaldahal@bpc.bt

Sub: Load Generation Balance Report of Yesterday (07-Aug-2017).

Hours (BST)	Forecast		Actual		Hours (BST)	Forecast		Actual	
	Generation	Load	Generation	Load		Generation	Load	Generation	Load
0:00	1738.4	238.4	1696.8	232.98	12:00	1556.7	247.5	1532.0	265.13
0:15	1737.5	237.5	1697.4	241.59	12:15	1556.7	248.2	1528.9	254.28
0:30	1733.5	233.5	1697.5	243.34	12:30	1556.7	246.3	1525.7	261.34
0:45	1734.5	234.5	1697.5	245.58	12:45	1556.7	245.1	1524.1	253.98
1:00	1735.6	235.6	1697.4	245.51	13:00	1556.7	247.3	1524.1	253.44
1:15	1736.1	236.1	1697.3	245.31	13:15	1556.7	242.2	1529.6	255.22
1:30	1732.3	232.3	1697.2	244.32	13:30	1556.7	243.6	1526.2	247.31
1:45	1730.5	230.5	1697.4	244.18	13:45	1556.7	244.6	1524.6	239.46
2:00	1730.3	230.3	1697.5	243.74	14:00	1556.7	243.7	1523.5	245.62
2:15	1727	227	1697.5	243.90	14:15	1556.7	244.2	1531.9	244.77
2:30	1731.4	231.4	1697.6	242.84	14:30	1556.7	243.8	1525.1	239.91
2:45	1732	232	1697.8	243.88	14:45	1556.7	244.7	1523.0	249.63
3:00	1730.5	230.5	1700.9	229.95	15:00	1556.7	246.9	1522.6	249.63
3:15	1732	232	1702.9	225.29	15:15	1556.7	247.2	1523.9	251.38
3:30	1730.8	230.8	1704.0	232.45	15:30	1556.7	246.9	1523.2	259.98
3:45	1734	234	1702.2	235.39	15:45	1556.7	259.3	1525.2	259.14
4:00	1733.5	233.5	1703.7	234.56	16:00	1741.3	260.1	1653.8	264.24
4:15	1736.1	236.1	1706.4	238.36	16:15	1741.3	248.4	1709.3	260.63
4:30	1734.9	234.9	1702.3	234.43	16:30	1741.3	250.9	1710.4	260.60
4:45	1737.5	237.5	1700.8	234.64	16:45	1741.3	248.9	1711.3	264.66
5:00	1739.8	239.8	1705.9	237.43	17:00	1741.3	248	1711.9	256.31
5:15	1741.3	244.1	1705.0	239.55	17:15	1741.3	248.9	1711.4	262.06
5:30	1741.3	248.2	1707.1	247.45	17:30	1741.3	251.9	1711.0	268.66
6:45	1741.3	257.9	1709.3	255.11	17:45	1741.3	252.7	1716.4	273.13
6:00	1741.3	262.5	1708.0	257.42	18:00	1741.3	249.8	1711.2	269.52
6:15	1741.3	267.2	1712.3	259.41	18:15	1741.3	256.2	1713.5	280.20
6:30	1741.3	269	1710.4	260.05	18:30	1741.3	257.7	1714.6	283.37
6:45	1741.3	267.5	1709.6	266.65	18:45	1741.3	261.6	1718.0	284.28
7:00	1741.3	264.7	1712.9	264.91	19:00	1741.3	249.6	1715.9	291.19
7:15	1741.3	262.8	1712.9	264.59	19:15	1741.3	264.7	1710.4	299.80
7:30	1741.3	259.4	1712.8	259.99	19:30	1741.3	271.1	1711.9	297.59
7:45	1741.3	258.6	1714.7	253.81	19:45	1741.3	271.1	1712.0	299.57
8:00	1741.3	254.5	1711.8	252.58	20:00	1741.3	269.8	1709.3	286.52
8:15	1741.3	254.3	1713.7	251.13	20:15	1741.3	270.8	1709.2	283.55
8:30	1741.3	255.3	1717.6	249.70	20:30	1741.3	266.7	1707.5	281.45
8:45	1556.7	253.9	1715.7	249.71	20:45	1741.3	264.6	1707.4	265.15
9:00	1556.7	253.7	1715.6	254.14	21:00	1741.3	261.1	1711.5	275.29
9:15	1556.7	252.4	1713.9	254.48	21:15	1741.3	258.1	1707.2	269.56
9:30	1556.7	252.5	1714.1	250.41	21:30	1741.3	251.4	1708.3	268.87
9:45	1556.7	248.3	1714.1	260.09	21:45	1741.3	254.9	1708.7	261.74
10:00	1556.7	250.4	1714.0	265.83	22:00	1741.3	255.1	1706.4	256.56
10:15	1556.7	249.7	1529.9	259.91	22:15	1741.3	250.2	1708.2	258.01
10:30	1556.7	253.8	1531.3	258.75	22:30	1741.3	249.2	1705.9	245.07
10:45	1556.7	246.5	1531.9	256.69	22:45	1741.3	246.8	1707.0	246.02
11:00	1556.7	245.9	1531.2	262.62	23:00	1741.3	246.8	1705.3	245.50
11:15	1556.7	248.3	1526.5	259.06	23:15	1741.3	243.7	1703.4	249.02
11:30	1556.7	249.5	1529.2	265.36	23:30	1741.3	245.6	1703.4	249.11
11:45	1556.7	245.6	1529.9	264.77	23:45	1741.3	242.4	1703.6	246.54

Yours faithfully,

Sign:
Tshering Choden

Coincidental peak load of Day(Last year):	
259.39 MW	7-Aug-16
Maximum Load till date:	
344.02 MW	18-Mar-17



འབྲུག་རྒྱལ་ཁོ་ལས་འཛིན།

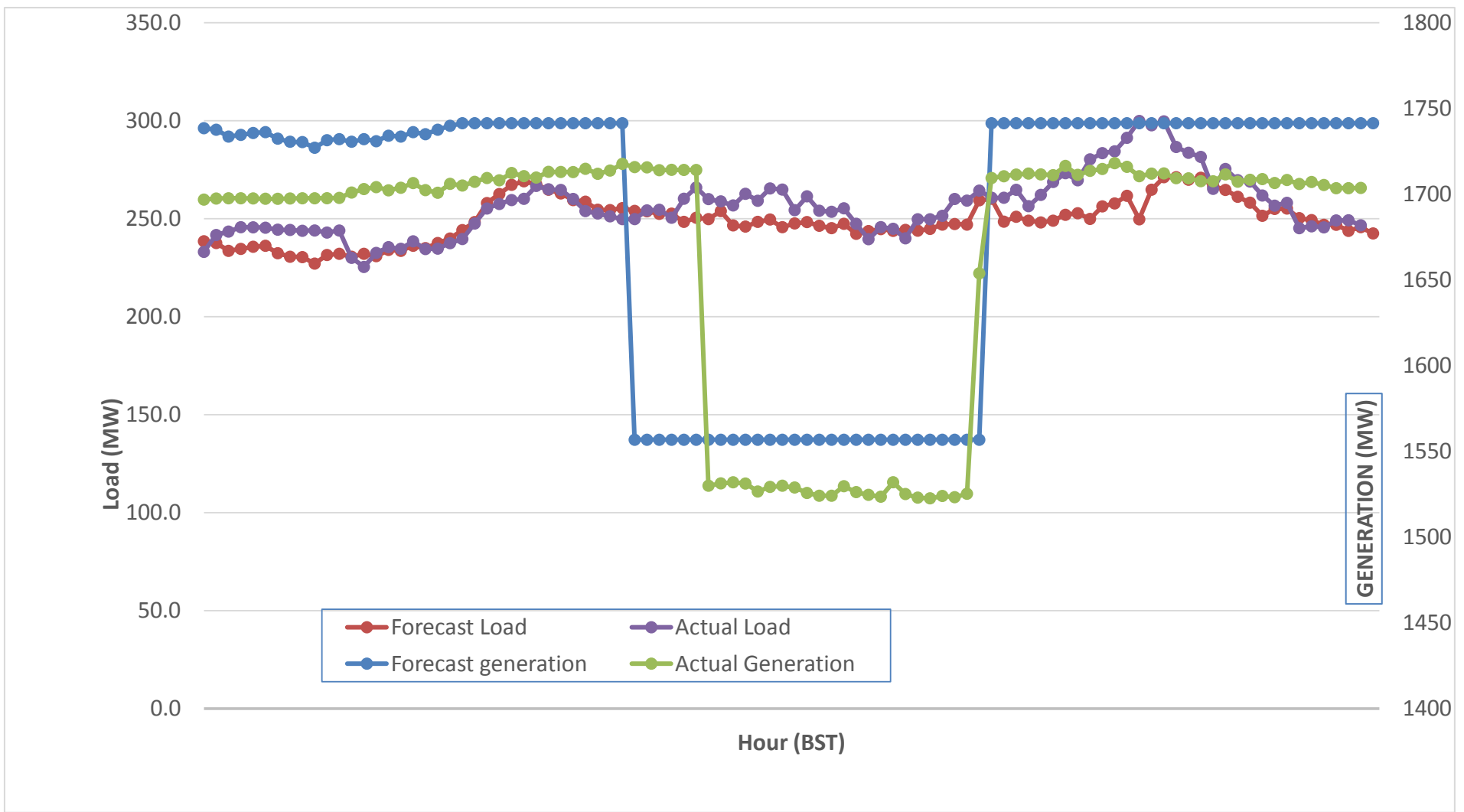
Bhutan Power Corporation Ltd.
 Bhutan Power System Operator
 Thimphu: Bhutan



Message No.: Enter your message number
 From: Shift In-charge, Control Room

Date: 8-Aug-17
 Time: 10:26

Forecast Generation & Load with Actual Generation & Load (07-Aug-2017).



Yours faithfully,

Sign:
Tshering Choden

	MW
Peak Co-incident Generation(07-Aug-2017).	1718.00
Peak Co-incident Load(07-Aug-2017).	299.80

Coincidental peak load of Day(Last year):	
259.39 MW	7-Aug-16
Maximum Load till date:	
344.02 MW	18-Mar-17



འབྲུག་གློག་ལེ་ལས་འཛིན།
Bhutan Power Corporation Ltd.
Bhutan Power System Operator
Thimphu: Bhutan



Message No.: Enter your message number
From: Shift In-charge, Control Room

Date: 8-Aug-17
Time: 10:26

To Forecast Generation & Load with Actual Generation & Load (07-Aug-2017).
 Managing Director, BPC. Email: gemtshering@bpc.bt
 Director, O&MD, DGPC. Email: director.omb@drukgreen.com
 General Manager, TD, BPC. Email: thinleygyeltshen@bpc.bt
 General Manager, DCSD, BPC. Email: sandeprai@bpc.bt
 General Manager, BPSO, BPC. Email: ujjwaldahal@bpc.bt

Sub: Load Generation Balance Report of Yesterday (07-Aug-2017).

Hours (BST)	Forecast		Actual	
	Generation	Load	Generation	Load
0:00	1678.3	241.5	1704.8	243.40
0:15	1678.3	240.7	1703.2	242.65
0:30	1678.3	237.7	1702.8	233.53
0:45	1678.3	238.5	1705.5	230.83
1:00	1678.3	239.3	1703.3	229.30
1:15	1678.3	239.8	1703.3	230.58
1:30	1678.3	236.8	1703.7	221.46
1:45	1678.3	236.2	1700.5	224.59
2:00	1678.3	235.4	1705.4	224.26
2:15	1678.3	233.1	1700.6	213.56
2:30	1678.3	236.3	1707.7	217.64
2:45	1678.3	236.9	1707.1	219.30
3:00	1678.3	235.7	1701.1	232.10
3:15	1678.3	236	1703.6	236.21
3:30	1678.3	235.6	1701.5	236.03
3:45	1678.3	237.8	1700.9	231.32
4:00	1678.3	238.1	1704.8	232.82
4:15	1678.3	239.9	1705.8	230.73
4:30	1678.3	238.9	1704.1	233.13
4:45	1678.3	241.2	1706.8	234.43
5:00	1678.3	242.9	1704.0	224.53
5:15	1678.3	246.4	1703.0	238.02
5:30	1678.3	249.8	1704.2	245.79
5:45	1678.3	257.6	1704.4	257.18
6:00	1678.3	260.9	1706.2	268.85
6:15	1678.3	264.6	1705.1	275.04
6:30	1678.3	266	1702.0	283.22
6:45	1678.3	265.4	1706.8	284.91
7:00	1678.3	262.4	1705.3	276.66
7:15	1678.3	261.1	1705.6	272.64
7:30	1678.3	255.6	1706.0	271.71
7:45	1678.3	254.7	1707.6	264.39
8:00	1678.3	251.6	1708.0	264.56
8:15	1678.3	251.2	1703.2	266.78
8:30	1678.3	251	1709.8	257.43
8:45	1678.3	250.9	1708.3	262.40
9:00	1678.3	250.8	1689.8	260.15

Coincidental peak load of Day(Last year):	
259.39 MW	7-Aug-16

258.23 MW	
344.02 MW	18-Mar-17

Yours faithfully,

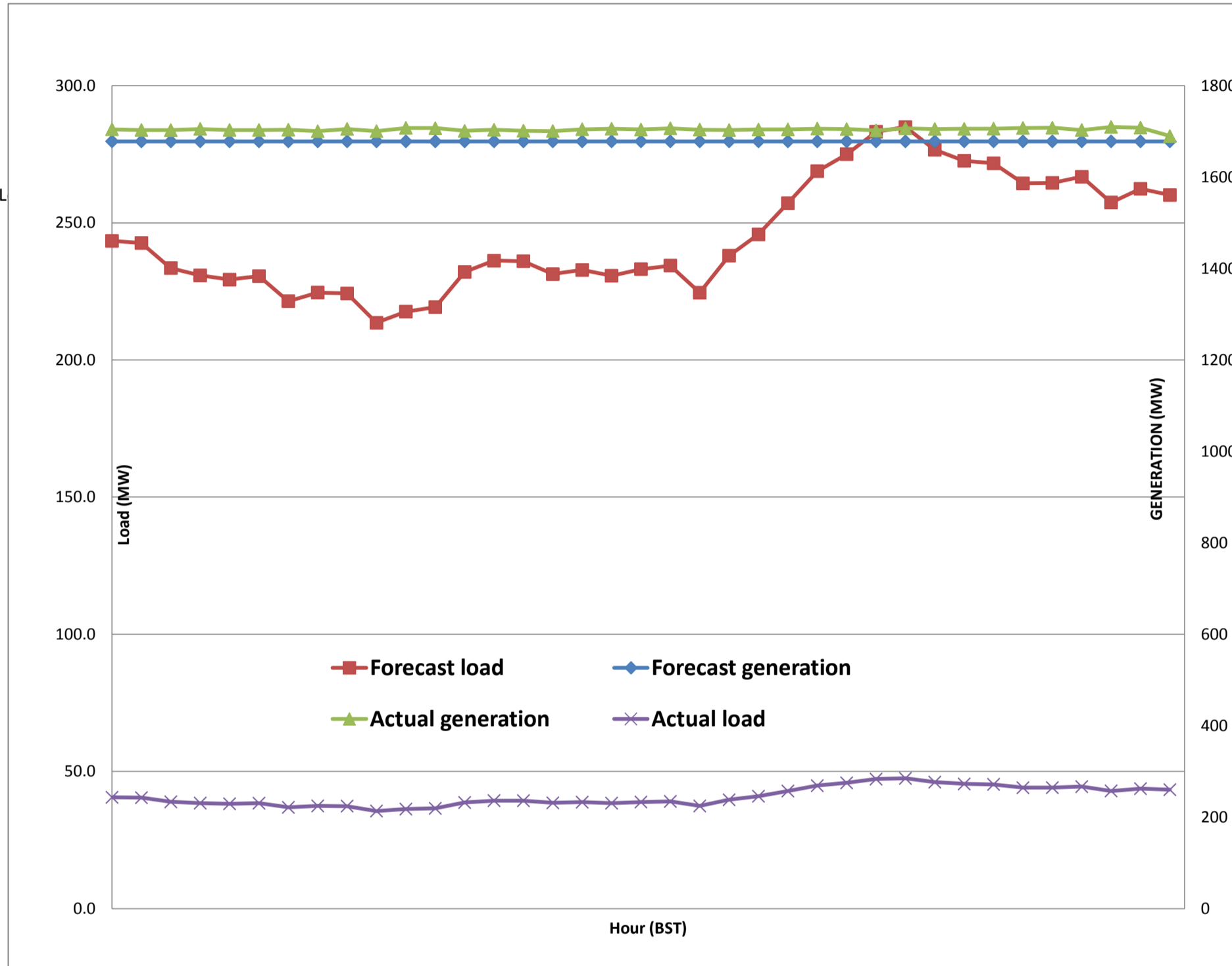
Sign:
 Tshering Choden



Message No.: Enter your message number
 From: Shift In-charge, Control Room

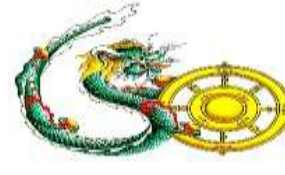
8/8/2017 10:26 8-Aug-17
 8/8/2017 10:26 10:26

Forecast Generation & Load with Actual Generation & Load of Today from 00:00hrs to 09:00hrs(08-Aug-2017).





འབྲུག་གྲོག་ལས་ཁུངས་ལྷན་ཁག།
Bhutan Power Corporation Ltd.
Bhutan Power System Operator
 Thimphu: Bhutan



Message No.: Enter your message number
From: Shift In-charge, Control Room
Date: 8-Aug-17
Time: 10:26

To: Forecast Generation & Load with Actual Generation & Load (07-Aug-2017).
 Managing Director, BPC. Email: gemtshering@bpc.bt
 Director, O&MD, DGPC. Email: director.umd@drukgreen.com
 General Manager, TD, BPC. Email: ktobgye@bpc.bt
 General Manager, BPSO, BPC. Email: ujjwaldahal@bpc.bt
 Advisor, BPC. Email: bharattamang@bpc.bt

Sub: Load Generation Balance Report of Yesterday (07-Aug-2017).

Kindly find scheduled generation (MW) and load forecast (MW)

 ###

Hours (BST)	Forecast		Hours (BST)	Forecast	
	Generation	Load		Generation	Load
0:00	1725	240.20	12:00	1725	251
0:15	1725	239.90	12:15	1725	248
0:30	1725	237.70	12:30	1725	248.5
0:45	1725	239.00	12:45	1725	246.6
1:00	1725	239.40	13:00	1725	247.5
1:15	1725	239.50	13:15	1725	246.1
1:30	1725	236.60	13:30	1725	240.3
1:45	1725	236.10	13:45	1725	243.2
2:00	1725	235.50	14:00	1725	244
2:15	1725	233.40	14:15	1725	245.8
2:30	1725	236.10	14:30	1725	244.1
2:45	1725	236.60	14:45	1725	244.2
3:00	1725	234.40	15:00	1725	245.8
3:15	1725	234.20	15:15	1725	246.9
3:30	1725	234.20	15:30	1725	249.8
3:45	1725	236.90	15:45	1725	257.2
4:00	1725	237.60	16:00	1725	256.2
4:15	1725	239.10	16:15	1725	249.3
4:30	1725	237.80	16:30	1725	251.1
4:45	1725	239.10	16:45	1725	252
5:00	1725	241.80	17:00	1725	251.3
5:15	1725	244.80	17:15	1725	252.1
5:30	1725	249.90	17:30	1725	256.4
6:45	1725	255.00	17:45	1725	257.8
6:00	1725	261.40	18:00	1725	254.7
6:15	1725	264.30	18:15	1725	261.1
6:30	1725	265.50	18:30	1725	264.5
6:45	1725	266.70	18:45	1725	266.4
7:00	1725	259.90	19:00	1725	264.5
7:15	1725	262.10	19:15	1725	277.9
7:30	1725	257.30	19:30	1725	276.8
7:45	1725	254.60	19:45	1725	279.8
8:00	1725	252.90	20:00	1725	274.5
8:15	1725	250.90	20:15	1725	276.4
8:30	1725	251.30	20:30	1725	274.5
8:45	1725	251.70	20:45	1725	268.7
9:00	1725	252.10	21:00	1725	266
9:15	1725	251.50	21:15	1725	261.7
9:30	1725	250.70	21:30	1725	259.5
9:45	1725	251.10	21:45	1725	255.8
10:00	1725	250.50	22:00	1725	256.1
10:15	1725	251.20	22:15	1725	253.3
10:30	1725	250.20	22:30	1725	247.9
10:45	1725	249.30	22:45	1725	248.5
11:00	1725	250.00	23:00	1725	245.8
11:15	1725	251.80	23:15	1725	244.4
11:30	1725	253.90	23:30	1725	244
11:45	1725	249.80	23:45	1725	242.4

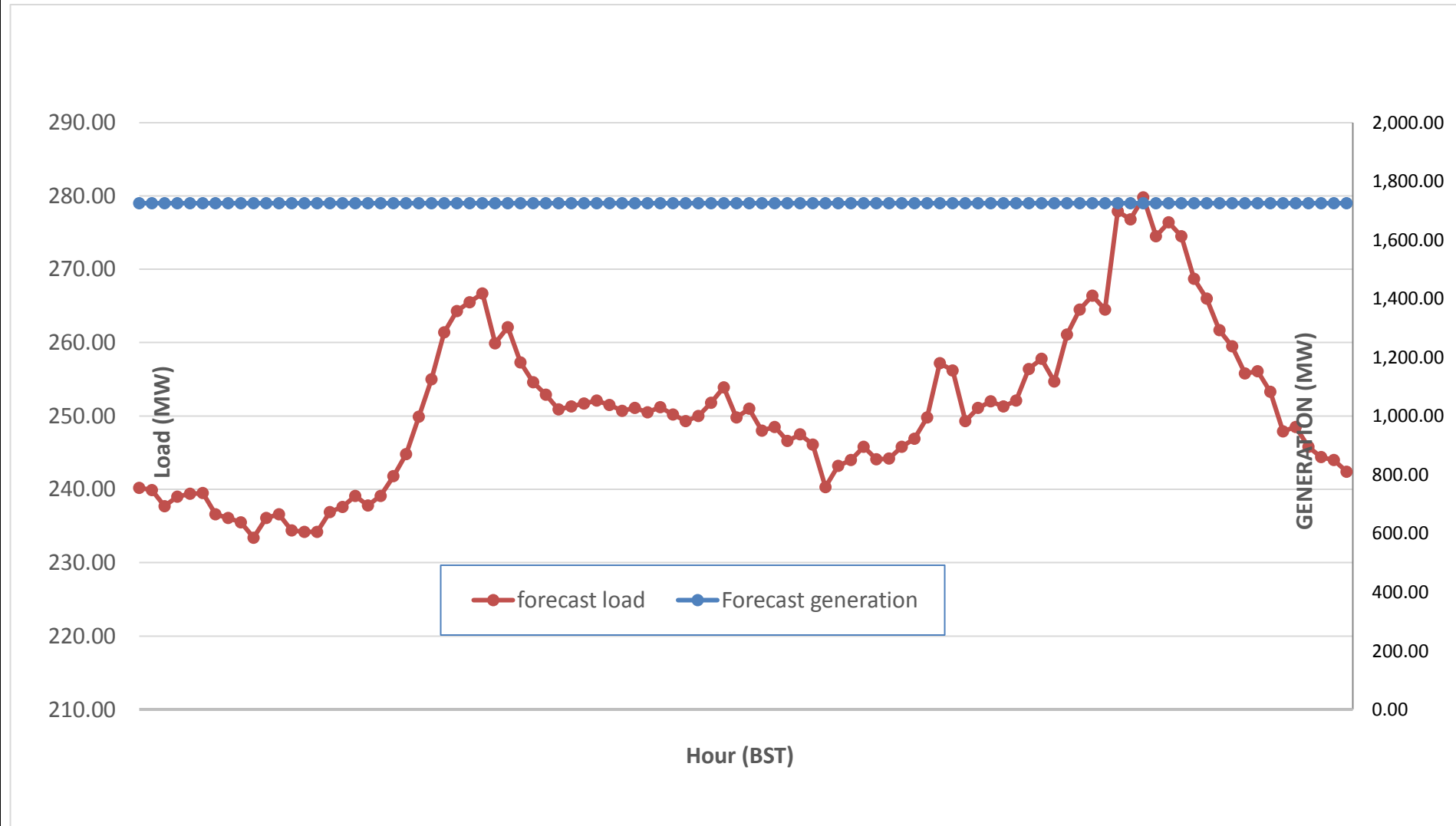
Yours faithfully,
 Sign:
 Tshering Choden



Message No.: Enter your message number
 From: Shift In-charge, Control Room

Date: 8-Aug-17
 Time: 10:26

Scheduled Generation & Load Forecast for Tomorrow (09-Aug-2017).



Yours faithfully,

Sign:
Tshering Choden

	MW
Scheduled Peak Generation(09-Aug-2017).	376.90
Forecast Peak Load(09-Aug-2017).	300.60