



འབྲུག་གློག་ལེ་ལས་འཛིན།

Bhutan Power Corporation Ltd.
Bhutan Power System Operator
Thimphu: Bhutan



Message No.: Enter your message number
From: Shift In-charge, Control Room

Date: 7-Aug-17
Time: 11:50

To: Forecast Generation & Load with Actual Generation & Load (06-Aug-2017).
Managing Director, BPC. Email: gemtshering@bpc.bt
Director, O&MD, DGPC. Email: director.umd@drukgreen.com
General Manager, TD, BPC. Email: ktobgye@bpc.bt
General Manager, DCSD, BPC. Email: sandeeprai@bpc.bt
General Manager, BPSO, BPC. Email: ujjwaldahal@bpc.bt

Sub: Load Generation Balance Report of Yesterday (06-Aug-2017).

Hours (BST)	Forecast		Actual		Hours (BST)	Forecast		Actual	
	Generation	Load	Generation	Load		Generation	Load	Generation	Load
0:00	1739.6	239.6	1720.7	254.27	12:00	1743.5	248.1	1720.5	239.95
0:15	1737.7	237.7	1720.8	254.96	12:15	1743.5	248	1720.5	237.81
0:30	1735	235	1720.6	253.57	12:30	1743.5	246.2	1720.7	237.67
0:45	1735	235	1720.7	254.26	12:45	1743.5	246.5	1720.6	237.54
1:00	1733	233	1720.8	252.76	13:00	1743.5	244.9	1720.5	238.25
1:15	1734.4	234.4	1720.8	253.10	13:15	1740.3	240.3	1720.5	240.29
1:30	1733.6	233.6	1720.9	253.25	13:30	1739.8	239.8	1720.6	242.99
1:45	1732.6	232.6	1721.1	255.25	13:45	1741.4	241.4	1720.6	242.01
2:00	1732.7	232.7	1721.2	253.17	14:00	1742.3	242.3	1720.5	242.46
2:15	1729.6	229.6	1721.3	252.84	14:15	1742.2	242.2	1720.7	242.35
2:30	1733.9	233.9	1721.3	253.31	14:30	1742.2	242.2	1720.3	242.57
2:45	1734.1	234.1	1720.7	253.64	14:45	1743.2	243.2	1705.0	236.11
3:00	1733.3	233.3	1721.1	252.97	15:00	1743.4	243.4	1712.8	238.04
3:15	1734.3	234.3	1720.9	253.38	15:15	1742.6	242.6	1712.8	230.44
3:30	1733.4	233.4	1721.0	250.21	15:30	1743	243	1710.5	237.41
3:45	1736.3	236.3	1720.8	250.45	15:45	1741.9	241.9	1708.9	238.88
4:00	1735.6	235.6	1721.0	251.73	16:00	1742.9	242.9	1707.8	228.16
4:15	1738	238	1720.8	255.87	16:15	1743.5	244.3	1708.9	234.70
4:30	1736.2	236.2	1720.8	254.73	16:30	1743.5	246.4	1711.3	235.21
4:45	1736.2	236.2	1720.7	253.82	16:45	1743.5	245.2	1713.0	240.26
5:00	1737.8	237.8	1720.7	255.47	17:00	1742.6	242.6	1708.1	242.82
5:15	1742.7	242.7	1720.8	255.76	17:15	1743.5	244.5	1704.9	247.59
5:30	1743.5	246.3	1721.0	256.98	17:30	1743.5	248.6	1707.1	246.90
6:45	1743.5	258.4	1720.6	257.65	17:45	1743.5	249.6	1707.5	249.12
6:00	1743.5	263.2	1720.8	259.33	18:00	1743.5	247	1707.0	243.68
6:15	1743.5	268.3	1721.0	259.28	18:15	1743.5	254.6	1707.3	248.79
6:30	1743.5	271.1	1720.7	258.66	18:30	1743.5	257.8	1703.4	265.69
6:45	1743.5	268.5	1720.1	261.02	18:45	1743.5	255.7	1704.3	253.64
7:00	1743.5	267.8	1720.4	258.29	19:00	1743.5	257.9	1706.8	276.78
7:15	1743.5	265.6	1719.7	257.37	19:15	1743.5	268	1706.6	284.90
7:30	1743.5	262	1719.3	245.15	19:30	1743.5	271.7	1706.6	282.52
7:45	1743.5	261.8	1720.2	244.24	19:45	1743.5	272.6	1706.3	278.61
8:00	1743.5	256.9	1720.2	240.50	20:00	1743.5	269.8	1701.4	282.58
8:15	1743.5	257.5	1720.3	241.95	20:15	1743.5	270.7	1705.3	276.11
8:30	1743.5	258.3	1719.7	239.37	20:30	1743.5	270.1	1704.3	272.45
8:45	1743.5	256.6	1719.8	238.84	20:45	1743.5	268.4	1703.3	270.39
9:00	1743.5	257.3	1719.6	240.56	21:00	1743.5	264.5	1704.4	270.94
9:15	1743.5	256.3	1719.6	243.23	21:15	1743.5	260.2	1700.9	269.48
9:30	1743.5	256.3	1719.8	244.91	21:30	1743.5	251.9	1703.9	268.00
9:45	1743.5	251.9	1719.8	243.45	21:45	1743.5	257.5	1703.8	259.88
10:00	1743.5	253.6	1719.3	243.87	22:00	1743.5	254.5	1702.4	252.39
10:15	1743.5	253	1720.5	243.68	22:15	1743.5	250.5	1699.3	251.29
10:30	1743.5	257.1	1720.4	241.01	22:30	1743.5	248.2	1700.9	245.65
10:45	1743.5	247.2	1720.3	241.60	22:45	1743.5	246.8	1700.0	244.98
11:00	1743.5	246.8	1720.3	241.47	23:00	1743.5	245	1704.3	244.80
11:15	1743.5	249.4	1720.2	241.16	23:15	1741.3	241.3	1699.6	244.54
11:30	1743.5	251.8	1720.7	242.68	23:30	1742.7	242.7	1699.1	237.41
11:45	1743.5	246	1720.9	243.88	23:45	1739.1	239.1	1698.3	238.00

Yours faithfully,

Sign:
Tshering Choden

Coincidental peak load of Day(Last year):	
259.39 MW	6-Aug-16
Maximum Load till date:	
344.02 MW	18-Mar-17



འབྲུག་རྒྱལ་ཁོ་ལས་འཛིན།

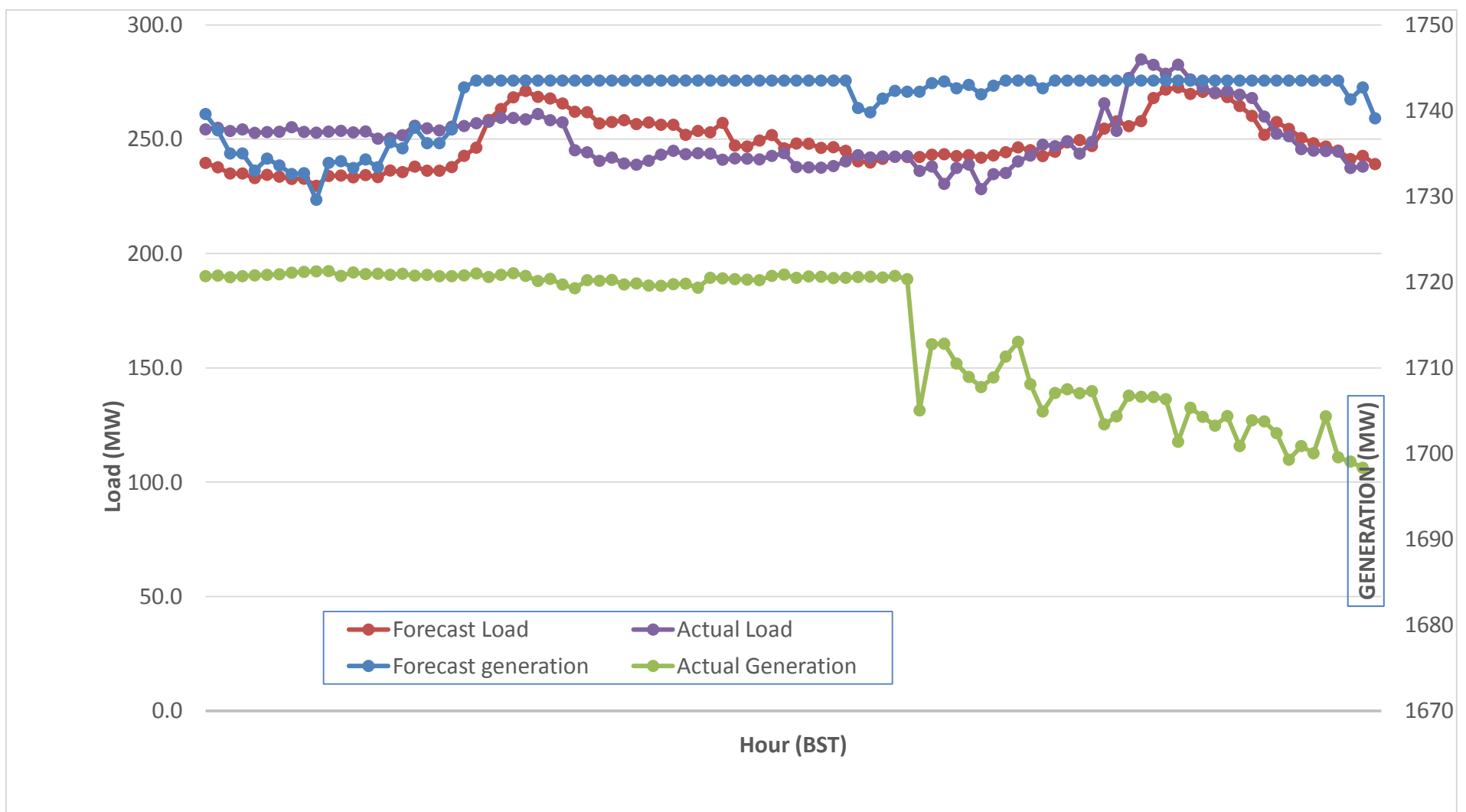
Bhutan Power Corporation Ltd.
 Bhutan Power System Operator
 Thimphu: Bhutan



Message No.: Enter your message number
 From: Shift In-charge, Control Room

Date: 7-Aug-17
 Time: 11:50

Forecast Generation & Load with Actual Generation & Load (06-Aug-2017).



Yours faithfully,

Sign:
Tshering Choden

	MW
Peak Co-incident Generation(06-Aug-2017).	1721.28
Peak Co-incident Load(06-Aug-2017).	284.90

Coincidental peak load of Day(Last year):	
259.39 MW	6-Aug-16
Maximum Load till date:	
344.02 MW	18-Mar-17



འབྲུག་གྲོག་མེ་ལས་འཛིན།

Bhutan Power Corporation Ltd.
Bhutan Power System Operator
Thimphu: Bhutan



Message No.: Enter your message number
From: Shift In-charge, Control Room

Date: 7-Aug-17
Time: 11:51

To Forecast Generation & Load with Actual Generation & Load (06-Aug-2017).
Managing Director, BPC. Email: gemtshering@bpc.bt
Director, O&MD, DGPC. Email: director.omb@drukgreen.com
General Manager, TD, BPC. Email: thinleygyeltshen@bpc.bt
General Manager, DCSD, BPC. Email: sandeprai@bpc.bt
General Manager, BPSO, BPC. Email: ujjwaldahal@bpc.bt

Sub: Load Generation Balance Report from 00:00hrs to 09:00hrs (07-Aug-2017).

Hours (BST)	Forecast		Actual	
	Generation	Load	Generation	Load
0:00	1738.4	238.4	1696.8	232.98
0:15	1737.5	237.5	1697.4	241.59
0:30	1733.5	233.5	1697.5	243.34
0:45	1734.5	234.5	1697.5	245.58
1:00	1735.6	235.6	1697.4	245.51
1:15	1736.1	236.1	1697.3	245.31
1:30	1732.3	232.3	1697.2	244.32
1:45	1730.5	230.5	1697.4	244.18
2:00	1730.3	230.3	1697.5	243.74
2:15	1727	227	1697.5	243.90
2:30	1731.4	231.4	1697.6	242.84
2:45	1732	232	1697.8	243.88
3:00	1730.5	230.5	1700.9	229.95
3:15	1732	232	1702.9	225.29
3:30	1730.8	230.8	1704.0	232.45
3:45	1734	234	1702.2	235.39
4:00	1733.5	233.5	1703.7	234.56
4:15	1736.1	236.1	1706.4	238.36
4:30	1734.9	234.9	1702.3	234.43
4:45	1737.5	237.5	1700.8	234.64
5:00	1739.8	239.8	1705.9	237.43
5:15	1741.3	244.1	1705.0	239.55
5:30	1741.3	248.2	1707.1	247.45
5:45	1741.3	257.9	1709.3	255.11
6:00	1741.3	262.5	1708.0	257.42
6:15	1741.3	267.2	1712.3	259.41
6:30	1741.3	269	1710.4	260.05
6:45	1741.3	267.5	1709.6	266.65
7:00	1741.3	264.7	1712.9	264.91
7:15	1741.3	262.8	1712.9	264.59
7:30	1741.3	259.4	1712.8	259.99
7:45	1741.3	258.6	1714.7	253.81
8:00	1741.3	254.5	1711.8	252.58
8:15	1741.3	254.3	1713.7	251.13
8:30	1741.3	255.3	1717.6	249.70
8:45	1556.7	253.9	1715.7	249.71
9:00	1556.7	253.7	1715.6	254.14

Coincidental peak load of Day(Last year):	
259.39 MW	6-Aug-16
258.23 MW	
344.02 MW	18-Mar-17

Yours faithfully,

Sign:
Tshering Choden

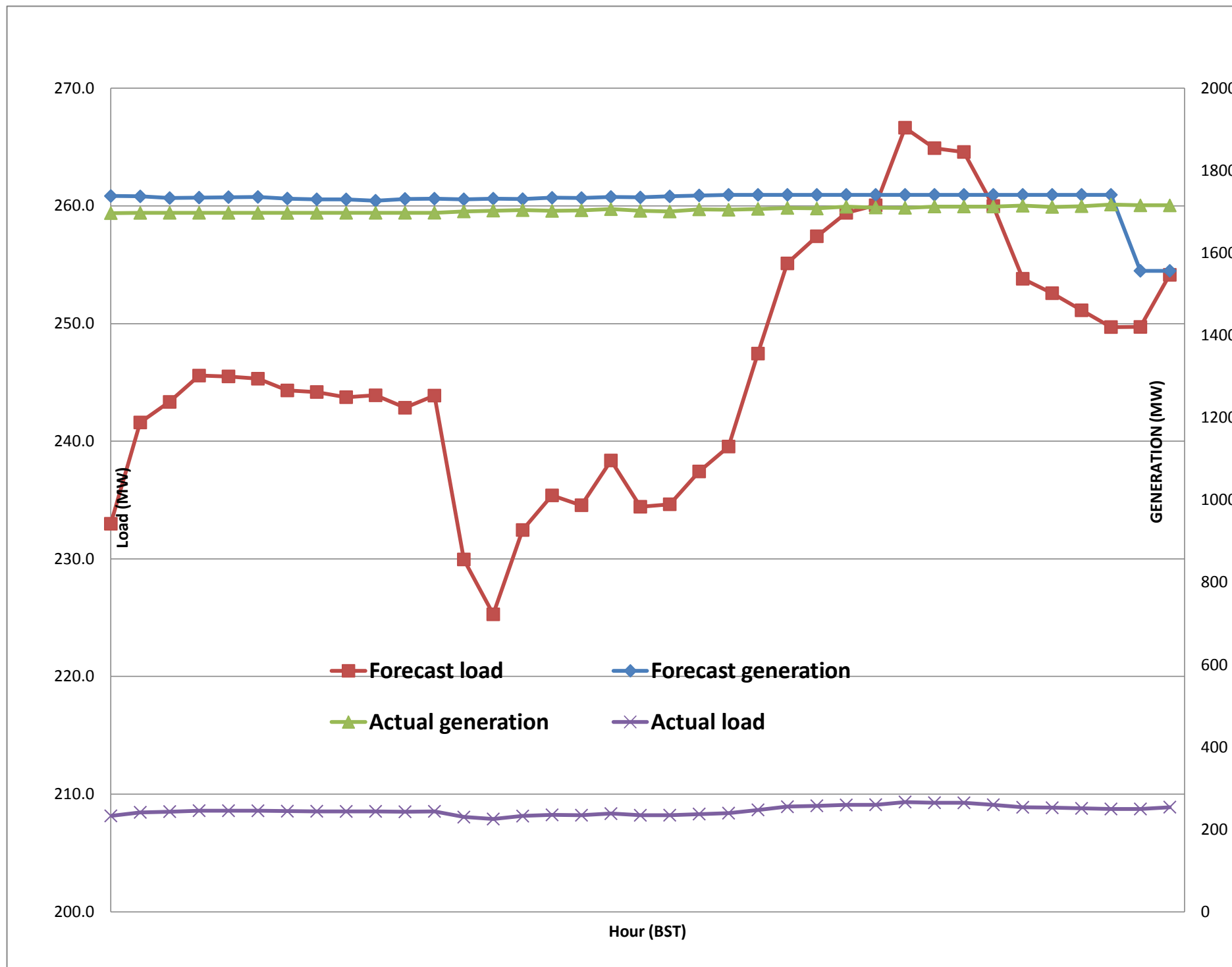
Telephone: +975-02335631; Fax: +975-02335632; Email: bhutansystemoperator@bpc.bt; www.bpc.bt



Message No.: Enter your message number
 From: Shift In-charge, Control Room

Date: 7-Aug-17
 Time: 11:50

Forecast Generation & Load with Actual Generation & Load of Today from 00:00hrs to 09:00hrs(07-Aug-2017).





འབྲུག་གྲོག་ལས་ཁུངས་ལྷན་ཁག།
Bhutan Power Corporation Ltd.
Bhutan Power System Operator
 Thimphu: Bhutan



Message No.: Enter your message number **Date:** 7-Aug-17
From: Shift In-charge, Control Room **Time:** 11:50

To: Forecast Generation & Load with Actual Generation & Load (06-Aug-2017).
 Managing Director, BPC. Email: gemtshering@bpc.bt
 Director, O&MD, DGPC. Email: director.umd@drukgreen.com
 General Manager, TD, BPC. Email: ktobgye@bpc.bt
 General Manager, BPSO, BPC. Email: ujjwaldahal@bpc.bt
 Advisor, BPC. Email: bharattamang@bpc.bt

Sub: Scheduled Generation and Forcast Load of Tomorrow (08-Aug-2017).

Kindly find scheduled generation (MW) and load forecast (MW)

Hours (BST)	Forecast		Hours (BST)	Forecast	
	Generation	Load		Generation	Load
0:00	1678.3	241.50	12:00	1471.7	245.6
0:15	1678.3	240.70	12:15	1471.7	245.6
0:30	1678.3	237.70	12:30	1471.7	244.4
0:45	1678.3	238.50	12:45	1471.7	243.5
1:00	1678.3	239.30	13:00	1471.7	245.2
1:15	1678.3	239.80	13:15	1471.7	242
1:30	1678.3	236.80	13:30	1471.7	243.6
1:45	1678.3	236.20	13:45	1471.7	244.1
2:00	1678.3	235.40	14:00	1471.7	243.4
2:15	1678.3	233.10	14:15	1471.7	243.8
2:30	1678.3	236.30	14:30	1471.7	243.6
2:45	1678.3	236.90	14:45	1471.7	242.1
3:00	1678.3	235.70	15:00	1471.7	244.4
3:15	1678.3	236.00	15:15	1471.7	243.5
3:30	1678.3	235.60	15:30	1471.7	245.1
3:45	1678.3	237.80	15:45	1471.7	255.2
4:00	1678.3	238.10	16:00	1471.7	253.7
4:15	1678.3	239.90	16:15	1471.7	244
4:30	1678.3	238.90	16:30	1471.7	247.7
4:45	1678.3	241.20	16:45	1471.7	247.1
5:00	1678.3	242.90	17:00	1471.7	247.8
5:15	1678.3	246.40	17:15	1471.7	248.5
5:30	1678.3	249.80	17:30	1471.7	251.5
6:45	1678.3	257.60	17:45	1471.7	252
6:00	1678.3	260.90	18:00	1471.7	248.9
6:15	1678.3	264.60	18:15	1471.7	255.6
6:30	1678.3	266.00	18:30	1471.7	258.6
6:45	1678.3	265.40	18:45	1471.7	261
7:00	1678.3	262.40	19:00	1471.7	256.9
7:15	1678.3	261.10	19:15	1471.7	270.6
7:30	1678.3	255.60	19:30	1471.7	270.3
7:45	1678.3	254.70	19:45	1471.7	274.5
8:00	1678.3	251.60	20:00	1471.7	268.8
8:15	1678.3	251.20	20:15	1471.7	272.1
8:30	1678.3	251.00	20:30	1471.7	269.8
8:45	1678.3	250.90	20:45	1471.7	267.3
9:00	1678.3	250.80	21:00	1471.7	263.8
9:15	1471.7	249.90	21:15	1471.7	258.2
9:30	1471.7	250.30	21:30	1471.7	257
9:45	1471.7	247.30	21:45	1471.7	254.3
10:00	1471.7	248.80	22:00	1471.7	256.2
10:15	1471.7	248.40	22:15	1471.7	251.9
10:30	1471.7	250.70	22:30	1471.7	248.9
10:45	1471.7	245.30	22:45	1471.7	247.2
11:00	1471.7	245.00	23:00	1471.7	245.6
11:15	1471.7	246.70	23:15	1471.7	243.1
11:30	1471.7	247.80	23:30	1471.7	242.5
11:45	1471.7	244.40	23:45	1471.7	241

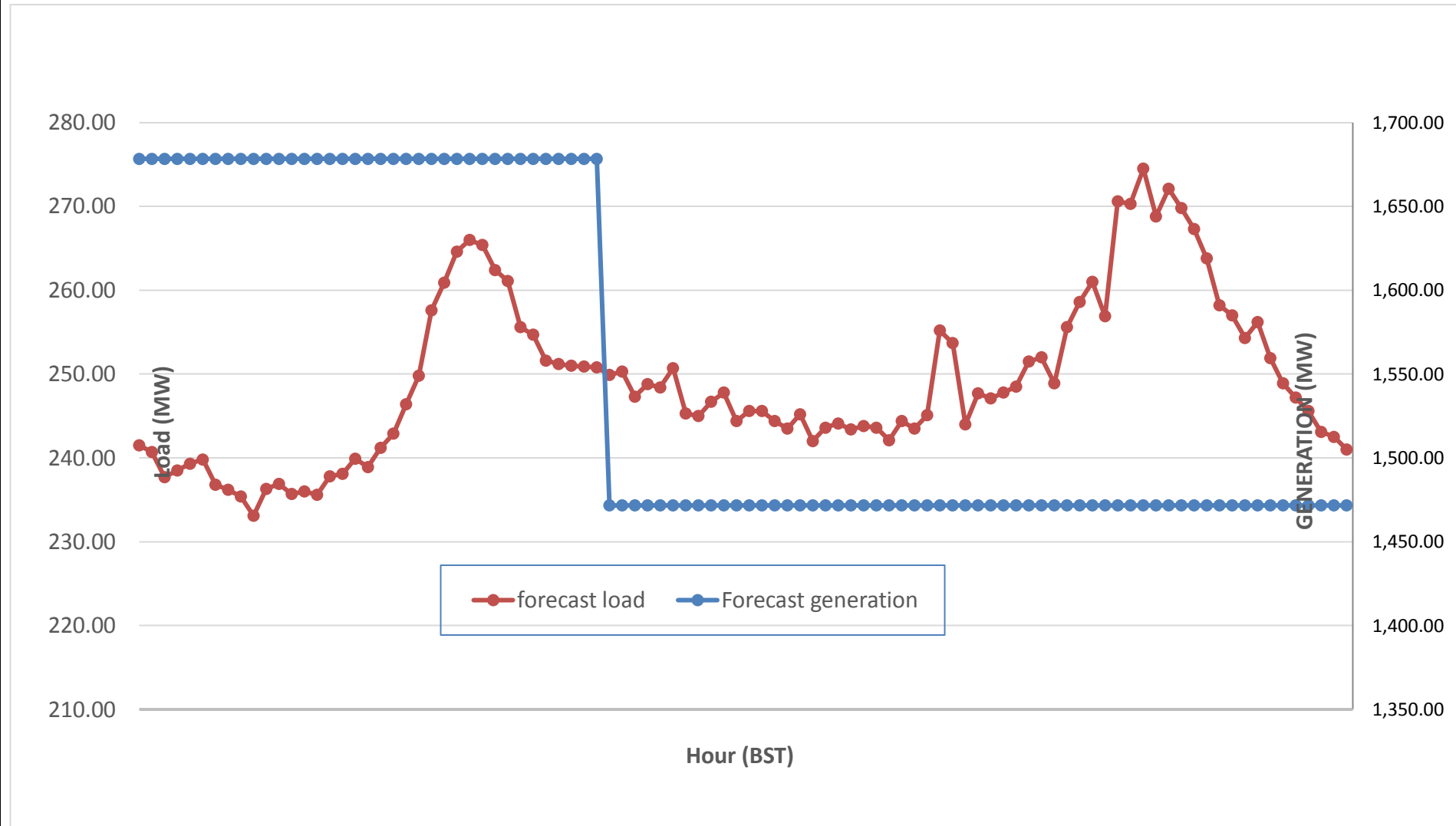
Yours faithfully,
 Sign:
 Tshering Choden



Message No.: Enter your message number
 From: Shift In-charge, Control Room

Date: 7-Aug-17
 Time: 11:50

Scheduled Generation & Load Forecast for Tomorrow (08-Aug-2017).



Yours faithfully,

Sign:
Tshering Choden

	MW
Scheduled Peak Generation(08-Aug-2017).	376.90
Forecast Peak Load(08-Aug-2017).	300.60