



འབྲུག་གྲོག་མོ་ལས་འཛིན།

Bhutan Power Corporation Ltd.
Bhutan Power System Operator
Thimphu: Bhutan



Message No.: Enter your message number
From: Shift In-charge, Control Room

Date: 2-Aug-17
Time: 10:30

To: Forecast Generation & Load with Actual Generation & Load (01-Aug-2017).
Managing Director, BPC. Email: gemtshering@bpc.bt
Director, O&MD, DGPC. Email: director.umd@drukgreen.com
General Manager, TD, BPC. Email: ktobgye@bpc.bt
General Manager, DCSD, BPC. Email: sandeeprai@bpc.bt
General Manager, BPSO, BPC. Email: ujjwaldahal@bpc.bt

Sub: Load Generation Balance Report of Yesterday (01-Aug-2017).

Hours (BST)	Forecast		Actual		Hours (BST)	Forecast		Actual	
	Generation	Load	Generation	Load		Generation	Load	Generation	Load
0:00	1729.6	243.5	1702.5	247.57	12:00	1729.6	253.9	1700.3	255.69
0:15	1729.6	242.7	1702.0	233.34	12:15	1729.6	250.5	1696.8	257.80
0:30	1729.6	239.9	1705.3	242.26	12:30	1729.6	246.6	1698.4	259.01
0:45	1729.6	240.9	1703.7	235.86	12:45	1729.6	246.1	1697.2	258.17
1:00	1729.6	241.3	1707.6	241.26	13:00	1729.6	244.6	1699.9	265.45
1:15	1729.6	242.1	1703.8	232.21	13:15	1729.6	245.7	1697.7	261.62
1:30	1729.6	242.1	1702.6	235.95	13:30	1729.6	242.1	1698.6	265.47
1:45	1729.6	236.3	1702.8	236.92	13:45	1729.6	243	1698.8	264.86
2:00	1729.6	238.2	1702.8	230.04	14:00	1729.6	243.5	1698.3	262.79
2:15	1729.6	237.9	1704.5	225.11	14:15	1729.6	243.3	1699.2	261.01
2:30	1729.6	239.2	1709.6	231.06	14:30	1729.6	244.1	1700.2	257.99
2:45	1729.6	238.4	1704.6	228.29	14:45	1729.6	245.2	1699.8	260.66
3:00	1729.6	239.8	1707.1	232.95	15:00	1729.6	241	1696.4	262.57
3:15	1729.6	239.1	1706.0	232.55	15:15	1729.6	240.4	1698.2	262.63
3:30	1729.6	238.1	1704.5	231.25	15:30	1729.6	240.2	1696.8	259.37
3:45	1729.6	240.5	1702.2	234.47	15:45	1729.6	236.6	1698.9	253.68
4:00	1729.6	239.7	1701.4	238.26	16:00	1729.6	240.1	1698.4	259.63
4:15	1729.6	242.6	1703.9	236.61	16:15	1729.6	240.5	1700.0	263.63
4:30	1729.6	242.2	1704.3	239.28	16:30	1729.6	242.6	1697.1	261.13
4:45	1729.6	240.4	1704.1	233.31	16:45	1729.6	242	1699.6	246.09
5:00	1729.6	239.6	1704.8	240.93	17:00	1729.6	246	1700.6	246.88
5:15	1729.6	242.6	1706.3	245.14	17:15	1729.6	248.3	1696.1	248.02
5:30	1729.6	246.9	1701.4	245.11	17:30	1729.6	246.1	1702.5	246.23
6:45	1729.6	253.2	1700.1	269.54	17:45	1729.6	249.6	1702.3	245.65
6:00	1729.6	256.9	1703.5	266.28	18:00	1729.6	251.5	1701.7	249.38
6:15	1729.6	261.6	1700.2	282.21	18:15	1729.6	259.3	1703.7	250.72
6:30	1729.6	266.8	1701.5	270.38	18:30	1729.6	261.3	1703.9	249.88
6:45	1729.6	269.5	1702.7	272.13	18:45	1729.6	266.3	1701.8	265.26
7:00	1729.6	268.2	1702.4	272.53	19:00	1729.6	269.8	1611.8	238.98
7:15	1729.6	267.4	1702.9	271.05	19:15	1729.6	275	1690.0	239.14
7:30	1729.6	265.1	1702.9	269.66	19:30	1729.6	275.5	1700.8	261.20
7:45	1729.6	263.3	1703.1	268.66	19:45	1729.6	279.4	1651.5	249.03
8:00	1729.6	261.9	1703.2	268.07	20:00	1729.6	276.7	1665.6	253.44
8:15	1729.6	260.6	1702.9	266.20	20:15	1729.6	273.4	1703.8	249.13
8:30	1729.6	259.7	1703.3	271.48	20:30	1729.6	272.4	1704.4	246.47
8:45	1729.6	259.4	1703.4	271.02	20:45	1729.6	270.8	1702.7	244.49
9:00	1729.6	259.2	1700.0	262.62	21:00	1729.6	267.7	1717.8	249.44
9:15	1729.6	261.3	1701.0	258.31	21:15	1729.6	262.2	1715.4	245.95
9:30	1729.6	259.1	1701.5	256.13	21:30	1729.6	261.1	1729.4	243.18
9:45	1729.6	251	1698.8	258.07	21:45	1729.6	260.5	1733.5	245.37
10:00	1729.6	253.2	1702.2	258.91	22:00	1729.6	255.5	1738.6	244.43
10:15	1729.6	253.5	1702.5	256.89	22:15	1729.6	253.8	1735.0	240.53
10:30	1729.6	253.8	1704.8	257.01	22:30	1729.6	252	1734.8	241.21
10:45	1729.6	252.4	1704.8	257.55	22:45	1729.6	251.9	1735.6	235.29
11:00	1729.6	250.7	1704.8	256.81	23:00	1729.6	251.1	1736.0	237.35
11:15	1729.6	252.6	1704.8	260.37	23:15	1729.6	249	1737.6	230.97
11:30	1729.6	254.7	1698.0	273.33	23:30	1729.6	248.8	1736.5	231.36
11:45	1729.6	255.1	1701.9	255.89	23:45	1729.6	246.2	1739.0	224.18

Remarks-no forecast generation and load due to problem with RSC

Yours faithfully,

Sign:
Phub Zam

Coincidental peak load of Day(Last year):	
241.62	1-Aug-16
Maximum Load till date:	
344.02 MW	18-Mar-17



འབྲུག་གྲོག་མེ་ལས་འཛིན།

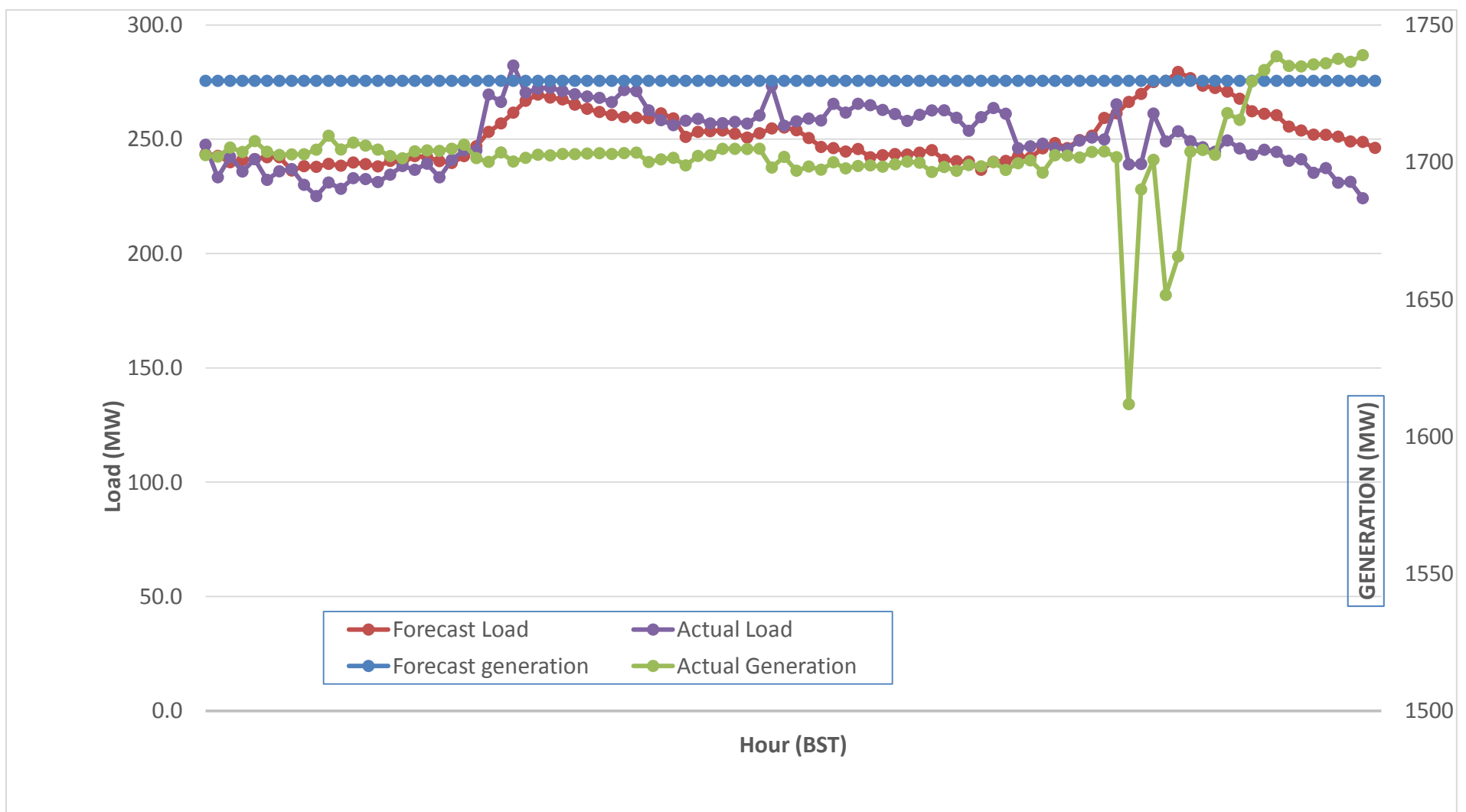
Bhutan Power Corporation Ltd.
 Bhutan Power System Operator
 Thimphu: Bhutan



Message No.: Enter your message number
 From: Shift In-charge, Control Room

Date: 2-Aug-17
 Time: 10:30

Forecast Generation & Load with Actual Generation & Load (01-Aug-2017).



Yours faithfully,

Sign:
Phub Zam

	Coincidental peak load of Day(Last year):	
	241.62	1-Aug-16

Maximum Load till date:	
344.02 MW	18-Mar-17

Telephone: +975-02335631; Fax: +975-02335632; Email: bhutansystemoperator@bpc.bt; www.bpc.bt



ལྷན་སྐྱོང་གི་ལས་འཛིན།

Bhutan Power Corporation Ltd.
Bhutan Power System Operator
Thimphu: Bhutan



Message No.: Enter your message number
From: Shift In-charge, Control Room

Date: 2-Aug-17
Time: 10:33

To Forecast Generation & Load with Actual Generation & Load (01-Aug-2017).
Managing Director, BPC. Email: gemtshering@bpc.bt
Director, O&MD, DGPC. Email: director.umd@drukgreen.com
General Manager, TD, BPC. Email: thinleygyeltshen@bpc.bt
General Manager, DCSD, BPC. Email: sandeprai@bpc.bt
General Manager, BPSO, BPC. Email: ujjwaldahal@bpc.bt

Sub: Load Generation Balance Report from 00:00hrs to 09:00hrs (02-Aug-2017).

Hours (BST)	Forecast		Actual	
	Generation	Load	Generation	Load
0:00	1713.7	241	1738.1	223.50
0:15	1713.7	240.1	1737.1	222.80
0:30	1713.7	237.6	1738.4	217.68
0:45	1713.7	239.2	1738.9	220.28
1:00	1713.7	239.3	1735.5	213.66
1:15	1713.7	240	1739.4	215.58
1:30	1713.7	240.1	1734.8	220.99
1:45	1713.7	234.6	1733.9	214.96
2:00	1713.7	236.1	1735.0	223.71
2:15	1713.7	234.2	1736.8	227.95
2:30	1713.7	238.1	1738.4	229.94
2:45	1713.7	237.9	1738.3	229.79
3:00	1713.7	237.9	1735.3	225.88
3:15	1713.7	237.8	1735.4	225.00
3:30	1713.7	236.9	1735.7	229.70
3:45	1713.7	239.3	1735.7	230.29
4:00	1713.7	239.1	1736.1	230.21
4:15	1713.7	241	1733.4	231.13
4:30	1713.7	241.2	1733.5	222.68
4:45	1713.7	239.2	1735.3	222.24
5:00	1713.7	239.3	1736.7	234.36
5:15	1713.7	242.7	1730.7	237.41
5:30	1713.7	249.1	1737.5	249.13
5:45	1713.7	255.1	1737.9	257.91
6:00	1713.7	258.1	1732.0	256.97
6:15	1713.7	262.9	1731.6	265.35
6:30	1713.7	269	1728.6	267.73
6:45	1713.7	270.1	1734.2	264.20
7:00	1713.7	268.7	1731.9	267.01
7:15	1713.7	267.8	1731.2	259.07
7:30	1713.7	264.8	1728.8	262.02
7:45	1713.7	262.6	1731.6	258.11
8:00	1713.7	261.8	1725.8	251.95
8:15	1713.7	260.2	1730.9	253.57
8:30	1713.7	259.9	1723.4	258.02
8:45	1713.7	259.5	1728.6	252.38
9:00	1713.7	259.5	1728.0	250.77

Coincidental peak load of Day(Last year):	
241.62	1-Aug-16
258.23 MW	
344.02 MW	18-Mar-17

Yours faithfully,

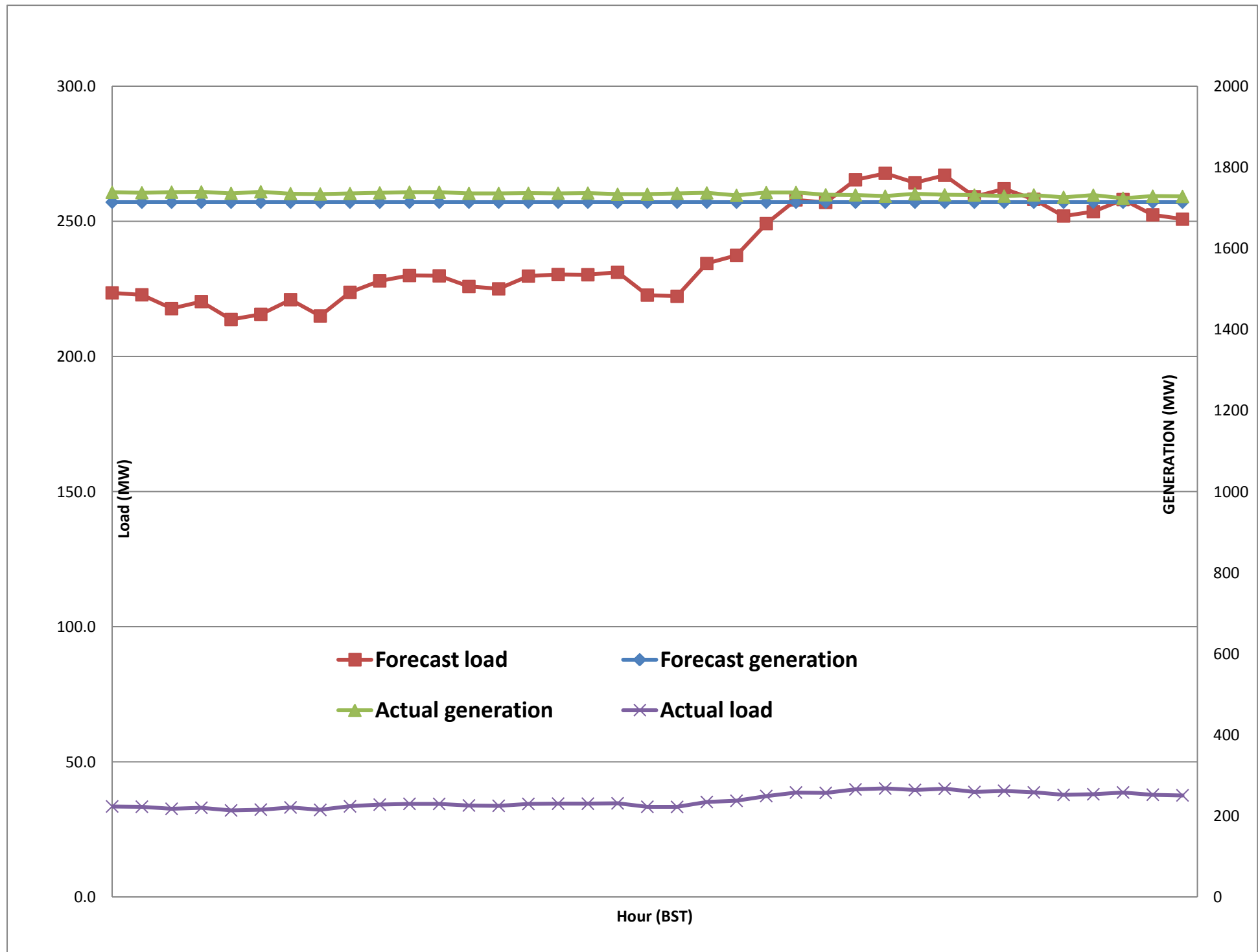
Sign:
Phub Zam



Message No.: Enter your message number
 From: Shift In-charge, Control Room

6/25/2017 10:28 2-Aug-17
 6/25/2017 10:28 10:30

Forecast Generation & Load with Actual Generation & Load of Today from 00:00hrs to 09:00hrs(02-Aug-2017).





འབྲུག་གྲོག་ལས་ཁུངས་ལྷན་ཁག།
Bhutan Power Corporation Ltd.
Bhutan Power System Operator
 Thimphu: Bhutan



Message No.: Enter your message number **Date:** 2-Aug-17
From: Shift In-charge, Control Room **Time:** 10:30

To: Forecast Generation & Load with Actual Generation & Load (01-Aug-2017).
 Managing Director, BPC. Email: gemtshering@bpc.bt
 Director, O&MD, DGPC. Email: director.umd@drukgreen.com
 General Manager, TD, BPC. Email: ktobgye@bpc.bt
 General Manager, BPSO, BPC. Email: ujjwaldahal@bpc.bt
 Advisor, BPC. Email: bharattamang@bpc.bt

Sub: Scheduled Generation and Forcast Load of Tomorrow (03-Aug-2017).

Kindly find scheduled generation (MW) and load forecast (MW)

Hours (BST)	Forecast		Hours (BST)	Forecast	
	Generation	Load		Generation	Load
0:00	1728.6	243.50	12:00	1728.6	257.9
0:15	1728.6	238.10	12:15	1728.6	255.3
0:30	1728.6	238.40	12:30	1728.6	254.6
0:45	1728.6	238.60	12:45	1728.6	254
1:00	1728.6	239.40	13:00	1728.6	252.5
1:15	1728.6	238.40	13:15	1728.6	253.3
1:30	1728.6	238.80	13:30	1728.6	250.9
1:45	1728.6	234.80	13:45	1728.6	251.4
2:00	1728.6	234.70	14:00	1728.6	248.6
2:15	1728.6	231.80	14:15	1728.6	251.8
2:30	1728.6	235.70	14:30	1728.6	252.5
2:45	1728.6	237.10	14:45	1728.6	251.4
3:00	1728.6	235.60	15:00	1728.6	250
3:15	1728.6	236.50	15:15	1728.6	248.7
3:30	1728.6	235.70	15:30	1728.6	249.8
3:45	1728.6	236.60	15:45	1728.6	248.8
4:00	1728.6	237.40	16:00	1728.6	249
4:15	1728.6	239.80	16:15	1728.6	249.4
4:30	1728.6	240.40	16:30	1728.6	250.1
4:45	1728.6	238.70	16:45	1728.6	248.2
5:00	1728.6	239.60	17:00	1728.6	251.6
5:15	1728.6	244.10	17:15	1728.6	253
5:30	1728.6	247.90	17:30	1728.6	249.6
6:45	1728.6	258.30	17:45	1728.6	252
6:00	1728.6	260.60	18:00	1728.6	252.1
6:15	1728.6	266.40	18:15	1728.6	259.2
6:30	1728.6	269.40	18:30	1728.6	260.7
6:45	1728.6	270.50	18:45	1728.6	266.1
7:00	1728.6	269.10	19:00	1728.6	260.7
7:15	1728.6	268.20	19:15	1728.6	265.6
7:30	1728.6	265.60	19:30	1728.6	270.9
7:45	1728.6	263.80	19:45	1728.6	269.8
8:00	1728.6	262.90	20:00	1728.6	273
8:15	1728.6	261.50	20:15	1728.6	270.1
8:30	1728.6	262.60	20:30	1728.6	269.3
8:45	1728.6	262.20	20:45	1728.6	267.4
9:00	1728.6	260.00	21:00	1728.6	266.7
9:15	1728.6	260.10	21:15	1728.6	262
9:30	1728.6	258.40	21:30	1728.6	261
9:45	1728.6	254.60	21:45	1728.6	260.1
10:00	1728.6	257.10	22:00	1728.6	254.5
10:15	1728.6	255.90	22:15	1728.6	252.5
10:30	1728.6	256.80	22:30	1728.6	251
10:45	1728.6	254.80	22:45	1728.6	248
11:00	1728.6	254.80	23:00	1728.6	250.4
11:15	1728.6	256.50	23:15	1728.6	246.2
11:30	1728.6	259.10	23:30	1728.6	244.8
11:45	1728.6	256.90	23:45	1728.6	242.2

Yours faithfully,
 Sign:
 Phub Zam



འབྲུག་གྲོག་མེ་ལས་འཛིན།

Bhutan Power Corporation Ltd.

Bhutan Power System Operator

Thimphu: Bhutan



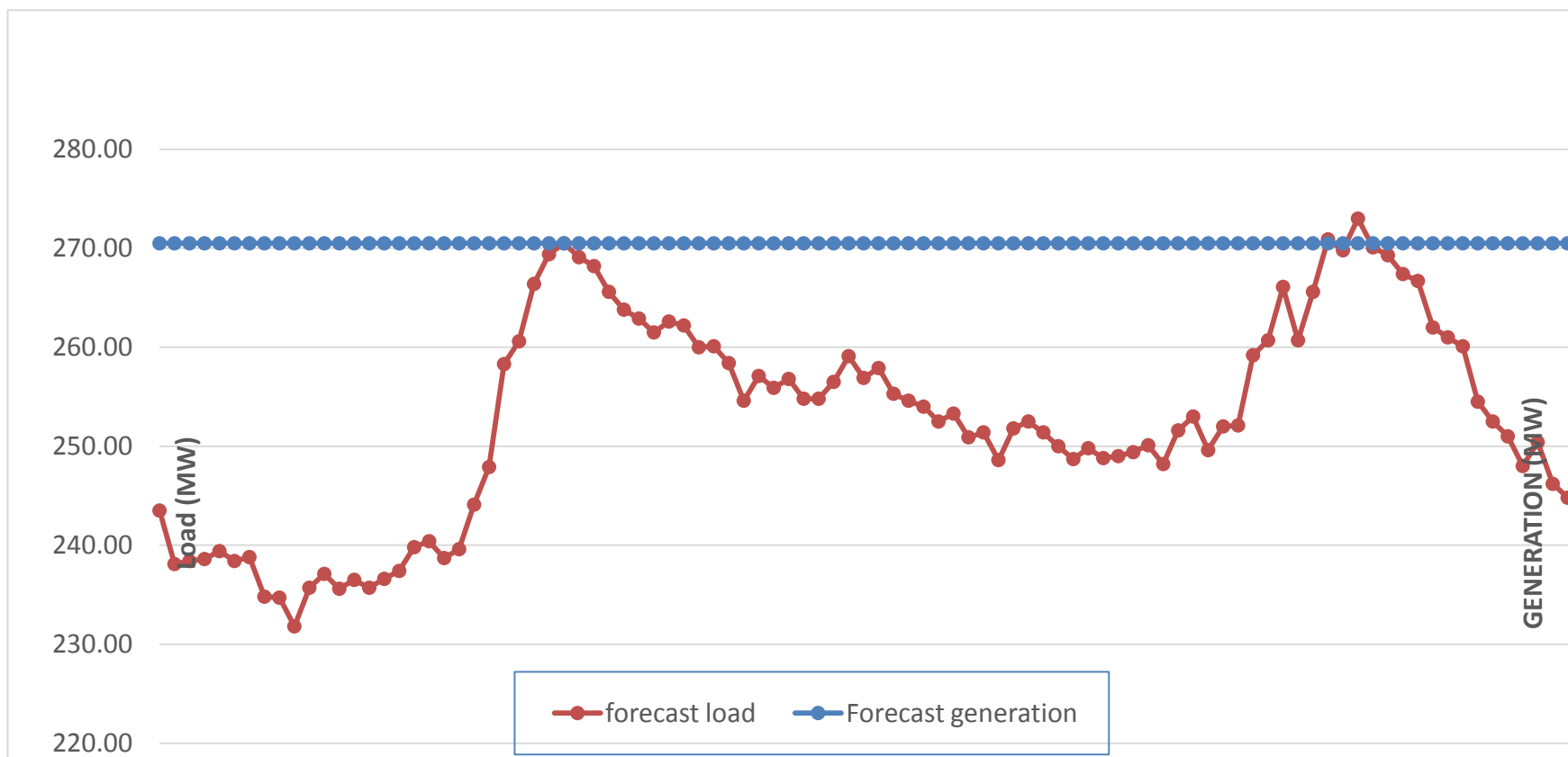
Message No.: Enter your message number

From: Shift In-charge, Control Room

Date:

Time:

Scheduled Generation & Load Forecast for Tomorrow (03-Aug-2017).



210.00

Hour (BST)

Yours faithfully,

Sign:

Phub Zam

Scheduled Peak Generation(03-Aug-2017).	376.90
Forecast Peak Load(03-Aug-2017).	300.60

MW

376.90

300.60

Telephone: +975-02335631; Fax: +975-02335632; Email: bhutansystemoperator@bpc.bt; www.bpc.bt



2-Aug-17

10:33

