



འབྲུག་གློག་ལེ་ལས་འཛིན།

Bhutan Power Corporation Ltd.
Bhutan Power System Operator
Thimphu: Bhutan



Message No.: Enter your message number
From: Shift In-charge, Control Room

Date: 3-Aug-17
Time: 13:00

To: Forecast Generation & Load with Actual Generation & Load (02-Aug-2017).
Managing Director, BPC. Email: gemtshering@bpc.bt
Director, O&MD, DGPC. Email: director.omb@drukgreen.com
General Manager, TD, BPC. Email: ktobgye@bpc.bt
General Manager, DCSD, BPC. Email: sandeeprai@bpc.bt
General Manager, BPSO, BPC. Email: ujjwaldahal@bpc.bt

Sub: Load Generation Balance Report of Yesterday (02-Aug-2017).

Hours (BST)	Forecast		Actual		Hours (BST)	Forecast		Actual	
	Generation	Load	Generation	Load		Generation	Load	Generation	Load
0:00	1664.6	242.4	1717.7	234.57	12:00	1664.6	257.8	1717.5	232.79
0:15	1664.6	244	1714.2	231.71	12:15	1664.6	253	1719.5	232.07
0:30	1664.6	242.1	1717.0	234.22	12:30	1664.6	247.2	1718.4	233.43
0:45	1664.6	242.4	1718.2	234.61	12:45	1664.6	248.1	1715.5	232.33
1:00	1664.6	243.8	1717.6	233.23	13:00	1664.6	246.7	1720.6	233.69
1:15	1664.6	243.2	1717.7	236.21	13:15	1664.6	246.2	1715.5	233.42
1:30	1664.6	242.4	1716.3	234.14	13:30	1664.6	241.4	1715.6	234.00
1:45	1664.6	235.7	1717.2	234.54	13:45	1664.6	243.1	1716.2	233.95
2:00	1664.6	240.1	1714.7	234.54	14:00	1664.6	242.8	1715.8	234.29
2:15	1664.6	239.9	1716.9	233.26	14:15	1664.6	242.6	1715.5	234.16
2:30	1664.6	240.6	1717.7	233.60	14:30	1664.6	243.8	1715.5	234.16
2:45	1664.6	239.8	1718.2	232.18	14:45	1664.6	245.2	1716.0	235.06
3:00	1664.6	242	1712.6	231.96	15:00	1664.6	242.7	1715.6	233.65
3:15	1664.6	241.5	1716.2	232.98	15:15	1664.6	245.3	1716.8	233.30
3:30	1664.6	241.9	1714.7	231.98	15:30	1664.6	244.7	1716.3	234.80
3:45	1664.6	243	1716.3	232.86	15:45	1664.6	240.6	1716.8	234.71
4:00	1664.6	242.7	1717.5	232.30	16:00	1664.6	245.3	1715.2	234.61
4:15	1664.6	245.9	1717.5	232.99	16:15	1664.6	245.8	1716.7	235.01
4:30	1664.6	245.6	1715.6	233.68	16:30	1664.6	247.2	1713.8	234.91
4:45	1664.6	244.1	1716.8	234.84	16:45	1664.6	246.1	1717.0	233.63
5:00	1664.6	240.6	1715.5	230.66	17:00	1664.6	249.5	1714.2	234.59
5:15	1664.6	245.5	1716.4	233.59	17:15	1664.6	249.4	1717.9	235.23
5:30	1664.6	248.7	1717.7	232.07	17:30	1664.6	246.5	1712.8	233.70
6:45	1664.6	255.5	1716.8	231.64	17:45	1664.6	249.6	1718.3	234.40
6:00	1664.6	259.6	1718.3	232.60	18:00	1664.6	251.3	1714.0	233.49
6:15	1664.6	262.5	1717.7	232.30	18:15	1664.6	259.4	1716.0	234.56
6:30	1664.6	267.1	1717.4	233.82	18:30	1664.6	261.8	1717.4	233.54
6:45	1664.6	269.4	1716.0	230.82	18:45	1664.6	265	1718.4	233.72
7:00	1664.6	269.4	1717.5	229.91	19:00	1664.6	268.6	1707.8	233.14
7:15	1664.6	269.1	1716.9	230.21	19:15	1664.6	273.6	1713.8	233.61
7:30	1664.6	265.2	1719.0	229.47	19:30	1664.6	274.3	1712.9	233.50
7:45	1664.6	264.1	1716.1	227.95	19:45	1664.6	278.7	1716.8	233.18
8:00	1664.6	259.9	1716.2	229.55	20:00	1664.6	275.2	1717.7	232.39
8:15	1664.6	260.6	1717.4	229.59	20:15	1664.6	272.9	1714.0	233.36
8:30	1664.6	258	1713.7	229.16	20:30	1664.6	273.1	1715.1	231.07
8:45	1664.6	258.5	1719.0	229.53	20:45	1664.6	271.5	1712.7	230.37
9:00	1664.6	258.8	1715.3	230.60	21:00	1664.6	268.6	1719.0	231.81
9:15	1664.6	262.3	1718.7	231.00	21:15	1664.6	266.5	1714.0	233.04
9:30	1664.6	263	1713.5	233.08	21:30	1664.6	263.8	1717.5	230.14
9:45	1664.6	258.3	1718.8	233.45	21:45	1664.6	260.8	1712.8	230.12
10:00	1664.6	256.5	1718.0	234.10	22:00	1664.6	255.6	1713.2	230.19
10:15	1664.6	255.6	1715.7	233.05	22:15	1664.6	254.7	1718.4	230.70
10:30	1664.6	254.8	1719.8	233.46	22:30	1664.6	252.1	1717.1	229.39
10:45	1664.6	253	1720.4	233.47	22:45	1664.6	250.9	1714.0	230.32
11:00	1664.6	252.4	1716.4	233.52	23:00	1664.6	249.8	1718.1	229.55
11:15	1664.6	255.3	1719.9	233.20	23:15	1664.6	246.4	1711.9	230.16
11:30	1664.6	259.5	1718.0	233.10	23:30	1664.6	246.1	1716.9	231.76
11:45	1664.6	259.9	1713.9	234.05	23:45	1664.6	242.3	1714.6	229.45

Remarks-no forecast generation and load due to problem with RSC

Yours faithfully,

Sign:
Phub Zam

Coincidental peak load of Day(Last year):	
241.62	2-Aug-16
Maximum Load till date:	
344.02 MW	18-Mar-17



འབྲུག་གྲོག་མེ་ལས་འཛིན།

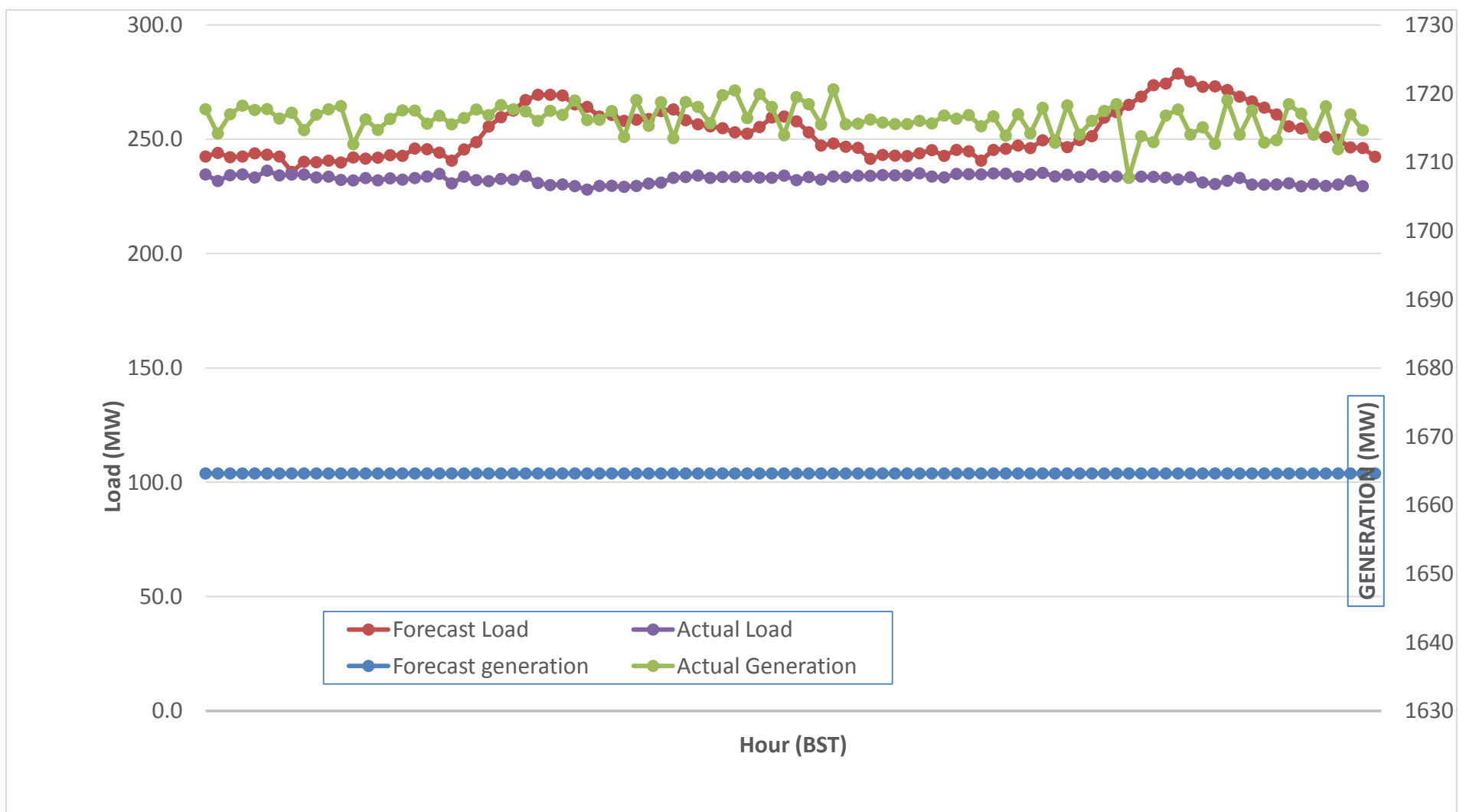
Bhutan Power Corporation Ltd.
 Bhutan Power System Operator
 Thimphu: Bhutan



Message No.: Enter your message number
 From: Shift In-charge, Control Room

Date: 3-Aug-17
 Time: 13:00

Forecast Generation & Load with Actual Generation & Load (02-Aug-2017).



Yours faithfully,

Sign:
Phub Zam

	Coincidental peak load of Day(Last year):	
	241.62	2-Aug-16

Maximum Load till date:	
344.02 MW	18-Mar-17



འབྲུག་གློག་ལེ་ལས་འཛིན།

Bhutan Power Corporation Ltd.
Bhutan Power System Operator
Thimphu: Bhutan



Message No.: Enter your message number
From: Shift In-charge, Control Room

Date: 3-Aug-17
Time: 13:00

To Forecast Generation & Load with Actual Generation & Load (02-Aug-2017).
Managing Director, BPC. Email: gemtshering@bpc.bt
Director, O&MD, DGPC. Email: director.omid@drukgreen.com
General Manager, TD, BPC. Email: thinleygyeltshen@bpc.bt
General Manager, DCSD, BPC. Email: sandeprai@bpc.bt
General Manager, BPSO, BPC. Email: ujjwaldahal@bpc.bt

Sub: Load Generation Balance Report from 00:00hrs to 09:00hrs (03-Aug-2017).

Hours (BST)	Forecast		Actual	
	Generation	Load	Generation	Load
0:00	1729.6	243.5	1717.7	234.57
0:15	1729.6	242.7	1716.2	232.98
0:30	1729.6	239.9	1717.4	233.82
0:45	1729.6	240.9	1718.8	233.45
1:00	1729.6	241.3	1720.6	233.69
1:15	1729.6	242.1	1716.7	235.01
1:30	1729.6	242.1	1712.9	233.50
1:45	1729.6	236.3	1714.0	230.32
2:00	1729.6	238.2	1713.1	231.91
2:15	1729.6	237.9	1712.1	218.25
2:30	1729.6	239.2	1713.0	231.52
2:45	1729.6	238.4	1712.3	233.14
3:00	1729.6	239.8	1713.3	232.16
3:15	1729.6	239.1	1713.4	233.21
3:30	1729.6	238.1	1711.2	232.94
3:45	1729.6	240.5	1709.0	232.21
4:00	1729.6	239.7	1713.3	234.54
4:15	1729.6	242.6	1713.2	237.60
4:30	1729.6	242.2	1712.7	238.23
4:45	1729.6	240.4	1714.7	240.24
5:00	1729.6	239.6	1714.3	236.17
5:15	1729.6	242.6	1711.5	242.40
5:30	1729.6	246.9	1709.5	253.95
5:45	1729.6	253.2	1711.8	259.67
6:00	1729.6	256.9	1711.5	260.55
6:15	1729.6	261.6	1703.8	267.07
6:30	1729.6	266.8	1709.8	274.22
6:45	1729.6	269.5	1702.8	267.08
7:00	1729.6	268.2	1704.3	272.29
7:15	1729.6	267.4	1700.9	271.98
7:30	1729.6	265.1	1705.4	267.03
7:45	1729.6	263.3	1705.2	264.00
8:00	1729.6	261.9	1704.8	257.65
8:15	1729.6	260.6	1710.3	261.22
8:30	1729.6	259.7	1710.0	256.11
8:45	1729.6	259.4	1706.8	260.45
9:00	1729.6	259.2	1706.9	260.56

Coincidental peak load of Day(Last year):	
241.62	2-Aug-16
258.23 MW	
344.02 MW	18-Mar-17

Yours faithfully,

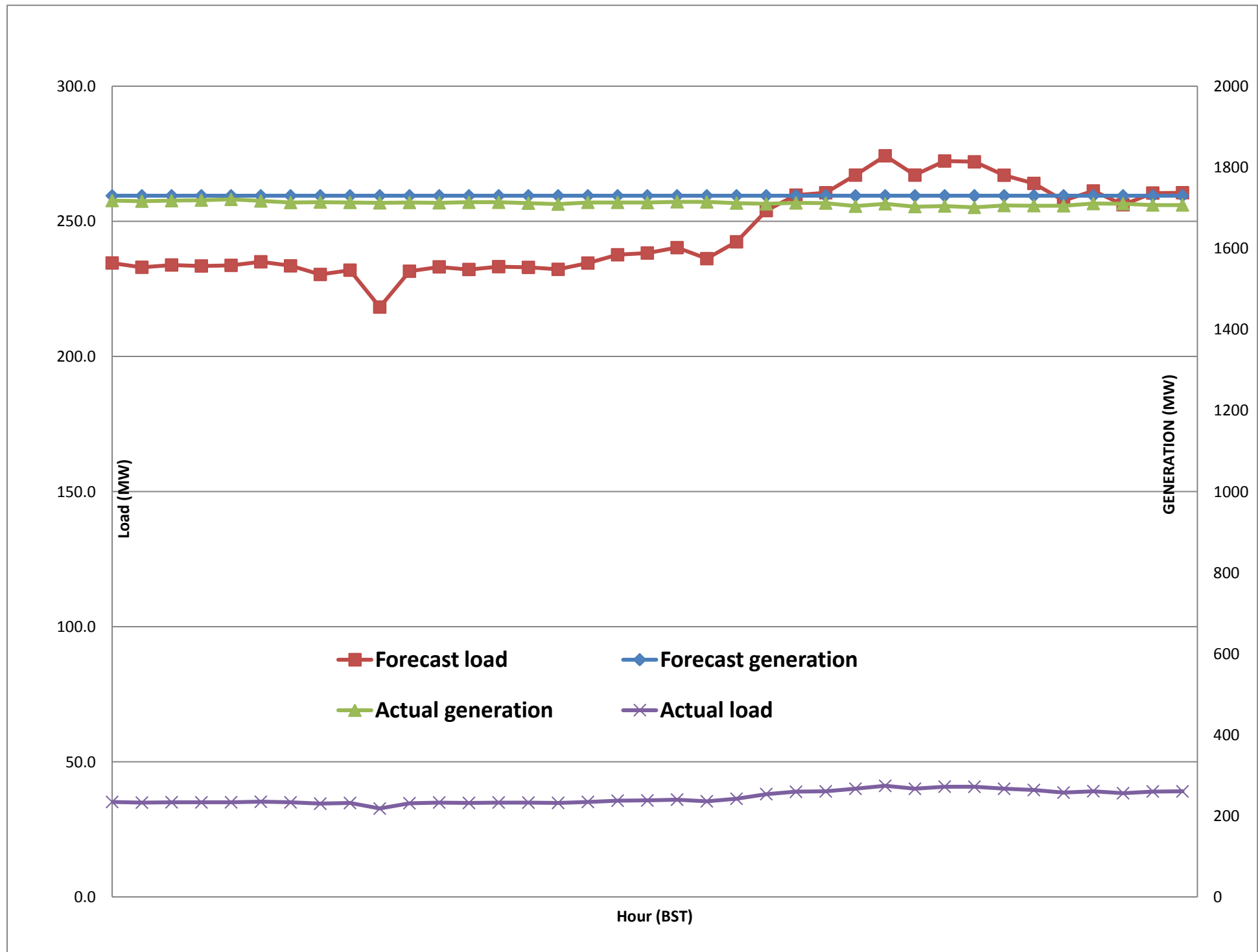
Sign:
Phub Zam



Message No.: Enter your message number
 From: Shift In-charge, Control Room

6/25/2017 10:28 3-Aug-17
 6/25/2017 10:28 13:00

Forecast Generation & Load with Actual Generation & Load of Today from 00:00hrs to 09:00hrs(03-Aug-2017).





འབྲུག་གྲོགས་ལས་ཁུངས་།
Bhutan Power Corporation Ltd.
Bhutan Power System Operator
 Thimphu: Bhutan



Message No.: Enter your message number **Date:** 3-Aug-17
From: Shift In-charge, Control Room **Time:** 13:00

To: Forecast Generation & Load with Actual Generation & Load (02-Aug-2017).
 Managing Director, BPC. Email: gemtshering@bpc.bt
 Director, O&MD, DGPC. Email: director.umd@drukgreen.com
 General Manager, TD, BPC. Email: ktobgye@bpc.bt
 General Manager, BPSO, BPC. Email: ujjwaldahal@bpc.bt
 Advisor, BPC. Email: bharattamang@bpc.bt

Sub: Scheduled Generation and Forcast Load of Tomorrow (04-Aug-2017).

Kindly find scheduled generation (MW) and load forecast (MW)

Hours (BST)	Forecast		Hours (BST)	Forecast	
	Generation	Load		Generation	Load
0:00	1713.7	241.00	12:00	1713.7	257.8
0:15	1713.7	240.10	12:15	1713.7	255.4
0:30	1713.7	237.60	12:30	1713.7	251.8
0:45	1713.7	239.20	12:45	1713.7	251.6
1:00	1713.7	239.30	13:00	1713.7	248.5
1:15	1713.7	240.00	13:15	1713.7	249.6
1:30	1713.7	240.10	13:30	1713.7	245.8
1:45	1713.7	234.60	13:45	1713.7	246.7
2:00	1713.7	236.10	14:00	1713.7	247.6
2:15	1713.7	234.20	14:15	1713.7	248.3
2:30	1713.7	238.10	14:30	1713.7	248.7
2:45	1713.7	237.90	14:45	1713.7	248.6
3:00	1713.7	237.90	15:00	1713.7	245.6
3:15	1713.7	237.80	15:15	1713.7	246
3:30	1713.7	236.90	15:30	1713.7	246.1
3:45	1713.7	239.30	15:45	1713.7	244.3
4:00	1713.7	239.10	16:00	1713.7	246.6
4:15	1713.7	241.00	16:15	1713.7	246.8
4:30	1713.7	241.20	16:30	1713.7	248.7
4:45	1713.7	239.20	16:45	1713.7	247.2
5:00	1713.7	239.30	17:00	1713.7	251.8
5:15	1713.7	242.70	17:15	1713.7	253.9
5:30	1713.7	249.10	17:30	1713.7	251.4
6:45	1713.7	255.10	17:45	1713.7	253.9
6:00	1713.7	258.10	18:00	1713.7	255.9
6:15	1713.7	262.90	18:15	1713.7	262
6:30	1713.7	269.00	18:30	1713.7	263.6
6:45	1713.7	270.10	18:45	1713.7	266.9
7:00	1713.7	268.70	19:00	1713.7	269.1
7:15	1713.7	267.80	19:15	1713.7	273
7:30	1713.7	264.80	19:30	1713.7	274.6
7:45	1713.7	262.60	19:45	1713.7	277.3
8:00	1713.7	261.80	20:00	1713.7	280.9
8:15	1713.7	260.20	20:15	1713.7	277.6
8:30	1713.7	259.90	20:30	1713.7	276.6
8:45	1713.7	259.50	20:45	1713.7	275
9:00	1713.7	259.50	21:00	1713.7	273.2
9:15	1713.7	260.40	21:15	1713.7	266.8
9:30	1713.7	258.50	21:30	1713.7	267
9:45	1713.7	254.00	21:45	1713.7	264.5
10:00	1713.7	255.80	22:00	1713.7	258.6
10:15	1713.7	255.80	22:15	1713.7	256.7
10:30	1713.7	256.60	22:30	1713.7	254.5
10:45	1713.7	253.70	22:45	1713.7	255.3
11:00	1713.7	253.90	23:00	1713.7	254
11:15	1713.7	255.00	23:15	1713.7	251.2
11:30	1713.7	258.40	23:30	1713.7	249.5
11:45	1713.7	257.90	23:45	1713.7	247.1

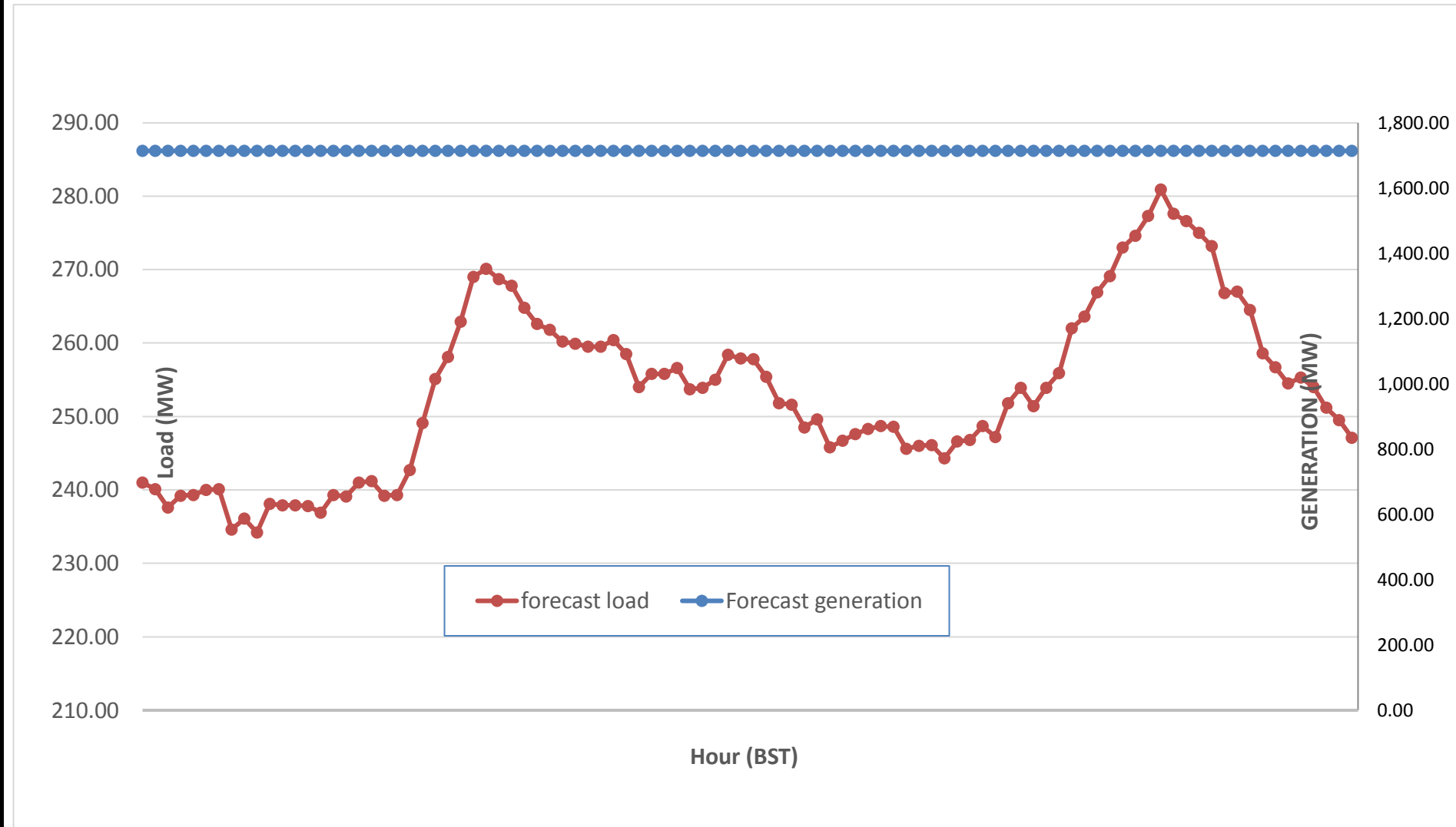
Yours faithfully,
 Sign:
 Phub Zam



Message No.: Enter your message number
 From: Shift In-charge, Control Room

Date: 28-Jun-17
 Time: 11:31

Scheduled Generation & Load Forecast for Tomorrow (29-Jun-2017).



Yours faithfully,

Sign:
Phub Zam

	MW
Scheduled Peak Generation(29-Jun-2017).	376.90
Forecast Peak Load(29-Jun-2017).	300.60