



འབྲུག་རྒྱལ་ཁོག་གི་འཕེལ་རྒྱུ་ལྷན་ཁག་།

Bhutan Power Corporation Ltd.
Bhutan Power System Operator
Thimphu: Bhutan



Message No.: Enter your message number
From: Shift In-charge, Control Room

Date: 31-Jul-17
Time: 10:39

To: Forecast Generation & Load with Actual Generation & Load (30-Jul-2017).
Managing Director, BPC. Email: gemtshering@bpc.bt
Director, O&MD, DGPC. Email: director.umd@drukgreen.com
General Manager, TD, BPC. Email: ktobgye@bpc.bt
General Manager, DCSD, BPC. Email: sandeeprai@bpc.bt
General Manager, BPSO, BPC. Email: ujjwaldahal@bpc.bt

Sub: Load Generation Balance Report of Yesterday (30-Jul-2017).

Hours (BST)	Forecast		Actual		Hours (BST)	Forecast		Actual	
	Generation	Load	Generation	Load		Generation	Load	Generation	Load
0:00	1720.1	238.1	1553.4	251.84	12:00	1720.1	256.1	1493.0	241.20
0:15	1720.1	240.2	1550.2	239.64	12:15	1720.1	250.1	1486.7	249.81
0:30	1720.1	239.9	1548.5	236.96	12:30	1720.1	242.9	1488.7	246.65
0:45	1720.1	241.8	1546.5	236.88	12:45	1720.1	249.5	1490.3	242.08
1:00	1720.1	242	1548.9	238.23	13:00	1720.1	249.7	1673.2	237.16
1:15	1720.1	241.3	1545.7	240.00	13:15	1720.1	248.8	1673.8	245.32
1:30	1720.1	238.7	1550.3	240.50	13:30	1720.1	242.6	1674.0	243.75
1:45	1720.1	231.5	1549.7	238.43	13:45	1720.1	244.8	1673.8	242.07
2:00	1720.1	236.6	1549.4	233.28	14:00	1720.1	246.2	1673.9	243.95
2:15	1720.1	237.6	1544.7	231.46	14:15	1720.1	245	1673.8	245.98
2:30	1720.1	237.6	1545.7	232.29	14:30	1720.1	248	1673.6	243.89
2:45	1720.1	239.1	1543.3	235.03	14:45	1720.1	248.5	1673.8	245.12
3:00	1720.1	240.5	1546.2	228.75	15:00	1720.1	247.5	1673.7	244.12
3:15	1720.1	240.5	1545.6	232.32	15:15	1720.1	250	1670.6	225.82
3:30	1720.1	240	1544.7	228.96	15:30	1720.1	249.3	1674.1	225.70
3:45	1720.1	241.7	1546.8	235.11	15:45	1720.1	243.3	1671.1	222.03
4:00	1720.1	242.4	1544.0	231.98	16:00	1720.1	245.8	1671.3	223.88
4:15	1720.1	244.3	1546.9	234.14	16:15	1720.1	245.7	1671.3	226.33
4:30	1720.1	244.2	1548.1	226.88	16:30	1720.1	248.6	1673.6	226.77
4:45	1720.1	243.1	1544.6	227.14	16:45	1720.1	247.5	1673.3	228.30
5:00	1720.1	242.5	1545.0	234.50	17:00	1720.1	250.4	1672.6	235.70
5:15	1720.1	244.2	1545.7	233.09	17:15	1720.1	252	1672.9	244.15
5:30	1720.1	245.4	1544.1	237.32	17:30	1720.1	251.8	1672.1	244.08
6:45	1720.1	249.9	1544.9	242.92	17:45	1720.1	254.1	1672.7	246.31
6:00	1720.1	258.6	1545.4	246.48	18:00	1720.1	255.1	1672.4	253.52
6:15	1720.1	260.1	1544.6	253.20	18:15	1720.1	256.7	1670.8	257.89
6:30	1720.1	262.6	1541.1	266.17	18:30	1720.1	260.1	1670.8	260.84
6:45	1720.1	264.2	1543.0	269.91	18:45	1720.1	261	1674.8	269.41
7:00	1720.1	266.6	1540.7	263.63	19:00	1720.1	265.7	1703.8	270.78
7:15	1720.1	265.5	1543.1	263.18	19:15	1720.1	270.7	1703.5	277.77
7:30	1720.1	264.5	1541.4	265.08	19:30	1720.1	273.3	1709.2	280.15
7:45	1720.1	260.3	1546.4	266.15	19:45	1720.1	276.5	1718.3	284.52
8:00	1720.1	257.3	1542.3	266.13	20:00	1720.1	274	1714.1	281.81
8:15	1720.1	258.1	1542.0	267.39	20:15	1720.1	272	1716.9	277.40
8:30	1720.1	257	1542.7	266.27	20:30	1720.1	273.3	1714.2	273.41
8:45	1720.1	257	1541.8	266.82	20:45	1720.1	270.3	1714.2	268.87
9:00	1720.1	257	1538.7	255.05	21:00	1720.1	267.4	1714.1	267.73
9:15	1720.1	261	1487.1	257.90	21:15	1720.1	265.6	1714.3	264.01
9:30	1720.1	262.6	1495.3	244.31	21:30	1720.1	261.4	1714.7	247.04
9:45	1720.1	263.7	1486.8	232.32	21:45	1720.1	259.1	1714.3	256.23
10:00	1720.1	261.2	1487.6	238.83	22:00	1720.1	255.5	1712.9	256.23
10:15	1720.1	260.1	1485.4	248.04	22:15	1720.1	253	1715.5	252.91
10:30	1720.1	255.8	1482.8	252.55	22:30	1720.1	250.5	1716.1	253.25
10:45	1720.1	252.9	1486.1	251.61	22:45	1720.1	250.5	1715.7	255.17
11:00	1720.1	252.1	1482.4	244.99	23:00	1720.1	250.6	1715.8	255.17
11:15	1720.1	254.8	1490.3	244.54	23:15	1720.1	245.9	1715.9	256.16
11:30	1720.1	257.3	1490.8	246.47	23:30	1720.1	245.3	1715.9	257.33
11:45	1720.1	257.3	1488.2	235.58	23:45	1719.9	241.9	1715.8	258.38

Remarks-no forecast generation and load due to problem with RSC

Yours faithfully,

Sign:
Tshering Choden

Coincidental peak load of Day(Last year):	
217.86 MW	30-Jul-16
Maximum Load till date:	
344.02 MW	18-Mar-17



འབྲུག་གྲོག་མེ་ལས་འཛིན།

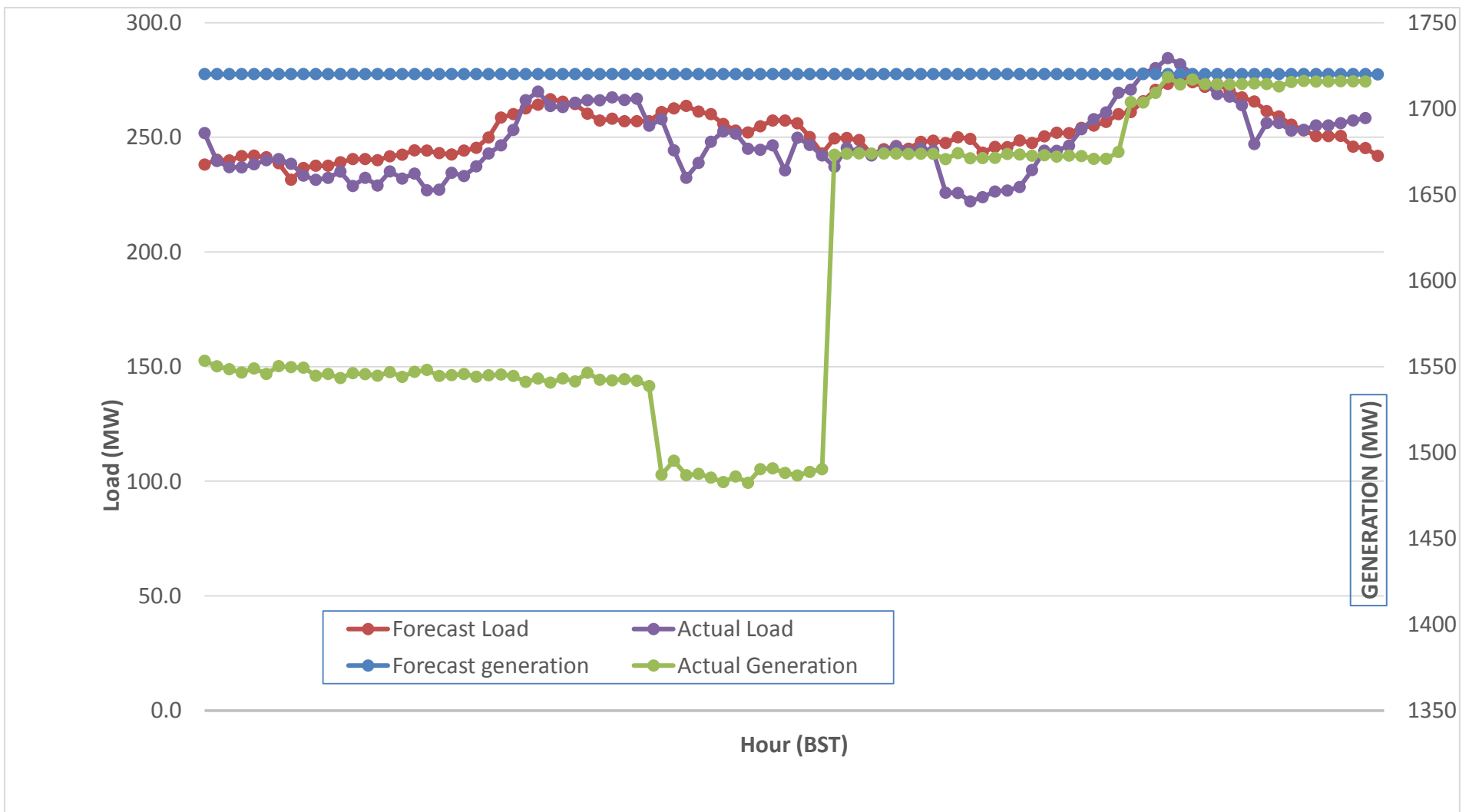
Bhutan Power Corporation Ltd.
 Bhutan Power System Operator
 Thimphu: Bhutan



Message No.: Enter your message number
 From: Shift In-charge, Control Room

Date: 31-Jul-17
 Time: 10:39

Forecast Generation & Load with Actual Generation & Load (30-Jul-2017).



Yours faithfully,

Sign:
Tshering Choden

	Coincidental peak load of Day(Last year):	
	217.86 MW	30-Jul-16

Maximum Load till date:	
344.02 MW	18-Mar-17

Telephone: +975-02335631; Fax: +975-02335632; Email: bhutansystemoperator@bpc.bt; www.bpc.bt



འབྲུག་གློག་ལེ་ལས་འཛིན།

Bhutan Power Corporation Ltd.
Bhutan Power System Operator
Thimphu: Bhutan



Message No.: Enter your message number
From: Shift In-charge, Control Room

Date: 31-Jul-17
Time: 10:39

To Forecast Generation & Load with Actual Generation & Load (30-Jul-2017).
Managing Director, BPC. Email: gemtshering@bpc.bt
Director, O&MD, DGPC. Email: director.omb@drukgreen.com
General Manager, TD, BPC. Email: thinleygyeltshen@bpc.bt
General Manager, DCSD, BPC. Email: sandeprai@bpc.bt
General Manager, BPSO, BPC. Email: ujjwaldahal@bpc.bt

Sub: Load Generation Balance Report from 00:00hrs to 09:00hrs (31-Jul-2017).

Hours (BST)	Forecast		Actual	
	Generation	Load	Generation	Load
0:00	1664.6	242.4	1717.7	234.57
0:15	1664.6	244	1716.2	232.98
0:30	1664.6	242.1	1717.4	233.82
0:45	1664.6	242.4	1718.8	233.45
1:00	1664.6	243.8	1720.6	233.69
1:15	1664.6	243.2	1716.7	235.01
1:30	1664.6	242.4	1712.9	233.50
1:45	1664.6	235.7	1714.0	230.32
2:00	1664.6	240.1	1713.1	231.91
2:15	1664.6	239.9	1712.1	218.25
2:30	1664.6	240.6	1713.0	231.52
2:45	1664.6	239.8	1712.3	233.14
3:00	1664.6	242	1713.3	232.16
3:15	1664.6	241.5	1713.4	233.21
3:30	1664.6	241.9	1711.2	232.94
3:45	1664.6	243	1709.0	232.21
4:00	1664.6	242.7	1713.3	234.54
4:15	1664.6	245.9	1713.2	237.60
4:30	1664.6	245.6	1712.7	238.23
4:45	1664.6	244.1	1714.7	240.24
5:00	1664.6	240.6	1714.3	236.17
5:15	1664.6	245.5	1711.5	242.40
5:30	1664.6	248.7	1709.5	253.95
5:45	1664.6	255.5	1711.8	259.67
6:00	1664.6	259.6	1711.5	260.55
6:15	1664.6	262.5	1703.8	267.07
6:30	1664.6	267.1	1709.8	274.22
6:45	1664.6	269.4	1702.8	267.08
7:00	1664.6	269.4	1704.3	272.29
7:15	1664.6	269.1	1700.9	271.98
7:30	1664.6	265.2	1705.4	267.03
7:45	1664.6	264.1	1705.2	264.00
8:00	1664.6	259.9	1704.8	257.65
8:15	1664.6	260.6	1710.3	261.22
8:30	1664.6	258	1710.0	256.11
8:45	1664.6	258.5	1706.8	260.45
9:00	1664.6	258.8	1706.9	260.56

Coincidental peak load of Day(Last year):	
217.86 MW	30-Jul-16
258.23 MW	
344.02 MW	18-Mar-17

Yours faithfully,

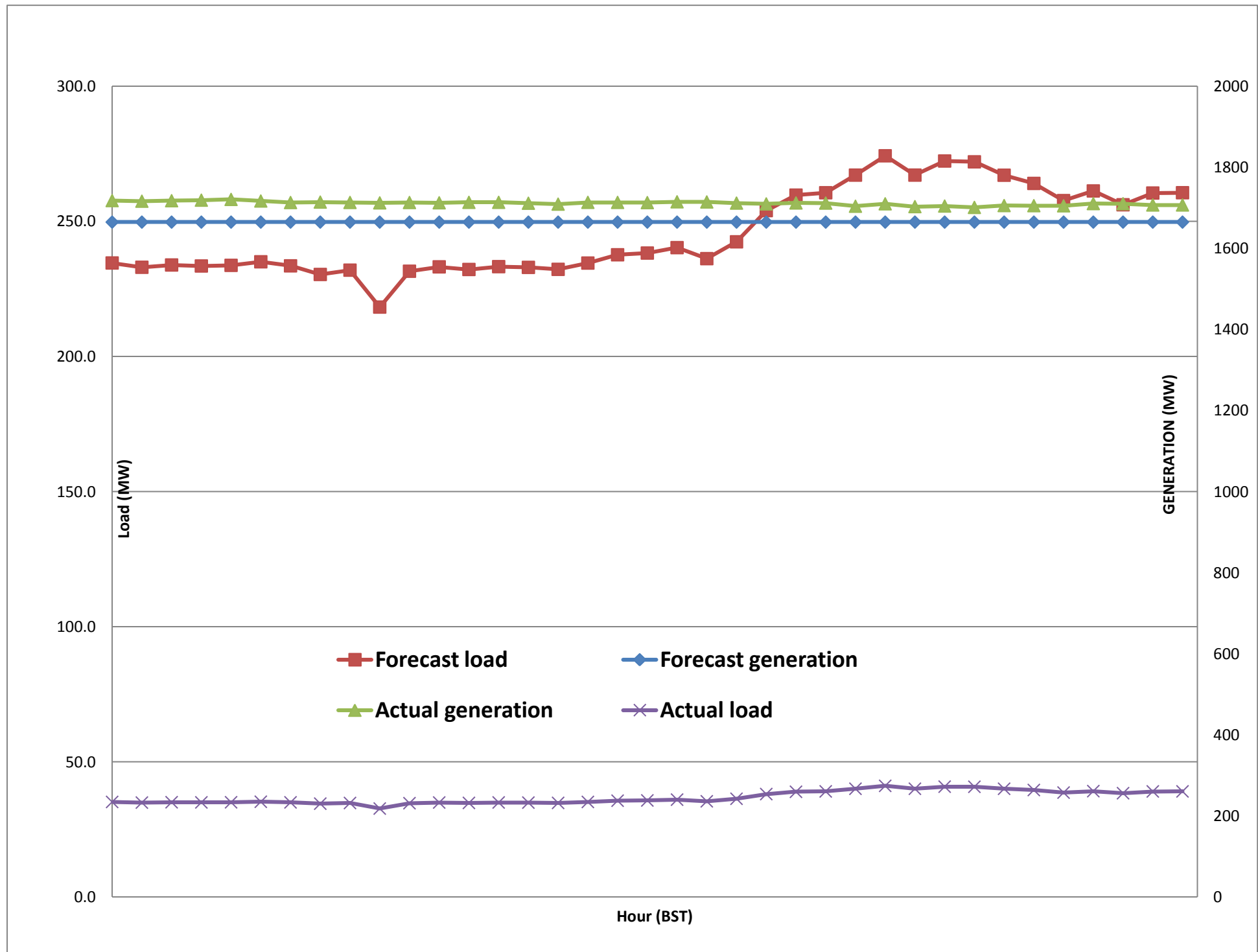
Sign:
Tshering Choden



Message No.: Enter your message number
 From: Shift In-charge, Control Room

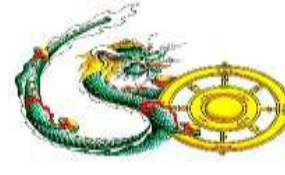
6/25/2017 10:28 31-Jul-17
 6/25/2017 10:28 10:39

Forecast Generation & Load with Actual Generation & Load of Today from 00:00hrs to 09:00hrs(31-Jul-2017).





འབྲུག་གྲོག་ལས་ཁུངས་ལྷན་ཁག།
Bhutan Power Corporation Ltd.
Bhutan Power System Operator
 Thimphu: Bhutan



Message No.: Enter your message number **Date:** 31-Jul-17
From: Shift In-charge, Control Room **Time:** 10:39

To Forecast Generation & Load with Actual Generation & Load (30-Jul-2017).
 Managing Director, BPC. Email: gemtshering@bpc.bt
 Director, O&MD, DGPC. Email: director.umd@drukgreen.com
 General Manager, TD, BPC. Email: ktobgye@bpc.bt
 General Manager, BPSO, BPC. Email: ujjwaldahal@bpc.bt
 Advisor, BPC. Email: bharattamang@bpc.bt

Sub: Scheduled Generation and Forcast Load of Tomorrow (01-Aug-2017).

Kindly find scheduled generation (MW) and load forecast (MW)

Hours (BST)	Forecast		Hours (BST)	Forecast	
	Generation	Load		Generation	Load
0:00	1729.6	243.50	12:00	1729.6	253.9
0:15	1729.6	242.70	12:15	1729.6	250.5
0:30	1729.6	239.90	12:30	1729.6	246.6
0:45	1729.6	240.90	12:45	1729.6	246.1
1:00	1729.6	241.30	13:00	1729.6	244.6
1:15	1729.6	242.10	13:15	1729.6	245.7
1:30	1729.6	242.10	13:30	1729.6	242.1
1:45	1729.6	236.30	13:45	1729.6	243
2:00	1729.6	238.20	14:00	1729.6	243.5
2:15	1729.6	237.90	14:15	1729.6	243.3
2:30	1729.6	239.20	14:30	1729.6	244.1
2:45	1729.6	238.40	14:45	1729.6	245.2
3:00	1729.6	239.80	15:00	1729.6	241
3:15	1729.6	239.10	15:15	1729.6	240.4
3:30	1729.6	238.10	15:30	1729.6	240.2
3:45	1729.6	240.50	15:45	1729.6	236.6
4:00	1729.6	239.70	16:00	1729.6	240.1
4:15	1729.6	242.60	16:15	1729.6	240.5
4:30	1729.6	242.20	16:30	1729.6	242.6
4:45	1729.6	240.40	16:45	1729.6	242
5:00	1729.6	239.60	17:00	1729.6	246
5:15	1729.6	242.60	17:15	1729.6	248.3
5:30	1729.6	246.90	17:30	1729.6	246.1
6:45	1729.6	253.20	17:45	1729.6	249.6
6:00	1729.6	256.90	18:00	1729.6	251.5
6:15	1729.6	261.60	18:15	1729.6	259.3
6:30	1729.6	266.80	18:30	1729.6	261.3
6:45	1729.6	269.50	18:45	1729.6	266.3
7:00	1729.6	268.20	19:00	1729.6	269.8
7:15	1729.6	267.40	19:15	1729.6	275
7:30	1729.6	265.10	19:30	1729.6	275.5
7:45	1729.6	263.30	19:45	1729.6	279.4
8:00	1729.6	261.90	20:00	1729.6	276.7
8:15	1729.6	260.60	20:15	1729.6	273.4
8:30	1729.6	259.70	20:30	1729.6	272.4
8:45	1729.6	259.40	20:45	1729.6	270.8
9:00	1729.6	259.20	21:00	1729.6	267.7
9:15	1729.6	261.30	21:15	1729.6	262.2
9:30	1729.6	259.10	21:30	1729.6	261.1
9:45	1729.6	251.00	21:45	1729.6	260.5
10:00	1729.6	253.20	22:00	1729.6	255.5
10:15	1729.6	253.50	22:15	1729.6	253.8
10:30	1729.6	253.80	22:30	1729.6	252
10:45	1729.6	252.40	22:45	1729.6	251.9
11:00	1729.6	250.70	23:00	1729.6	251.1
11:15	1729.6	252.60	23:15	1729.6	249
11:30	1729.6	254.70	23:30	1729.6	248.8
11:45	1729.6	255.10	23:45	1729.6	246.2

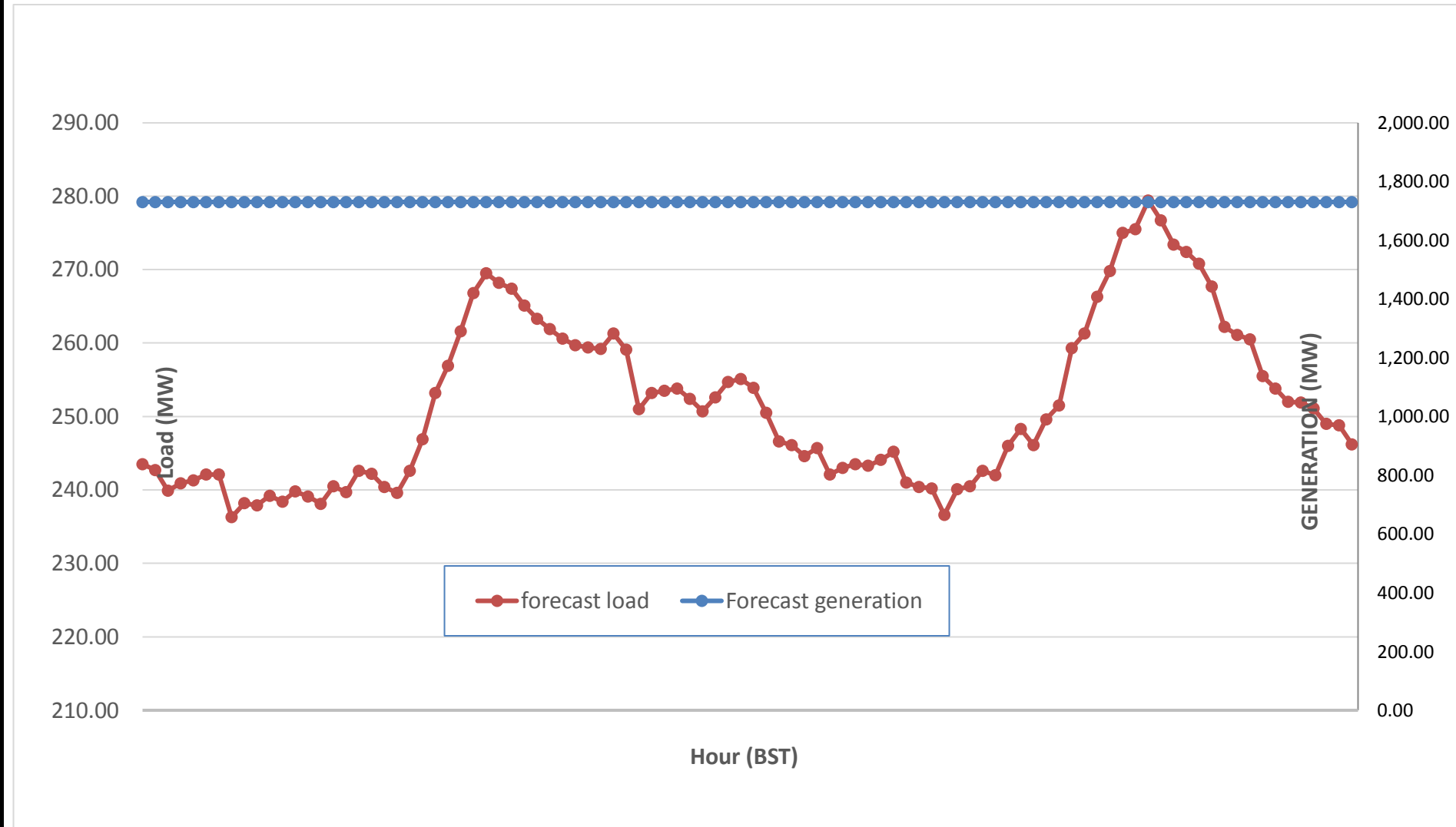
Yours faithfully,
 Sign:
 Tshering Choden



Message No.: Enter your message number
 From: Shift In-charge, Control Room

Date: 28-Jun-17
 Time: 11:31

Scheduled Generation & Load Forecast for Tomorrow (29-Jun-2017).



Yours faithfully,

Sign:
Tshering Choden

	MW
Scheduled Peak Generation(29-Jun-2017).	376.90
Forecast Peak Load(29-Jun-2017).	300.60