



འབྲུག་རྒྱལ་ཁོག་གི་འཕེལ་རྒྱུ་ལྷན་ཁག་།

Bhutan Power Corporation Ltd.
Bhutan Power System Operator
Thimphu: Bhutan



Message No.: Enter your message number
From: Shift In-charge, Control Room

Date: 30-Jul-17
Time: 10:16

To: Forecast Generation & Load with Actual Generation & Load (29-Jul-2017).
Managing Director, BPC. Email: gemtshering@bpc.bt
Director, O&MD, DGPC. Email: director.umd@drukgreen.com
General Manager, TD, BPC. Email: ktobgye@bpc.bt
General Manager, DCSD, BPC. Email: sandeeprai@bpc.bt
General Manager, BPSO, BPC. Email: ujjwaldahal@bpc.bt

Sub: Load Generation Balance Report of Yesterday (29-Jul-2017).

Hours (BST)	Forecast		Actual		Hours (BST)	Forecast		Actual	
	Generation	Load	Generation	Load		Generation	Load	Generation	Load
0:00	1710.2	239.6	1732.0	258.73	12:00	1743.4	242.9	1701.8	261.09
0:15	1710.2	241.1	1729.6	255.44	12:15	1743.4	236.6	1702.5	260.60
0:30	1710.2	240	1735.7	255.20	12:30	1743.4	222.3	1702.9	261.79
0:45	1710.2	239.2	1736.4	252.16	12:45	1743.4	239.3	1706.0	257.88
1:00	1710.2	240	1729.3	255.55	13:00	1743.4	240.4	1703.9	254.21
1:15	1710.2	238.3	1734.0	251.81	13:15	1743.4	237.2	1702.3	250.45
1:30	1710.2	234.5	1731.1	255.23	13:30	1743.4	234	1702.3	222.21
1:45	1710.2	230.4	1733.7	259.72	13:45	1743.4	232	1702.7	232.34
2:00	1710.2	236	1734.2	256.83	14:00	1743.4	236.4	1702.2	247.19
2:15	1710.2	237.2	1730.5	251.88	14:15	1743.4	237.6	1705.0	233.75
2:30	1710.2	236	1731.9	251.98	14:30	1743.4	239.2	1700.6	242.20
2:45	1710.2	236.4	1735.8	247.70	14:45	1743.4	240.3	1703.4	245.52
3:00	1710.2	235.2	1734.2	252.28	15:00	1743.4	238.5	1706.9	247.74
3:15	1710.2	235.8	1732.4	253.57	15:15	1743.4	240.1	1704.6	252.41
3:30	1710.2	233.4	1735.2	255.58	15:30	1743.4	239.4	1699.7	253.14
3:45	1710.2	237.4	1735.0	251.18	15:45	1743.4	239	1700.9	235.58
4:00	1710.2	237.2	1733.1	257.06	16:00	1743.4	236.3	1691.1	242.47
4:15	1710.2	239	1733.6	254.46	16:15	1743.4	239.2	1691.9	242.11
4:30	1710.2	238.5	1737.9	255.36	16:30	1743.4	239.8	1692.2	241.22
4:45	1710.2	237	1736.3	254.69	16:45	1743.4	237.6	1692.0	241.51
5:00	1710.2	238.2	1733.6	247.98	17:00	1743.4	244.3	1705.8	240.92
5:15	1710.2	240.4	1732.7	255.21	17:15	1743.4	245.2	1702.3	242.43
5:30	1710.2	244.9	1731.8	261.45	17:30	1743.4	246.4	1705.8	245.55
6:45	1710.2	250.7	1733.3	272.82	17:45	1743.4	247.4	1706.5	246.64
6:00	1710.2	253.7	1729.1	271.20	18:00	1743.4	250.3	1706.1	241.94
6:15	1710.2	255.3	1728.6	269.44	18:15	1743.4	252.9	1704.2	243.96
6:30	1710.2	258.4	1733.6	271.44	18:30	1743.4	254.4	1703.0	239.60
6:45	1710.2	260.6	1730.5	279.30	18:45	1743.4	257.2	1703.6	241.39
7:00	1710.2	260.6	1734.5	277.94	19:00	1743.4	260.1	1703.5	240.89
7:15	1710.2	258.7	1735.2	269.73	19:15	1743.4	265.8	1703.5	243.23
7:30	1710.2	258.6	1736.7	265.85	19:30	1743.4	270.9	1703.6	246.75
7:45	1710.2	254.8	1735.9	271.68	19:45	1743.4	269.3	1704.0	270.04
8:00	1710.2	255.5	1735.2	268.53	20:00	1743.4	265.7	1700.4	270.07
8:15	1710.2	256	1734.0	268.79	20:15	1743.4	266.1	1698.3	266.22
8:30	1710.2	254	1735.0	258.30	20:30	1743.4	263.7	1702.8	278.13
8:45	1710.2	254.7	1734.6	261.35	20:45	1743.4	262.7	1704.1	276.07
9:00	1710.2	256.2	1601.2	261.08	21:00	1743.4	260	1703.1	275.69
9:15	1710.2	257.8	1550.5	265.20	21:15	1743.4	255.6	1703.3	266.71
9:30	1710.2	258.5	1549.5	264.06	21:30	1743.4	253.4	1700.8	263.41
9:45	1710.2	257	1552.3	244.13	21:45	1743.4	251.8	1708.3	269.27
10:00	1710.2	256.4	1551.2	240.81	22:00	1743.4	246.8	1704.6	266.89
10:15	1710.2	257.3	1548.5	243.07	22:15	1743.4	245	1710.9	261.99
10:30	1710.2	253.5	1547.2	243.83	22:30	1743.4	242.9	1710.9	254.94
10:45	1710.2	249.1	1544.9	252.83	22:45	1743.4	243.2	1715.5	250.27
11:00	1710.2	249.1	1550.9	261.55	23:00	1743.4	240.4	1718.6	252.73
11:15	1710.2	252.5	1548.9	255.42	23:15	1743.4	238.9	1718.8	245.32
11:30	1710.2	254.8	1552.3	266.31	23:30	1743.4	237.5	1722.3	238.14
11:45	1710.2	253.6	1551.9	269.86	23:45	1743.4	235	1721.4	237.43

Remarks-no forecast generation and load due to problem with RSC

Yours faithfully,

Sign:
Tshering Choden

Coincidental peak load of Day(Last year):	
217.86 MW	29-Jul-16
Maximum Load till date:	
344.02 MW	18-Mar-17



འབྲུག་གྲོག་མེ་ལས་འཛིན།

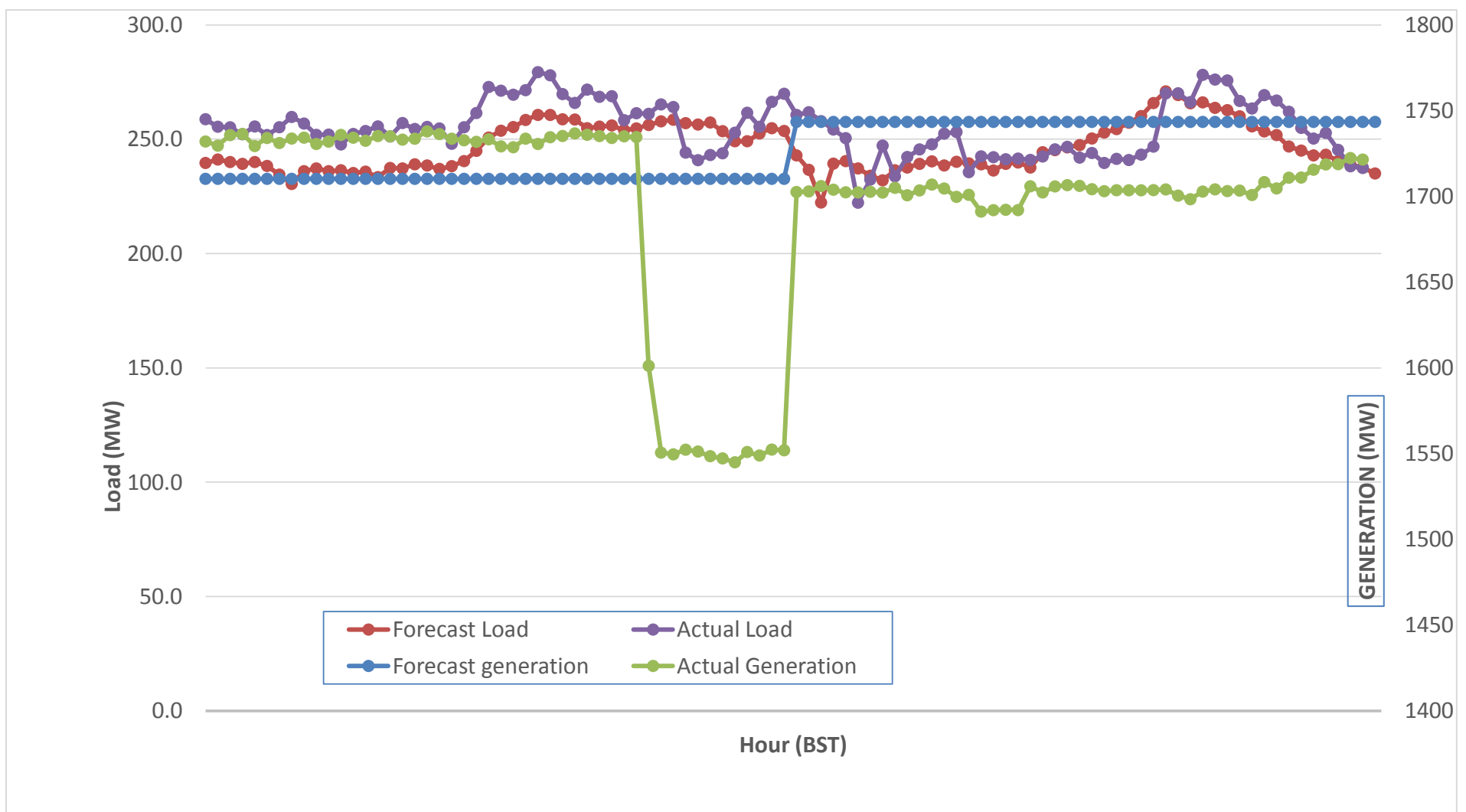
Bhutan Power Corporation Ltd.
 Bhutan Power System Operator
 Thimphu: Bhutan



Message No.: Enter your message number
 From: Shift In-charge, Control Room

Date: 30-Jul-17
 Time: 10:16

Forecast Generation & Load with Actual Generation & Load (29-Jul-2017).



Yours faithfully,

Sign:
Tshering Choden

	Coincidental peak load of Day(Last year):	
	217.86 MW	29-Jul-16

Maximum Load till date:	
344.02 MW	18-Mar-17

Telephone: +975-02335631; Fax: +975-02335632; Email: bhutansystemoperator@bpc.bt; www.bpc.bt



འབྲུག་གྲོག་མེ་ལས་འཛིན།

Bhutan Power Corporation Ltd.
Bhutan Power System Operator
Thimphu: Bhutan



Message No.: Enter your message number
From: Shift In-charge, Control Room

Date: 30-Jul-17
Time: 10:16

To Forecast Generation & Load with Actual Generation & Load (29-Jul-2017).
Managing Director, BPC. Email: gemtshering@bpc.bt
Director, O&MD, DGPC. Email: director.umd@drukgreen.com
General Manager, TD, BPC. Email: thinleygyeltshen@bpc.bt
General Manager, DCSD, BPC. Email: sandeprai@bpc.bt
General Manager, BPSO, BPC. Email: ujjwaldahal@bpc.bt

Sub: Load Generation Balance Report from 00:00hrs to 09:00hrs (30-Jul-2017).

Hours (BST)	Forecast		Actual	
	Generation	Load	Generation	Load
0:00	1713.3	236.1	1721.9	232.20
0:15	1713.3	237.8	1724.9	237.65
0:30	1713.3	237.1	1723.6	240.12
0:45	1713.3	236.1	1724.1	247.41
1:00	1713.3	236.2	1724.4	244.46
1:15	1713.3	234.5	1722.5	248.82
1:30	1713.3	230	1723.7	245.82
1:45	1713.3	228.3	1722.3	240.28
2:00	1713.3	233.3	1724.5	235.05
2:15	1713.3	235	1723.2	231.72
2:30	1713.3	233.2	1720.2	235.04
2:45	1713.3	233.5	1718.1	240.18
3:00	1713.3	233	1721.1	251.01
3:15	1713.3	233.1	1721.8	251.60
3:30	1713.3	228.1	1718.6	257.98
3:45	1713.3	233.5	1718.3	251.40
4:00	1713.3	233.2	1721.4	256.61
4:15	1713.3	235.1	1715.8	256.27
4:30	1713.3	235.7	1716.1	257.95
4:45	1713.3	234.8	1713.8	253.51
5:00	1713.3	235.7	1717.3	255.81
5:15	1713.3	237.6	1714.9	257.00
5:30	1713.3	240.7	1713.9	255.05
5:45	1713.3	246.5	1709.2	247.01
6:00	1713.3	248.3	1711.2	268.19
6:15	1713.3	249.7	1707.6	271.21
6:30	1713.3	254.9	1707.1	274.62
6:45	1713.3	256.6	1710.0	282.06
7:00	1713.3	257.4	1706.4	285.80
7:15	1713.3	254.9	1705.7	288.10
7:30	1713.3	256	1710.0	288.23
7:45	1713.3	251.1	1708.7	280.88
8:00	1713.3	253.3	1708.2	271.08
8:15	1713.3	253.2	1706.5	266.70
8:30	1713.3	252.7	1705.3	269.23
8:45	1713.3	252.6	1702.9	265.11
9:00	1538.4	254.4	1650.0	255.71

Coincidental peak load of Day(Last year):	
217.86 MW	29-Jul-16
258.23 MW	
344.02 MW	18-Mar-17

Yours faithfully,

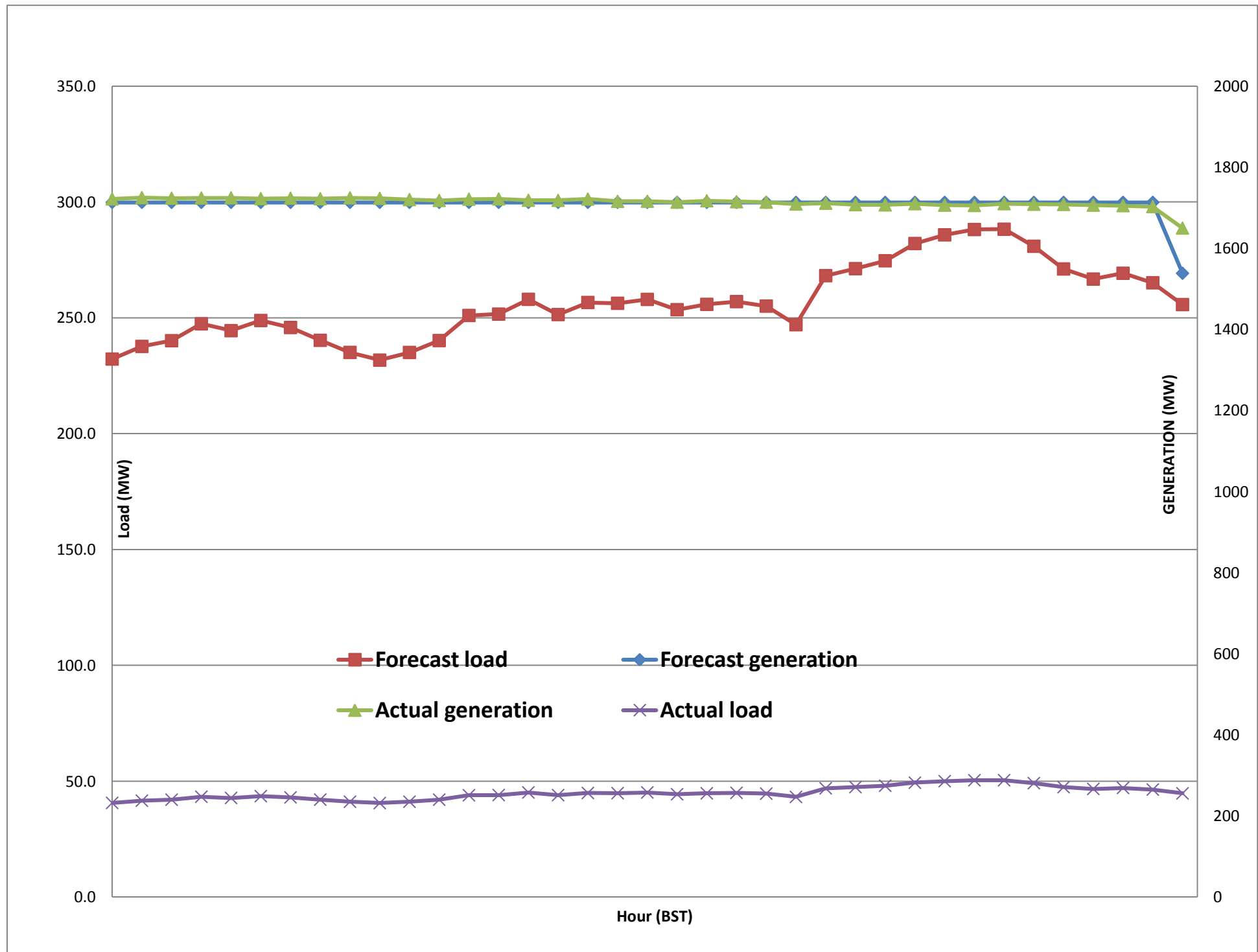
Sign:
Tshering Choden



Message No.: Enter your message number
 From: Shift In-charge, Control Room

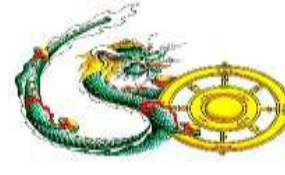
6/25/2017 10:28 30-Jul-17
 6/25/2017 10:28 10:16

Forecast Generation & Load with Actual Generation & Load of Today from 00:00hrs to 09:00hrs(30-Jul-2017).





འབྲུག་གྲོག་ལས་ལེ་སྐོར་ལྷན་ཁག་།
Bhutan Power Corporation Ltd.
Bhutan Power System Operator
 Thimphu: Bhutan



Message No.: Enter your message number **Date:** 30-Jul-17
From: Shift In-charge, Control Room **Time:** 10:16

To: Forecast Generation & Load with Actual Generation & Load (29-Jul-2017).
 Managing Director, BPC. Email: gemtshering@bpc.bt
 Director, O&MD, DGPC. Email: director.umd@drukgreen.com
 General Manager, TD, BPC. Email: ktobgye@bpc.bt
 General Manager, BPSO, BPC. Email: ujjwaldahal@bpc.bt
 Advisor, BPC. Email: bharattamang@bpc.bt

Sub: Scheduled Generation and Forcast Load of Tomorrow (31-Jul-2017).

Kindly find scheduled generation (MW) and load forecast (MW)

Hours (BST)	Forecast		Hours (BST)	Forecast	
	Generation	Load		Generation	Load
0:00	1710.2	239.6	12:00	1710.2	253.4
0:15	1710.2	241.1	12:15	1710.2	248
0:30	1710.2	240	12:30	1710.2	239.1
0:45	1710.2	239.2	12:45	1710.2	246.5
1:00	1710.2	240	13:00	1710.2	247.5
1:15	1710.2	238.3	13:15	1710.2	244.9
1:30	1710.2	234.5	13:30	1710.2	235.7
1:45	1710.2	230.4	13:45	1710.2	238.7
2:00	1710.2	236	14:00	1710.2	243
2:15	1710.2	237.2	14:15	1710.2	240.5
2:30	1710.2	236	14:30	1710.2	242.5
2:45	1710.2	236.4	14:45	1710.2	242.7
3:00	1710.2	235.2	15:00	1710.2	242.2
3:15	1710.2	235.8	15:15	1710.2	244.3
3:30	1710.2	233.4	15:30	1710.2	244
3:45	1710.2	237.4	15:45	1710.2	239.8
4:00	1710.2	237.2	16:00	1710.2	241.1
4:15	1710.2	239	16:15	1710.2	240.6
4:30	1710.2	238.5	16:30	1710.2	242.7
4:45	1710.2	237	16:45	1710.2	242.5
5:00	1710.2	238.2	17:00	1710.2	246.6
5:15	1710.2	240.4	17:15	1710.2	248.3
5:30	1710.2	244.9	17:30	1710.2	249.4
6:45	1710.2	250.7	17:45	1710.2	252
6:00	1710.2	253.7	18:00	1710.2	251.8
6:15	1710.2	255.3	18:15	1710.2	255
6:30	1710.2	258.4	18:30	1710.2	255.2
6:45	1710.2	260.6	18:45	1710.2	255.5
7:00	1710.2	260.6	19:00	1710.2	259.3
7:15	1710.2	258.7	19:15	1710.2	265.1
7:30	1710.2	258.6	19:30	1710.2	267.2
7:45	1710.2	254.8	19:45	1710.2	273.2
8:00	1710.2	255.5	20:00	1710.2	270.5
8:15	1710.2	256	20:15	1710.2	269.9
8:30	1710.2	254	20:30	1710.2	272.1
8:45	1710.2	254.7	20:45	1710.2	269
9:00	1710.2	256.2	21:00	1710.2	266
9:15	1710.2	257.8	21:15	1710.2	261.9
9:30	1710.2	258.5	21:30	1710.2	259.3
9:45	1710.2	257	21:45	1710.2	259
10:00	1710.2	256.4	22:00	1710.2	254.9
10:15	1710.2	257.3	22:15	1710.2	252.4
10:30	1710.2	253.5	22:30	1710.2	248
10:45	1710.2	249.1	22:45	1710.2	247.3
11:00	1710.2	249.1	23:00	1710.2	245.9
11:15	1710.2	252.5	23:15	1710.2	243
11:30	1710.2	254.8	23:30	1710.2	240.5
11:45	1710.2	253.6	23:45	1710.1	237.6

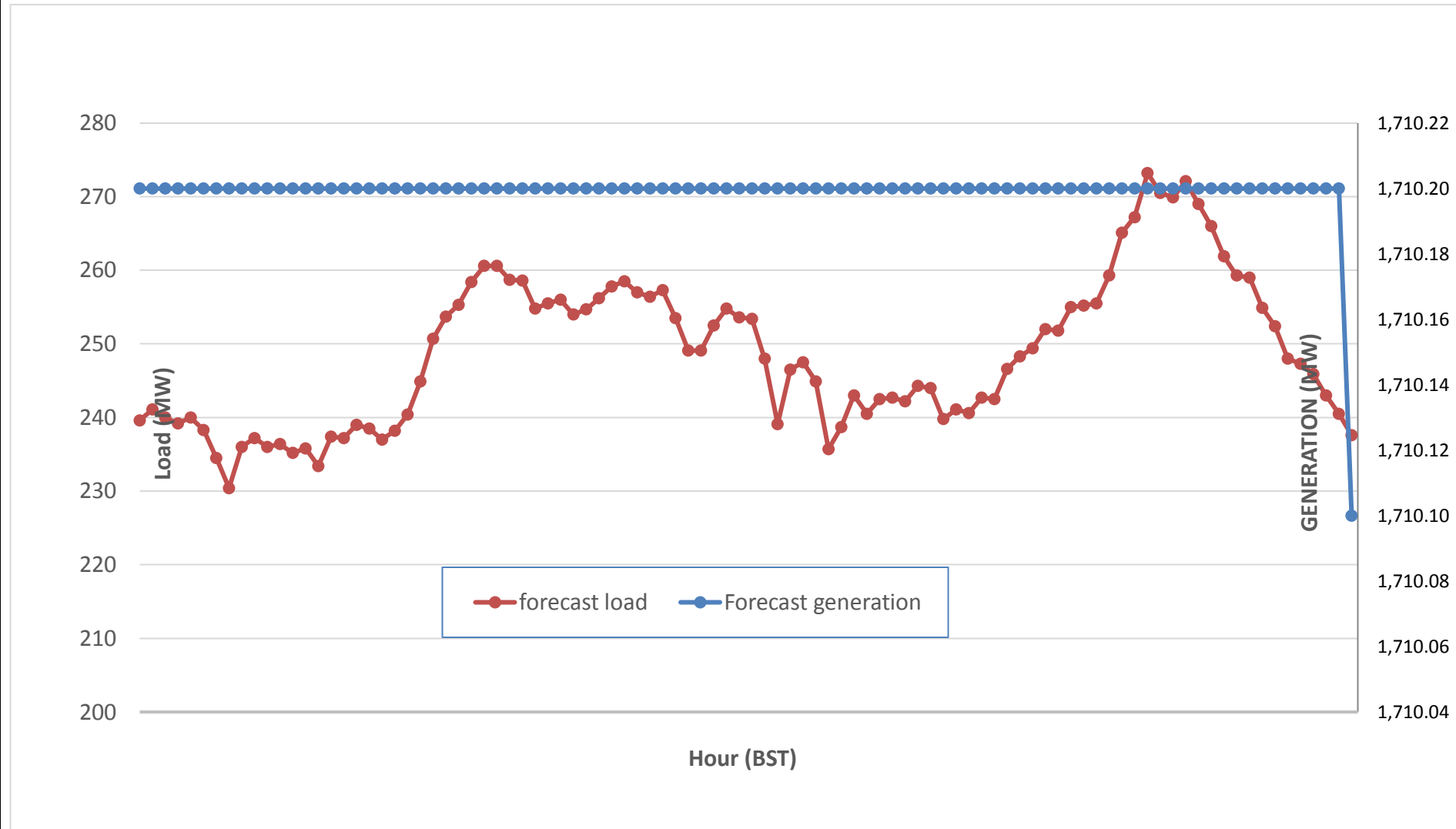
Yours faithfully,
 Sign:
 Tshering Choden



Message No.: Enter your message number
 From: Shift In-charge, Control Room

Date: 28-Jun-17
 Time: 11:31

Scheduled Generation & Load Forecast for Tomorrow (29-Jun-2017).



Yours faithfully,

Sign:
Tshering Choden

	MW
Scheduled Peak Generation(29-Jun-2017).	376.90
Forecast Peak Load(29-Jun-2017).	300.60