



འབྲུག་གླིང་གི་འཕུལ་རྒྱུ་ལྷན་ཁག་།

Bhutan Power Corporation Ltd.
Bhutan Power System Operator
Thimphu: Bhutan



Message No.: Enter your message number
From: Shift In-charge, Control Room

Date: 24-Jul-17
Time: 11:02

To: Forecast Generation & Load with Actual Generation & Load (23-Jul-2017).
Managing Director, BPC. Email: gemtshering@bpc.bt
Director, O&MD, DGPC. Email: director.umd@drukgreen.com
General Manager, TD, BPC. Email: ktobgye@bpc.bt
General Manager, DCSD, BPC. Email: sandeeprai@bpc.bt
General Manager, BPSO, BPC. Email: ujjwaldahal@bpc.bt

Sub: Load Generation Balance Report of Yesterday (23-Jul-2017).

Hours (BST)	Forecast		Actual		Hours (BST)	Forecast		Actual	
	Generation	Load	Generation	Load		Generation	Load	Generation	Load
0:00	1726.9	241.9	1526.4	167.73	12:00	1726.9	253.1	1622.8	177.18
0:15	1726.9	242.2	1526.4	167.39	12:15	1726.9	252.8	1619.9	179.54
0:30	1726.9	242	1526.4	165.96	12:30	1726.9	251.7	1619.8	177.02
0:45	1726.9	244.1	1526.4	165.96	12:45	1726.9	253.1	1622.6	179.91
1:00	1726.9	241.5	1526.4	165.41	13:00	1726.9	251.3	1674.3	226.70
1:15	1726.9	241.3	1526.4	165.30	13:15	1726.9	248.7	1670.7	239.46
1:30	1726.9	240.8	1526.4	164.77	13:30	1726.9	247.9	1668.9	235.24
1:45	1726.9	240	1526.4	166.54	13:45	1726.9	246.5	1672.4	216.27
2:00	1726.9	240	1526.4	166.35	14:00	1726.9	244.4	1669.3	226.01
2:15	1726.9	239.7	1526.4	165.68	14:15	1726.9	246.4	1670.6	226.83
2:30	1726.9	239.1	1526.4	165.03	14:30	1726.9	250	1666.3	219.72
2:45	1726.9	239.6	1526.4	166.04	14:45	1726.9	258	1668.9	216.90
3:00	1726.9	240.3	1526.4	166.46	15:00	1726.9	259.4	1668.8	215.19
3:15	1726.9	241.3	1526.4	166.36	15:15	1726.9	257.7	1668.3	221.75
3:30	1726.9	241	1526.4	166.32	15:30	1726.9	248.7	1670.5	229.63
3:45	1726.9	242.6	1526.4	170.68	15:45	1726.9	248.3	1671.1	228.79
4:00	1726.9	243.6	1526.4	170.45	16:00	1726.9	245.3	1673.4	228.34
4:15	1726.9	243.3	1526.4	165.61	16:15	1726.9	245.9	1669.8	220.26
4:30	1726.9	243.6	1526.4	165.17	16:30	1726.9	246.6	1669.8	220.06
4:45	1726.9	244.6	1526.4	165.27	16:45	1726.9	252.1	1669.8	218.70
5:00	1726.9	244.3	1526.4	166.05	17:00	1726.9	250.7	1618.5	168.75
5:15	1726.9	247.3	1526.4	165.45	17:15	1726.9	252.4	1622.0	172.97
5:30	1726.9	254.9	1526.4	166.03	17:30	1726.9	253.9	1623.0	171.02
6:45	1726.9	258.4	1526.4	165.45	17:45	1726.9	251.7	1624.5	172.43
6:00	1726.9	259.7	1526.4	166.25	18:00	1726.9	255.3	1622.5	169.33
6:15	1726.9	261.2	1526.4	165.60	18:15	1726.9	257.3	1627.1	177.43
6:30	1726.9	263.6	1526.4	165.96	18:30	1726.9	260.4	1627.8	186.79
6:45	1726.9	263.8	1526.4	165.94	18:45	1726.9	261.1	1625.1	189.31
7:00	1726.9	262.7	1526.4	166.77	19:00	1726.9	268.9	1623.9	188.58
7:15	1726.9	264.1	1526.4	167.21	19:15	1726.9	272.4	1627.9	195.67
7:30	1726.9	262.9	1526.4	166.96	19:30	1726.9	276.7	1625.4	188.28
7:45	1726.9	260.2	1526.4	167.91	19:45	1726.9	280.5	1629.9	170.84
8:00	1726.9	261.5	1526.4	167.09	20:00	1726.9	277.5	1624.9	161.22
8:15	1726.9	258.9	1526.4	165.85	20:15	1726.9	277.3	1624.4	165.02
8:30	1726.9	260.3	1526.4	166.03	20:30	1726.9	277.3	1620.4	150.77
8:45	1726.9	260.9	1526.4	165.24	20:45	1726.9	273.2	1627.9	154.50
9:00	1726.9	260.9	1526.4	168.59	21:00	1726.9	267.4	1625.3	150.82
9:15	1726.9	265	1526.4	170.00	21:15	1726.9	264.7	1626.9	145.78
9:30	1726.9	266.4	1526.4	169.48	21:30	1726.9	261.2	1625.0	143.21
9:45	1726.9	267	1526.4	169.94	21:45	1726.9	259	1622.3	141.65
10:00	1726.9	263.7	1526.4	170.19	22:00	1726.9	255.1	1624.9	141.25
10:15	1726.9	265.1	1526.4	171.45	22:15	1726.9	253	1625.7	137.53
10:30	1726.9	261.1	1526.4	171.00	22:30	1726.9	249.7	1622.7	141.88
10:45	1726.9	260.5	1526.4	170.66	22:45	1726.9	246.5	1627.6	144.91
11:00	1726.9	261.9	1526.4	170.29	23:00	1726.9	244.1	1622.9	141.78
11:15	1726.9	261.4	1526.4	170.76	23:15	1726.9	242.4	1626.2	139.38
11:30	1726.9	262.9	1621.7	186.51	23:30	1726.9	239.7	1626.1	138.59
11:45	1726.9	253	1625.3	181.61	23:45	1726.9	241.6	1626.2	133.01

Remarks-no forecast generation and load due to problem with RSC

Yours faithfully,

Sign:
Pema Lhamo

Coincidental peak load of Day(Last year):	
276.27	24-Jul-16
Maximum Load till date:	
344.02 MW	18-Mar-17



འབྲུག་གྲོག་མེ་ལས་འཛིན།

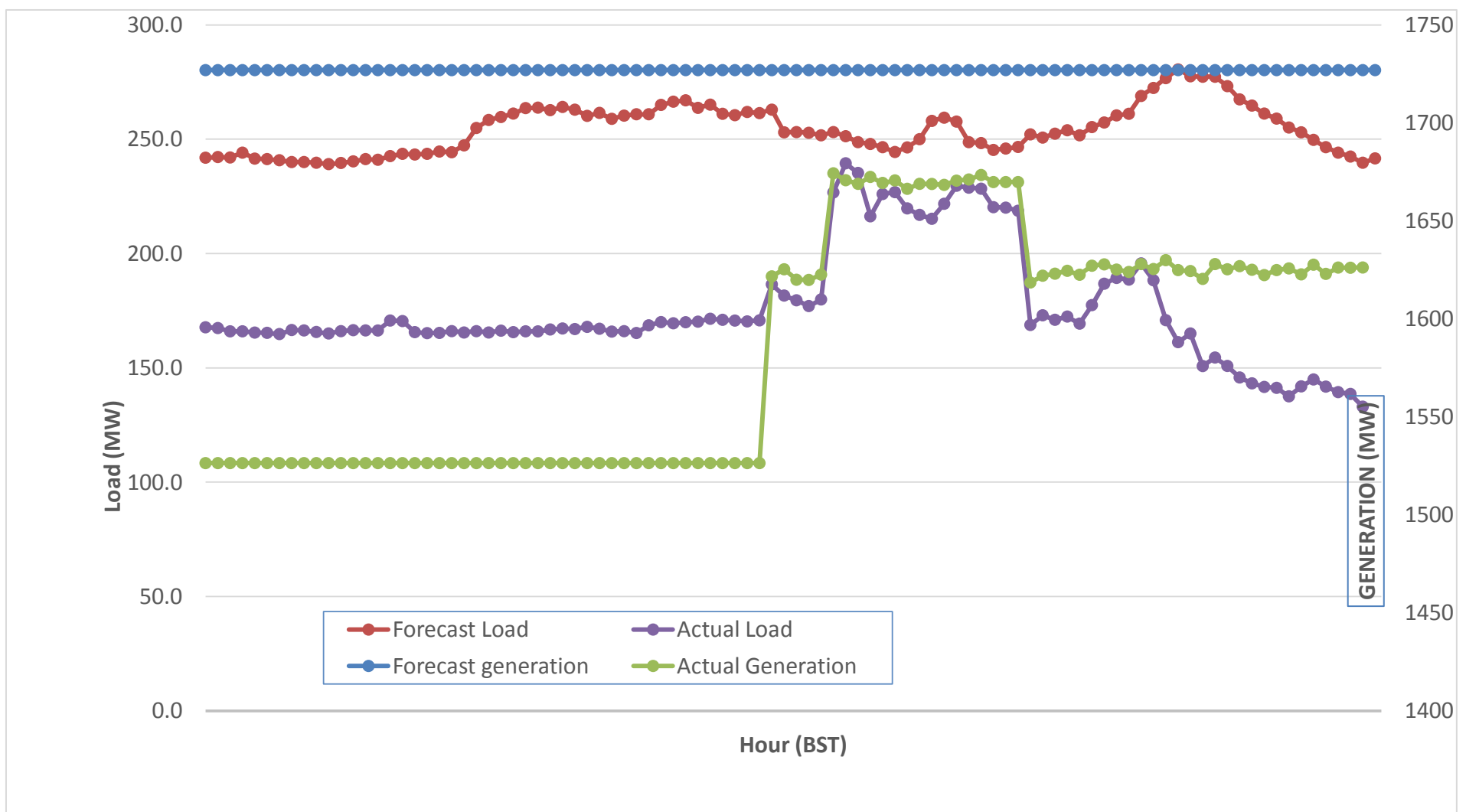
Bhutan Power Corporation Ltd.
 Bhutan Power System Operator
 Thimphu: Bhutan



Message No.: Enter your message number
 From: Shift In-charge, Control Room

Date: 24-Jul-17
 Time: 11:02

Forecast Generation & Load with Actual Generation & Load (23-Jul-2017).



Yours faithfully,

Sign:
Pema Lhamo

	Coincidental peak load of Day(Last year):	
	276.27	24-Jul-16

Maximum Load till date:	
344.02 MW	18-Mar-17



ལྷན་སྐྱོད་ལེ་ལས་འཛིན།

Bhutan Power Corporation Ltd.
Bhutan Power System Operator
Thimphu: Bhutan



Message No.: Enter your message number
From: Shift In-charge, Control Room

Date: 24-Jul-17
Time: 11:06

To Forecast Generation & Load with Actual Generation & Load (23-Jul-2017).
Managing Director, BPC. Email: gemtshering@bpc.bt
Director, O&MD, DGPC. Email: director.umd@drukgreen.com
General Manager, TD, BPC. Email: thinleygyeltshen@bpc.bt
General Manager, DCSD, BPC. Email: sandeprai@bpc.bt
General Manager, BPSO, BPC. Email: ujjwaldahal@bpc.bt

Sub: Load Generation Balance Report from 00:00hrs to 09:00hrs (24-Jul-2017).

Hours (BST)	Forecast		Actual	
	Generation	Load	Generation	Load
0:00	1718.7	237.1	1626.8	138.17
0:15	1718.7	235.7	1625.8	132.24
0:30	1718.7	236	1625.7	133.63
0:45	1718.7	237.2	1627.0	126.55
1:00	1718.7	235.5	1630.1	132.51
1:15	1718.7	235.7	1626.2	137.30
1:30	1718.7	235.1	1625.1	136.93
1:45	1718.7	234.6	1630.7	137.05
2:00	1718.7	233.8	1625.3	140.66
2:15	1718.7	232.2	1626.3	136.77
2:30	1718.7	233.1	1620.4	134.44
2:45	1718.7	232.8	1629.9	157.65
3:00	1718.7	233.1	1627.0	156.04
3:15	1718.7	233.5	1627.8	157.86
3:30	1718.7	232.7	1628.3	157.84
3:45	1718.7	236.3	1622.3	159.20
4:00	1718.7	237.6	1634.2	141.74
4:15	1718.7	236.7	1629.9	153.67
4:30	1718.7	237.6	1627.4	161.50
4:45	1718.7	237.8	1629.5	152.99
5:00	1718.7	238	1623.5	156.32
5:15	1718.7	240.9	1622.5	163.30
5:30	1718.7	248.5	1626.9	165.74
5:45	1718.7	252.9	1629.4	174.27
6:00	1718.7	253.7	1623.6	170.23
6:15	1718.7	256.1	1627.7	175.59
6:30	1718.7	259.5	1627.5	176.96
6:45	1718.7	259	1628.4	172.28
7:00	1718.7	257.8	1627.3	173.50
7:15	1718.7	258.2	1626.9	176.26
7:30	1718.7	256.8	1625.9	169.37
7:45	1718.7	255.1	1626.0	177.99
8:00	1718.7	255.3	1623.0	175.60
8:15	1718.7	254.5	1622.8	173.90
8:30	1718.7	256.6	1624.8	172.63
8:45	1718.7	256.5	1626.7	166.37
9:00	1718.7	257.1	1625.3	167.60

Coincidental peak load of Day(Last year):	
276.27	24-Jul-16

258.23 MW	
344.02 MW	18-Mar-17

Yours faithfully,

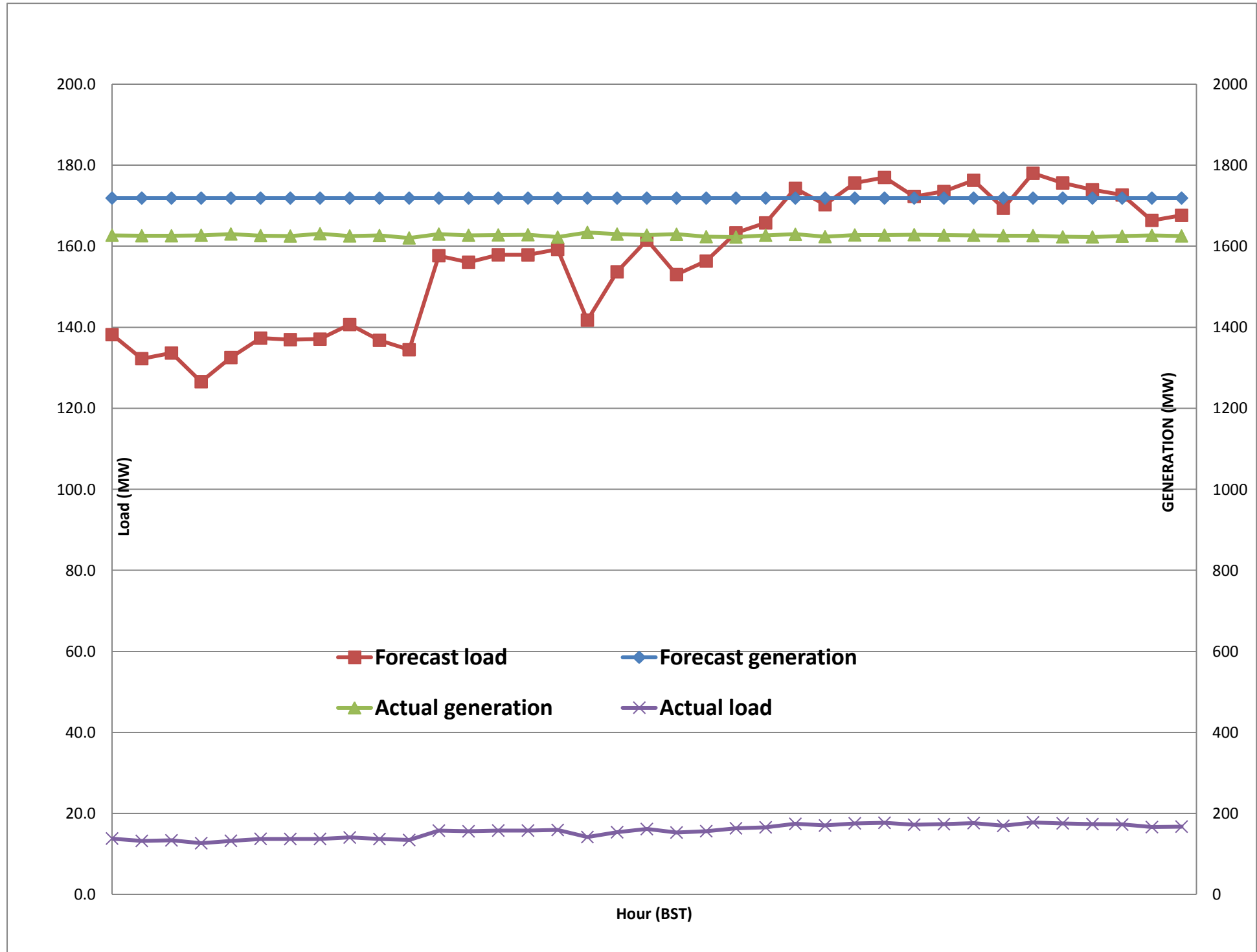
Sign:
Pema Lhamo



Message No.: Enter your message number
 From: Shift In-charge, Control Room

24-Jul-17
 11:02

Forecast Generation & Load with Actual Generation & Load of Today from 00:00hrs to 09:00hrs(24-Jul-2017).





འབྲུག་གྲོག་ལས་ཁུངས་ལྷན་ཁག།
Bhutan Power Corporation Ltd.
Bhutan Power System Operator
 Thimphu: Bhutan



Message No.: Enter your message number **Date:** 24-Jul-17
From: Shift In-charge, Control Room **Time:** 11:02

To: Forecast Generation & Load with Actual Generation & Load (23-Jul-2017).
 Managing Director, BPC. Email: gemtshering@bpc.bt
 Director, O&MD, DGPC. Email: director.umd@drukgreen.com
 General Manager, TD, BPC. Email: ktobgye@bpc.bt
 General Manager, BPSO, BPC. Email: ujjwaldahal@bpc.bt
 Advisor, BPC. Email: bharattamang@bpc.bt

Sub: Scheduled Generation and Forcast Load of Tomorrow (25-Jul-2017).

Kindly find scheduled generation (MW) and load forecast (MW)

Hours (BST)	Forecast		Hours (BST)	Forecast	
	Generation	Load		Generation	Load
0:00	1718.5	233.4	12:00	1718.5	243.3
0:15	1718.5	232.6	12:15	1718.5	230
0:30	1718.5	232.7	12:30	1710	210
0:45	1718.5	233.9	12:45	1717.7	241.1
1:00	1718.5	232.6	13:00	1717.7	244.5
1:15	1718.5	232.6	13:15	1717.7	244.8
1:30	1718.5	232.3	13:30	1717.7	239.2
1:45	1718.5	232	13:45	1717.7	234.9
2:00	1718.5	231.4	14:00	1717.7	238.7
2:15	1718.5	230.1	14:15	1717.7	239.3
2:30	1718.5	230.9	14:30	1717.7	240.3
2:45	1718.5	230.6	14:45	1717.7	244.2
3:00	1718.5	230.9	15:00	1717.7	243
3:15	1718.5	231.2	15:15	1717.7	242.3
3:30	1718.5	230.6	15:30	1717.7	239.4
3:45	1718.5	233.3	15:45	1717.7	240.4
4:00	1718.5	234.4	16:00	1717.7	239.2
4:15	1718.5	233.6	16:15	1717.7	238.2
4:30	1718.5	234.2	16:30	1717.7	237.6
4:45	1718.5	234.2	16:45	1717.7	237.9
5:00	1718.5	234.3	17:00	1717.7	238.1
5:15	1718.5	236.3	17:15	1717.7	240.9
5:30	1718.5	241.8	17:30	1717.7	239.5
6:45	1718.5	244.9	17:45	1717.7	238.4
6:00	1718.5	245.5	18:00	1717.7	241
6:15	1718.5	247.1	18:15	1717.7	242
6:30	1718.5	249.7	18:30	1717.7	245.5
6:45	1718.5	249.3	18:45	1717.7	245.6
7:00	1718.5	248.5	19:00	1717.7	250.5
7:15	1718.5	248.9	19:15	1717.7	254.8
7:30	1718.5	247.9	19:30	1717.7	257.5
7:45	1718.5	246.8	19:45	1717.7	254.8
8:00	1718.5	246.9	20:00	1717.7	252.5
8:15	1718.5	246.3	20:15	1717.7	253.7
8:30	1718.5	247.8	20:30	1717.7	251.6
8:45	1718.5	247.8	20:45	1717.7	249.1
9:00	1718.5	248.3	21:00	1717.7	246.9
9:15	1718.5	248.6	21:15	1717.7	243.3
9:30	1718.5	249.9	21:30	1717.7	241.1
9:45	1718.5	249.6	21:45	1717.7	240.9
10:00	1718.5	249.5	22:00	1717.7	237.5
10:15	1718.5	250.6	22:15	1717.7	236.9
10:30	1718.5	247.5	22:30	1717.7	235
10:45	1718.5	242	22:45	1717.7	234.2
11:00	1718.5	244.4	23:00	1717.7	232
11:15	1718.5	245.5	23:15	1717.7	230.8
11:30	1718.5	248.9	23:30	1717.7	227.8
11:45	1718.5	244.4	23:45	1717.7	228.3

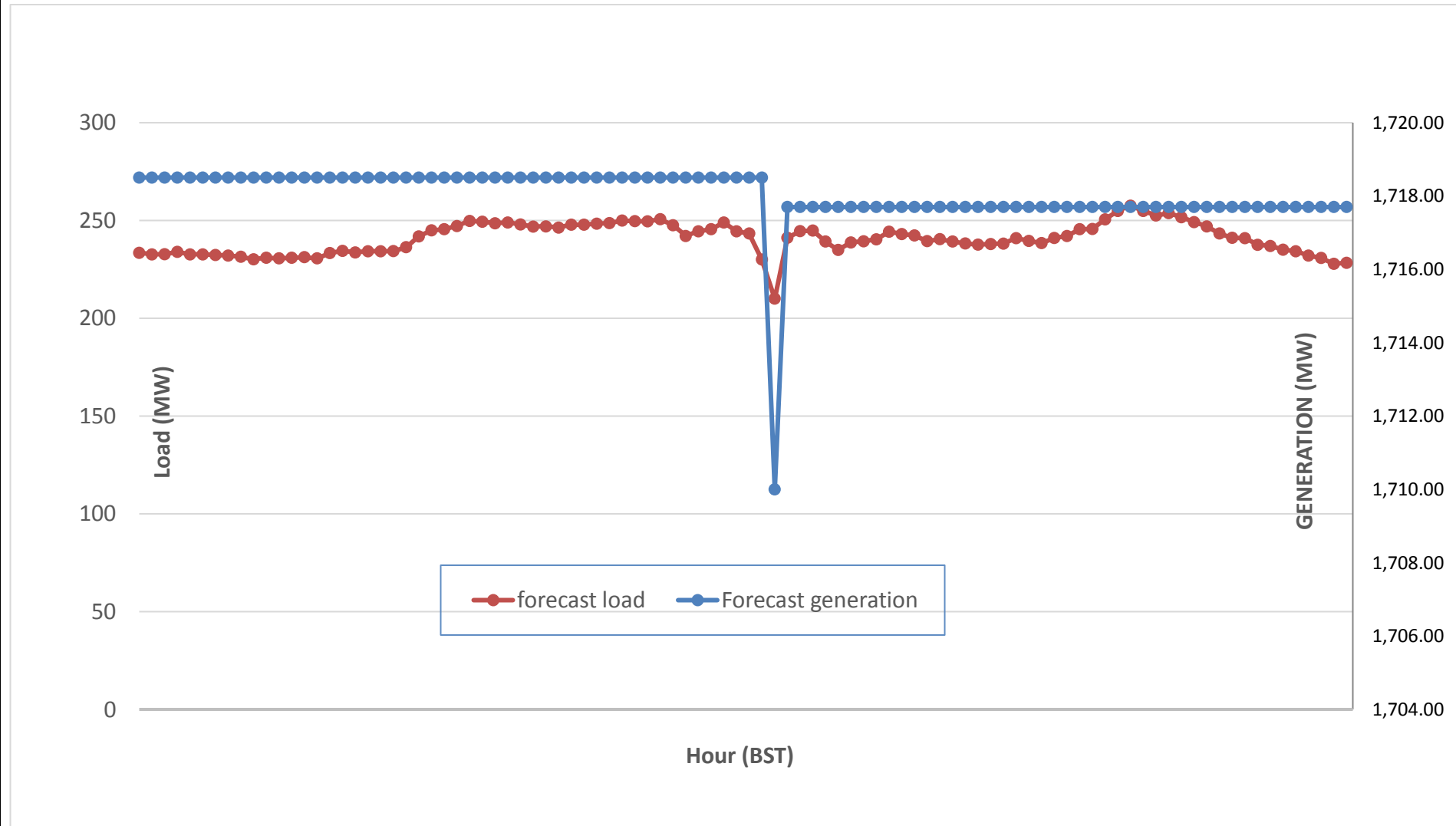
Yours faithfully,
 Sign:
 Pema Lhamo



Message No.: Enter your message number
 From: Shift In-charge, Control Room

Date: 3-Jul-17
 Time: 11:01

Scheduled Generation & Load Forecast for Tomorrow (04-Jul-2017).



Yours faithfully,

Sign:
Tshering Yangzom

	MW
Scheduled Peak Generation(04-Jul-2017).	376.90
Forecast Peak Load(04-Jul-2017).	300.60