



འབྲུག་གླིང་མེ་ལམ་འཛིན།

Bhutan Power Corporation Ltd.
Bhutan Power System Operator
Thimphu: Bhutan



Message No.: Enter your message number
From: Shift In-charge, Control Room

Date: 21-Jul-17
Time: 10:33

To: Forecast Generation & Load with Actual Generation & Load (20-Jul-2017).
Managing Director, BPC. Email: gemtshering@bpc.bt
Director, O&MD, DGPC. Email: director.umd@drukgreen.com
General Manager, TD, BPC. Email: ktobgye@bpc.bt
General Manager, DCSD, BPC. Email: sandeeprai@bpc.bt
General Manager, BPSO, BPC. Email: ujjwaldahal@bpc.bt

Sub: Load Generation Balance Report of Yesterday (20-Jul-2017).

Hours (BST)	Forecast		Actual		Hours (BST)	Forecast		Actual	
	Generation	Load	Generation	Load		Generation	Load	Generation	Load
0:00	1715.8	247.4	1671.9	247.82	12:00	1715.8	245.5	1671.9	250.66
0:15	1715.8	245.6	1672.1	245.39	12:15	1715.8	246.4	1671.9	250.22
0:30	1715.8	246.3	1672.2	245.46	12:30	1715.8	247	1671.9	250.34
0:45	1715.8	247.5	1671.5	249.12	12:45	1715.8	247.9	1671.9	250.67
1:00	1715.8	244.9	1671.2	247.30	13:00	1715.8	246.7	1671.9	249.44
1:15	1715.8	244.7	1671.9	249.21	13:15	1715.8	244.7	1671.9	248.90
1:30	1715.8	243.9	1672.1	248.46	13:30	1715.8	245	1671.9	249.11
1:45	1715.8	242.9	1671.7	249.14	13:45	1715.8	244.4	1671.9	249.02
2:00	1715.8	240.8	1671.8	249.48	14:00	1715.8	243.2	1671.9	251.31
2:15	1715.8	240.7	1671.9	249.54	14:15	1715.8	246	1671.9	250.61
2:30	1715.8	242.5	1671.9	250.01	14:30	1715.8	249.9	1671.9	249.46
2:45	1715.8	241.5	1671.9	250.28	14:45	1715.8	247.8	1671.9	301.80
3:00	1715.8	241.7	1672.4	250.63	15:00	1715.8	252	1671.9	299.39
3:15	1715.8	241.8	1672.2	251.04	15:15	1715.8	248.8	1671.9	299.72
3:30	1715.8	242.9	1672.8	250.32	15:30	1715.8	248.8	1671.9	251.19
3:45	1715.8	245.2	1672.6	252.79	15:45	1715.8	249.6	1671.9	251.05
4:00	1715.8	246.6	1672.7	251.86	16:00	1715.8	245.7	1671.9	250.79
4:15	1715.8	244.8	1671.9	252.76	16:15	1715.8	246.9	1671.9	249.59
4:30	1715.8	246.6	1672.0	252.56	16:30	1715.8	246	1671.9	249.71
4:45	1715.8	246.5	1672.4	254.23	16:45	1715.8	250.3	1671.9	250.79
5:00	1715.8	246.2	1672.0	256.26	17:00	1715.8	250.4	1671.9	251.50
5:15	1715.8	251.2	1672.4	258.37	17:15	1715.8	252.5	1671.9	251.64
5:30	1715.8	255.3	1672.5	259.49	17:30	1715.8	252.9	1671.9	251.93
6:45	1715.8	259.4	1672.5	263.62	17:45	1715.8	255.3	1672.1	225.33
6:00	1715.8	264	1672.7	265.73	18:00	1715.8	254.3	1672.3	249.39
6:15	1715.8	265.6	1672.4	266.37	18:15	1715.8	257.2	1672.2	250.04
6:30	1715.8	269	1672.2	266.83	18:30	1715.8	261.1	1672.4	249.56
6:45	1715.8	267.8	1672.2	266.43	18:45	1715.8	262.2	1672.4	248.81
7:00	1715.8	267.5	1672.1	265.56	19:00	1715.8	275	1672.7	250.02
7:15	1715.8	269.3	1671.9	259.87	19:15	1715.8	279.7	1672.1	251.81
7:30	1715.8	267.2	1672.0	258.14	19:30	1715.8	285.1	1671.8	251.55
7:45	1715.8	266.7	1672.1	256.56	19:45	1715.8	287.7	1671.8	254.40
8:00	1715.8	265	1672.2	256.19	20:00	1715.8	284	1672.0	253.76
8:15	1715.8	261.5	1671.8	256.88	20:15	1715.8	284.5	1671.8	253.77
8:30	1715.8	263.9	1671.8	259.07	20:30	1715.8	286.9	1671.2	252.25
8:45	1715.8	263.5	1671.7	257.27	20:45	1715.8	282.5	1671.0	250.34
9:00	1715.8	264.3	1671.6	254.46	21:00	1715.8	277.4	1670.8	249.36
9:15	1715.8	263.8	1671.7	253.86	21:15	1715.8	273.6	1671.8	247.82
9:30	1715.8	267.5	1672.0	256.00	21:30	1715.8	272.3	1671.7	247.45
9:45	1715.8	266.9	1671.8	253.55	21:45	1715.8	268.3	1671.7	244.87
10:00	1715.8	265.3	1672.0	251.68	22:00	1715.8	263.6	1671.6	244.93
10:15	1715.8	267.4	1671.5	251.56	22:15	1715.8	261.4	1672.3	245.16
10:30	1715.8	260.7	1671.7	251.22	22:30	1715.8	257.3	1672.2	245.50
10:45	1715.8	257.3	1671.8	252.08	22:45	1715.8	254.4	1672.2	243.95
11:00	1715.8	259.3	1671.8	247.28	23:00	1715.8	250.6	1672.4	243.70
11:15	1715.8	261.9	1671.8	249.40	23:15	1715.8	247.8	1672.4	244.08
11:30	1715.8	259.3	1672.0	250.92	23:30	1715.8	244.3	1672.2	242.52
11:45	1715.8	245.4	1671.9	253.96	23:45	1715.8	245.2	1671.5	241.61

Remarks-no forecast generation and load due to problem with RSC

Yours faithfully,

Sign:
Tshering Deki

Coincidental peak load of Day(Last year):	
276.27	21-Jul-16
Maximum Load till date:	
344.02 MW	18-Mar-17



འབྲུག་རྒྱལ་ཁོ་ལས་འཛིན།

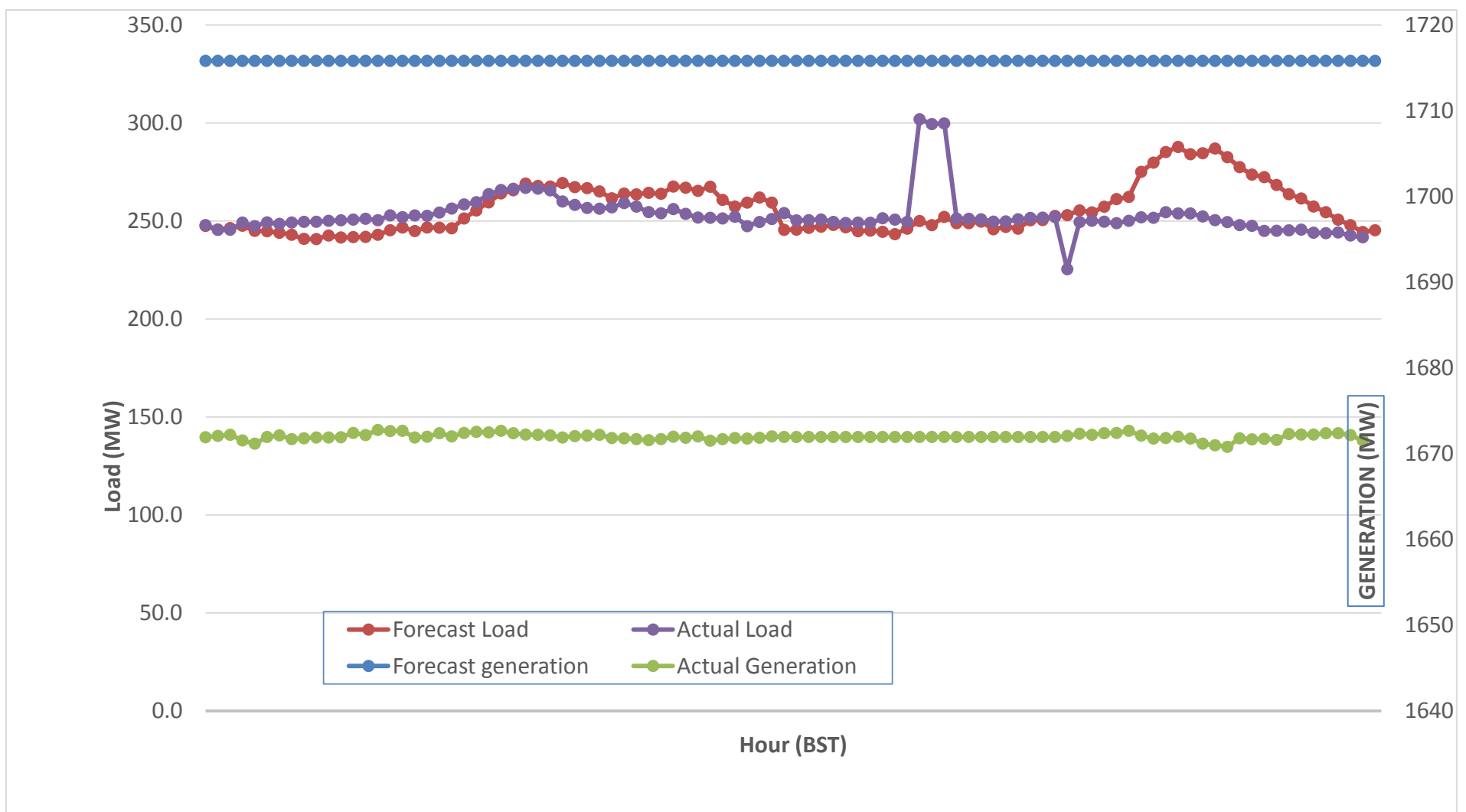
Bhutan Power Corporation Ltd.
 Bhutan Power System Operator
 Thimphu: Bhutan



Message No.: Enter your message number
 From: Shift In-charge, Control Room

Date: 21-Jul-17
 Time: 10:33

Forecast Generation & Load with Actual Generation & Load (20-Jul-2017).



Yours faithfully,

Sign:
Tshering Deki

	Coincidental peak load of Day(Last year):	
	276.27	21-Jul-16

Maximum Load till date:	
344.02 MW	18-Mar-17



འབྲུག་གློག་ལེ་ལས་འཛིན།

Bhutan Power Corporation Ltd.
Bhutan Power System Operator
Thimphu: Bhutan



Message No.: Enter your message number
From: Shift In-charge, Control Room

Date: 21-Jul-17
Time: 10:49

To Forecast Generation & Load with Actual Generation & Load (20-Jul-2017).
Managing Director, BPC. Email: gemtshering@bpc.bt
Director, O&MD, DGPC. Email: director.umd@drukgreen.com
General Manager, TD, BPC. Email: thinleygyeltshen@bpc.bt
General Manager, DCSD, BPC. Email: sandeprai@bpc.bt
General Manager, BPSO, BPC. Email: ujjwaldahal@bpc.bt

Sub: Load Generation Balance Report from 00:00hrs to 09:00hrs (21-Jul-2017).

Hours (BST)	Forecast		Actual	
	Generation	Load	Generation	Load
0:00	1706.4	244.4	1671.0	242.27
0:15	1706.4	243.3	1670.8	243.35
0:30	1706.4	243.5	1671.0	245.04
0:45	1706.4	245.9	1670.8	244.52
1:00	1706.4	242.9	1671.9	245.39
1:15	1706.4	242.6	1672.2	245.99
1:30	1706.4	241.8	1672.0	246.39
1:45	1706.4	241.6	1672.5	245.49
2:00	1706.4	240.1	1671.6	244.96
2:15	1706.4	239.4	1672.3	244.73
2:30	1706.4	240.9	1672.4	242.89
2:45	1706.4	240.2	1673.1	243.86
3:00	1706.4	240.8	1672.6	243.98
3:15	1706.4	241.2	1672.1	244.00
3:30	1706.4	242.3	1671.8	244.30
3:45	1706.4	244.7	1671.9	244.19
4:00	1706.4	245.9	1671.7	243.50
4:15	1706.4	244.3	1671.3	243.26
4:30	1706.4	245.6	1671.3	243.47
4:45	1706.4	245.9	1671.7	243.55
5:00	1706.4	245.6	1671.4	243.70
5:15	1706.4	249.3	1672.0	244.06
5:30	1706.4	259.9	1672.3	245.71
5:45	1706.4	264.1	1672.1	247.07
6:00	1706.4	263	1672.2	246.88
6:15	1706.4	264.9	1672.4	246.88
6:30	1706.4	268.5	1672.4	246.49
6:45	1706.4	267.7	1671.8	246.34
7:00	1706.4	267.2	1672.0	245.08
7:15	1706.4	268.7	1671.9	243.41
7:30	1706.4	266.9	1671.9	244.41
7:45	1706.4	266.4	1671.9	243.24
8:00	1706.4	264.9	1672.1	242.96
8:15	1706.4	261.2	1672.3	243.35
8:30	1706.4	263.9	1672.3	243.35
8:45	1706.4	264	1672.1	242.57
9:00	1706.4	264.7	1672.2	241.39

Coincidental peak load of Day(Last year):	
276.27	21-Jul-16
258.23 MW	
344.02 MW	18-Mar-17

Yours faithfully,

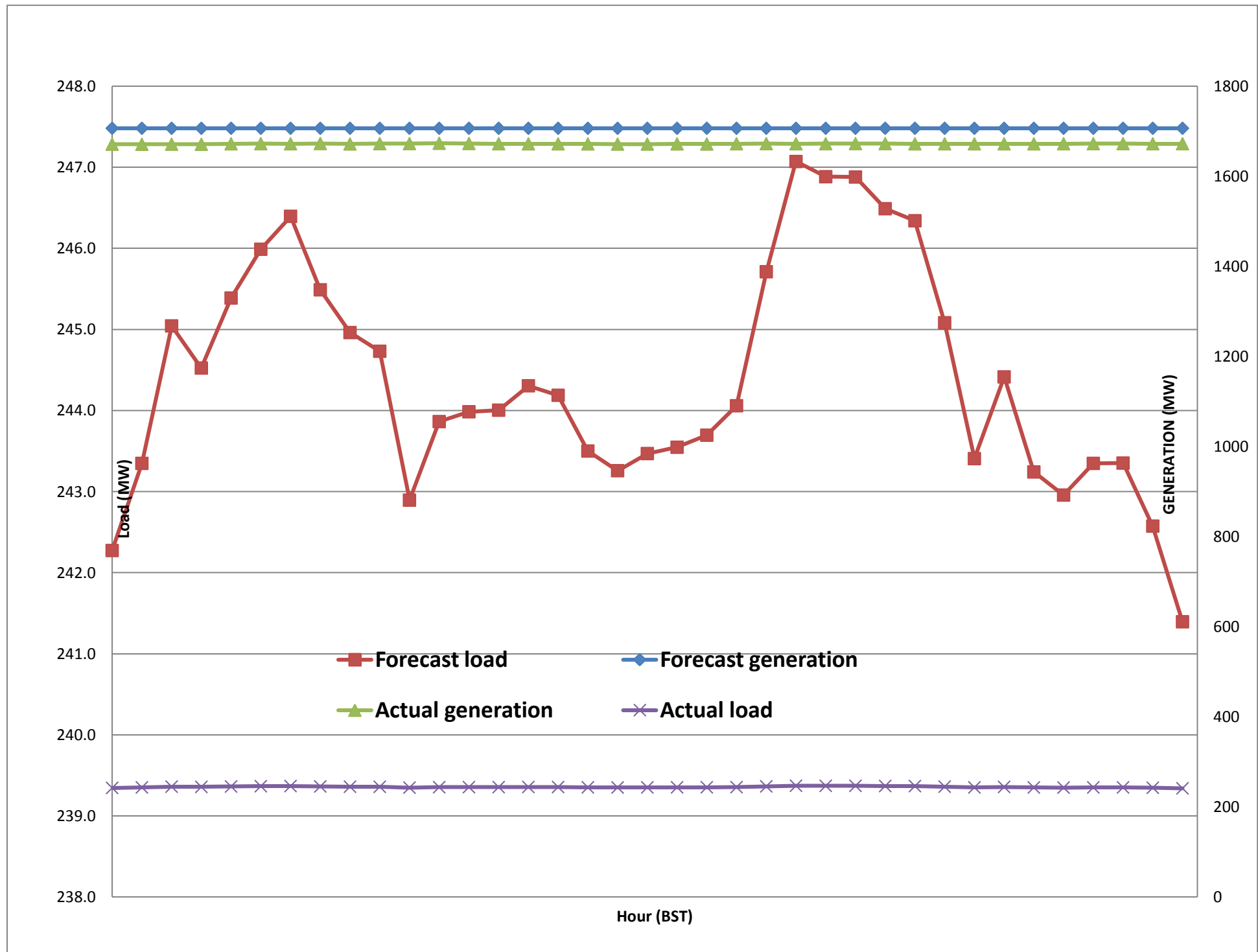
Sign:
Tshering Deki



Message No.: Enter your message number
 From: Shift In-charge, Control Room

21-Jul-17
 10:33

Forecast Generation & Load with Actual Generation & Load of Today from 00:00hrs to 09:00hrs(21-Jul-2017).





འབྲུག་གྲོག་ལས་ཁུངས་ལྷན་ཁག།
Bhutan Power Corporation Ltd.
Bhutan Power System Operator
 Thimphu: Bhutan



Message No.: Enter your message number **Date:** 21-Jul-17
From: Shift In-charge, Control Room **Time:** 10:33

To: Forecast Generation & Load with Actual Generation & Load (20-Jul-2017).
 Managing Director, BPC. Email: gemtshering@bpc.bt
 Director, O&MD, DGPC. Email: director.umd@drukgreen.com
 General Manager, TD, BPC. Email: ktobgye@bpc.bt
 General Manager, BPSO, BPC. Email: ujjwaldahal@bpc.bt
 Advisor, BPC. Email: bharattamang@bpc.bt

Sub: Scheduled Generation and Forcast Load of Tomorrow (22-Jul-2017).

Kindly find scheduled generation (MW) and load forecast (MW)

Hours (BST)	Forecast		Hours (BST)	Forecast	
	Generation	Load		Generation	Load
0:00	244	1724.9	12:00	252.4	1724.9
0:15	242.3	1724.9	12:15	253	1724.9
0:30	242.8	1724.9	12:30	253	1724.9
0:45	246.4	1724.9	12:45	253.5	1724.9
1:00	243	1724.9	13:00	252.1	1724.9
1:15	242.5	1724.9	13:15	248.9	1724.9
1:30	241.3	1724.9	13:30	247.9	1724.9
1:45	241.7	1724.9	13:45	247	1724.9
2:00	240.9	1724.9	14:00	244.8	1724.9
2:15	240.2	1724.9	14:15	246.4	1724.9
2:30	241.3	1724.9	14:30	249.2	1724.9
2:45	240.7	1724.9	14:45	260	1724.9
3:00	241	1724.9	15:00	262	1724.9
3:15	242.2	1724.9	15:15	260.7	1724.9
3:30	243.1	1724.9	15:30	249.3	1724.9
3:45	245.4	1724.9	15:45	249.5	1724.9
4:00	245	1724.9	16:00	247.6	1724.9
4:15	244.6	1724.9	16:15	248.5	1724.9
4:30	245.4	1724.9	16:30	248.1	1724.9
4:45	245.9	1724.9	16:45	253.2	1724.9
5:00	246.2	1724.9	17:00	251.8	1724.9
5:15	249.7	1724.9	17:15	253.6	1724.9
5:30	259	1724.9	17:30	254.9	1724.9
6:45	263	1724.9	17:45	252.2	1724.9
6:00	263.8	1724.9	18:00	256.1	1724.9
6:15	265.6	1724.9	18:15	258	1724.9
6:30	268	1724.9	18:30	261.9	1724.9
6:45	267.1	1724.9	18:45	262.7	1724.9
7:00	266.2	1724.9	19:00	270.9	1724.9
7:15	267	1724.9	19:15	275.3	1724.9
7:30	265.2	1724.9	19:30	280.3	1724.9
7:45	264.2	1724.9	19:45	284.1	1724.9
8:00	264.2	1724.9	20:00	281.2	1724.9
8:15	261	1724.9	20:15	280.7	1724.9
8:30	263.6	1724.9	20:30	281.3	1724.9
8:45	263.9	1724.9	20:45	276.7	1724.9
9:00	263.9	1724.9	21:00	271.6	1724.9
9:15	265.5	1724.9	21:15	267.9	1724.9
9:30	268.6	1724.9	21:30	264.9	1724.9
9:45	267.5	1724.9	21:45	261.6	1724.9
10:00	265.6	1724.9	22:00	257.8	1724.9
10:15	267.8	1724.9	22:15	255.8	1724.9
10:30	262.2	1724.9	22:30	252.2	1724.9
10:45	260.4	1724.9	22:45	249.2	1724.9
11:00	262.5	1724.9	23:00	246.6	1724.9
11:15	263.5	1724.9	23:15	244.3	1724.9
11:30	263.5	1724.9	23:30	241.4	1724.9
11:45	253.1	1724.9	23:45	242.6	1724.9

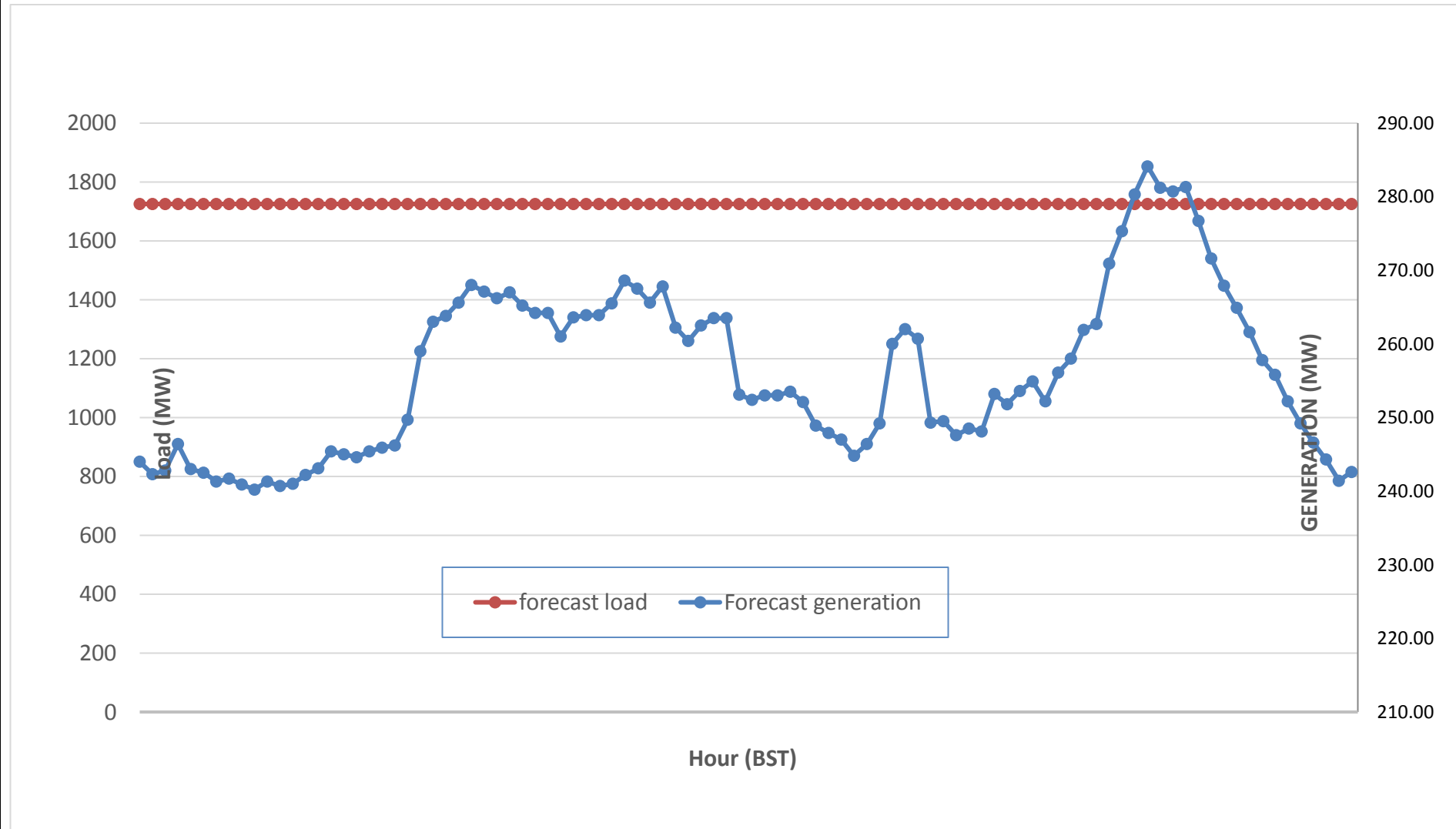
Yours faithfully,
 Sign:
 Tshering Deki



Message No.: Enter your message number
 From: Shift In-charge, Control Room

Date: 3-Jul-17
 Time: 11:01

Scheduled Generation & Load Forecast for Tomorrow (04-Jul-2017).



Yours faithfully,

Sign:
Tshering Yangzom

	MW
Scheduled Peak Generation(04-Jul-2017).	376.90
Forecast Peak Load(04-Jul-2017).	300.60