



ཕྱག་ལུགས་ལེ་ལས་འཛིན།

Bhutan Power Corporation Ltd.  
Bhutan Power System Operator  
Thimphu: Bhutan



Message No.: Enter your message number  
From: Shift In-charge, Control Room

Date: 20-Jul-17  
Time: 10:33

To: Forecast Generation & Load with Actual Generation & Load (19-Jul-2017).  
Managing Director, BPC. Email: gemtshering@bpc.bt  
Director, O&MD, DGPC. Email: director.umd@drukgreen.com  
General Manager, TD, BPC. Email: ktobgye@bpc.bt  
General Manager, DCSD, BPC. Email: sandeeprai@bpc.bt  
General Manager, BPSO, BPC. Email: ujjwaldahal@bpc.bt

Sub: Load Generation Balance Report of Yesterday (19-Jul-2017).

Hours (BST)	Forecast		Actual		Hours (BST)	Forecast		Actual	
	Generation	Load	Generation	Load		Generation	Load	Generation	Load
0:00	1706.3	248.4	1672.5	257.74	12:00	1612.2	250.1	1672.2	243.73
0:15	1706.3	248.2	1672.3	258.74	12:15	1612.2	250.4	1672.1	244.14
0:30	1706.3	248	1672.3	258.85	12:30	1612.2	249.9	1672.1	242.88
0:45	1706.3	248.1	1672.3	258.48	12:45	1612.2	249.9	1671.8	249.80
1:00	1706.3	246.4	1672.4	257.60	13:00	1612.2	247.9	1672.2	245.68
1:15	1706.3	246.4	1672.2	256.53	13:15	1612.2	246.8	1672.3	245.76
1:30	1706.3	246.6	1672.2	248.14	13:30	1612.2	244.8	1672.4	245.62
1:45	1706.3	244.2	1672.4	248.41	13:45	1612.2	244.1	1672.7	247.86
2:00	1706.3	243.6	1672.0	248.27	14:00	1612.2	246.8	1672.6	248.86
2:15	1706.3	243.7	1672.2	240.72	14:15	1612.2	248.3	1672.6	245.44
2:30	1706.3	244.9	1671.8	238.61	14:30	1612.2	251.4	1672.3	246.39
2:45	1706.3	244.2	1671.8	240.13	14:45	1612.2	250.5	1672.4	247.90
3:00	1706.3	244.9	1672.2	242.48	15:00	1612.2	253	1672.3	250.12
3:15	1706.3	245.1	1672.0	240.54	15:15	1612.2	249.2	1672.5	250.36
3:30	1706.3	246.8	1672.2	240.44	15:30	1704.7	247.8	1672.1	252.45
3:45	1706.3	248.2	1672.2	240.80	15:45	1704.7	247.2	1672.4	253.82
4:00	1706.3	249.8	1671.8	242.45	16:00	1704.7	246.2	1672.3	252.83
4:15	1706.3	249.2	1672.0	244.38	16:15	1704.7	246.7	1672.5	253.31
4:30	1706.3	250.2	1672.2	246.68	16:30	1704.7	247.2	1672.1	252.68
4:45	1706.3	249.4	1672.3	246.07	16:45	1704.7	252	1672.0	254.76
5:00	1706.3	249.9	1672.1	247.41	17:00	1704.7	251.5	1671.9	254.77
5:15	1706.3	255.3	1672.2	246.77	17:15	1704.7	254.4	1672.0	257.73
5:30	1706.3	259.6	1672.2	248.90	17:30	1704.7	254.7	1672.0	281.50
6:45	1706.3	262.8	1672.2	247.04	17:45	1704.7	256.3	1671.9	283.08
6:00	1706.3	268.4	1672.7	250.76	18:00	1704.7	255	1671.6	260.14
6:15	1706.3	269.9	1672.4	251.72	18:15	1704.7	257.9	1671.4	261.31
6:30	1706.3	273.7	1672.3	249.23	18:30	1704.7	263.1	1671.5	261.84
6:45	1706.3	273	1672.2	250.84	18:45	1704.7	264.1	1671.7	262.27
7:00	1706.3	272.8	1672.4	247.23	19:00	1704.7	278	1671.6	261.16
7:15	1706.3	275.3	1672.0	249.18	19:15	1704.7	281.7	1671.4	261.42
7:30	1706.3	272.3	1672.2	250.41	19:30	1704.7	286.1	1671.4	260.42
7:45	1706.3	272.2	1672.2	254.07	19:45	1704.7	288.4	1671.5	257.85
8:00	1706.3	269.8	1672.0	251.84	20:00	1704.7	286.4	1671.9	260.44
8:15	1706.3	268.6	1672.0	250.07	20:15	1704.7	286.8	1671.6	258.99
8:30	1706.3	268.9	1672.0	249.56	20:30	1704.7	287.7	1671.8	259.99
8:45	1706.3	268.4	1672.3	248.71	20:45	1704.7	285.8	1671.6	259.86
9:00	1706.3	269.2	1672.1	249.09	21:00	1704.7	280.4	1671.6	260.66
9:15	1612.2	270	1671.6	248.14	21:15	1704.7	279.1	1672.0	259.01
9:30	1612.2	272.6	1672.0	246.35	21:30	1704.7	275.9	1672.0	259.42
9:45	1612.2	270.7	1671.7	245.41	21:45	1704.7	271.6	1672.2	254.74
10:00	1612.2	268.9	1672.1	244.36	22:00	1704.7	268.3	1671.9	257.33
10:15	1612.2	270.3	1671.9	242.82	22:15	1704.7	264.7	1672.2	257.28
10:30	1612.2	263.6	1671.9	243.88	22:30	1704.7	259.6	1671.9	259.73
10:45	1612.2	260.9	1671.9	241.76	22:45	1704.7	257.7	1672.3	252.43
11:00	1612.2	262.4	1672.0	241.55	23:00	1704.7	253.6	1672.3	260.25
11:15	1612.2	263.6	1671.8	242.30	23:15	1704.7	250.7	1672.3	262.37
11:30	1612.2	262.8	1672.2	242.07	23:30	1704.7	246.1	1672.4	261.80
11:45	1612.2	248.7	1672.0	242.92	23:45	1704.7	247.5	1672.2	258.14

Remarks-no forecast generation and load due to problem with RSC

Yours faithfully,

Sign:  
Tshering Deki

Coincidental peak load of Day(Last year):	
264.56	21-Jul-16
Maximum Load till date:	
344.02 MW	18-Mar-17



འབྲུག་རྒྱལ་ཁོ་ལས་འཛིན།

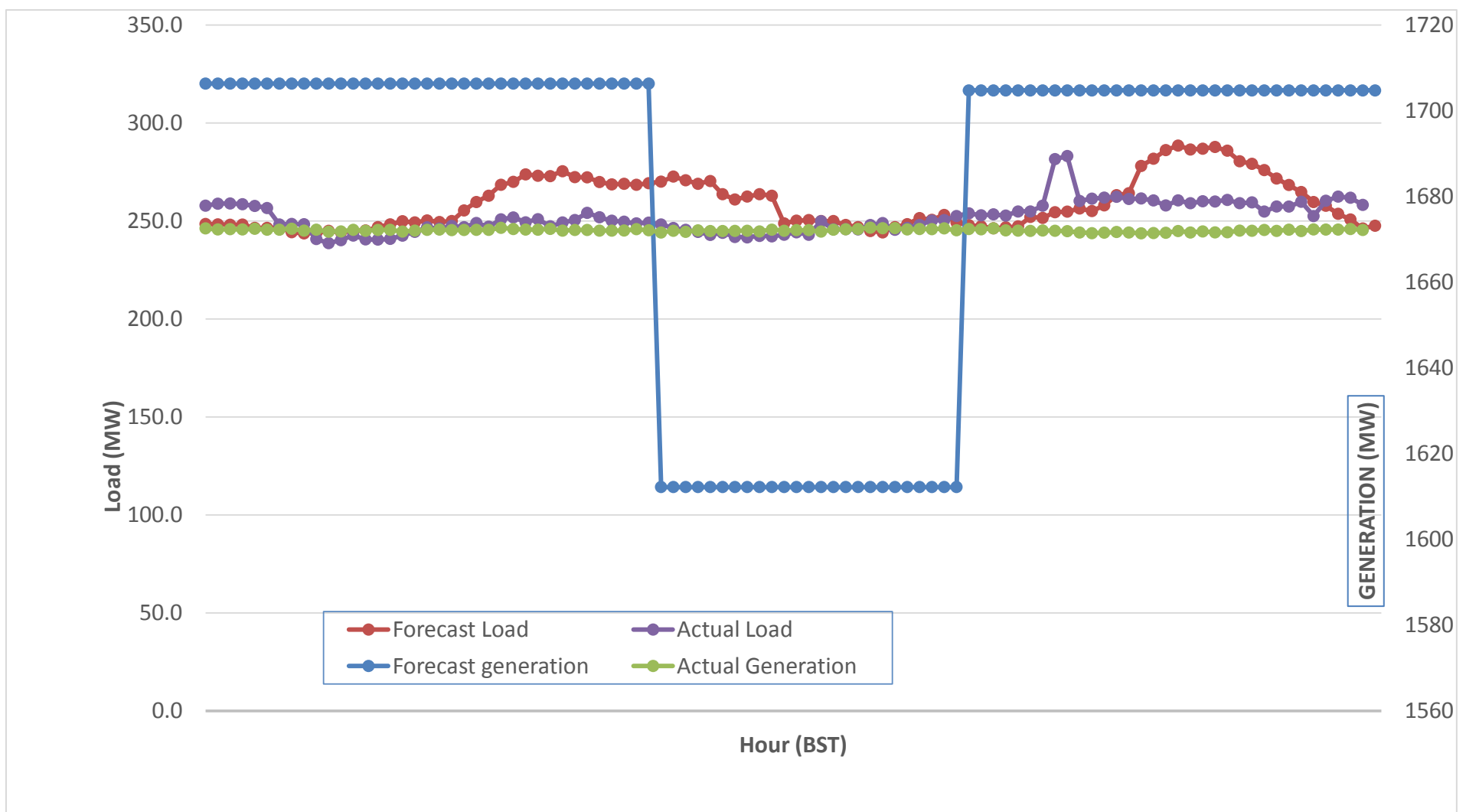
Bhutan Power Corporation Ltd.  
 Bhutan Power System Operator  
 Thimphu: Bhutan



Message No.: Enter your message number  
 From: Shift In-charge, Control Room

Date: 20-Jul-17  
 Time: 10:33

Forecast Generation & Load with Actual Generation & Load (19-Jul-2017).



Yours faithfully,

Sign:  
**Tshering Deki**

	<b>Coincidental peak load of Day(Last year):</b>	
	264.56	21-Jul-16

<b>Maximum Load till date:</b>	
344.02 MW	18-Mar-17

Telephone: +975-02335631; Fax: +975-02335632; Email: bhutansystemoperator@bpc.bt; www.bpc.bt



འབྲུག་གློག་ལེ་ལས་འཛིན།

Bhutan Power Corporation Ltd.  
Bhutan Power System Operator  
Thimphu: Bhutan



**Message No.:** Enter your message number  
**From:** Shift In-charge, Control Room

**Date:** 21-Jul-17  
**Time:** 10:51

**To** Forecast Generation & Load with Actual Generation & Load (20-Jul-2017).  
Managing Director, BPC. Email: gemtshering@bpc.bt  
Director, O&MD, DGPC. Email: director.omb@drukgreen.com  
General Manager, TD, BPC. Email: thinleygyeltshen@bpc.bt  
General Manager, DCSD, BPC. Email: sandeprai@bpc.bt  
General Manager, BPSO, BPC. Email: ujjwaldahal@bpc.bt

**Sub:** Load Generation Balance Report from 00:00hrs to 09:00hrs (21-Jul-2017).

Hours (BST)	Forecast		Actual	
	Generation	Load	Generation	Load
0:00	1715.8	247.4	1671.9	247.82
0:15	1715.8	245.6	1672.1	245.39
0:30	1715.8	246.3	1672.2	245.46
0:45	1715.8	247.5	1671.5	249.12
1:00	1715.8	244.9	1671.2	247.30
1:15	1715.8	244.7	1671.9	249.21
1:30	1715.8	243.9	1672.1	248.46
1:45	1715.8	242.9	1671.7	249.14
2:00	1715.8	240.8	1671.8	249.48
2:15	1715.8	240.7	1671.9	249.54
2:30	1715.8	242.5	1671.9	250.01
2:45	1715.8	241.5	1671.9	250.28
3:00	1715.8	241.7	1672.4	250.63
3:15	1715.8	241.8	1672.2	251.04
3:30	1715.8	242.9	1672.8	250.32
3:45	1715.8	245.2	1672.6	252.79
4:00	1715.8	246.6	1672.7	251.86
4:15	1715.8	244.8	1671.9	252.76
4:30	1715.8	246.6	1672.0	252.56
4:45	1715.8	246.5	1672.4	254.23
5:00	1715.8	246.2	1672.0	256.26
5:15	1715.8	251.2	1672.4	258.37
5:30	1715.8	255.3	1672.5	259.49
5:45	1715.8	259.4	1672.5	263.62
6:00	1715.8	264	1672.7	265.73
6:15	1715.8	265.6	1672.4	266.37
6:30	1715.8	269	1672.2	266.83
6:45	1715.8	267.8	1672.2	266.43
7:00	1715.8	267.5	1672.1	265.56
7:15	1715.8	269.3	1671.9	259.87
7:30	1715.8	267.2	1672.0	258.14
7:45	1715.8	266.7	1672.1	256.56
8:00	1715.8	265	1672.2	256.19
8:15	1715.8	261.5	1671.8	256.88
8:30	1715.8	263.9	1671.8	259.07
8:45	1715.8	263.5	1671.7	257.27
9:00	1715.8	264.3	1671.6	254.46

Coincidental peak load of Day(Last year):	
264.56	21-Jul-16
258.23 MW	
344.02 MW	18-Mar-17

Yours faithfully,

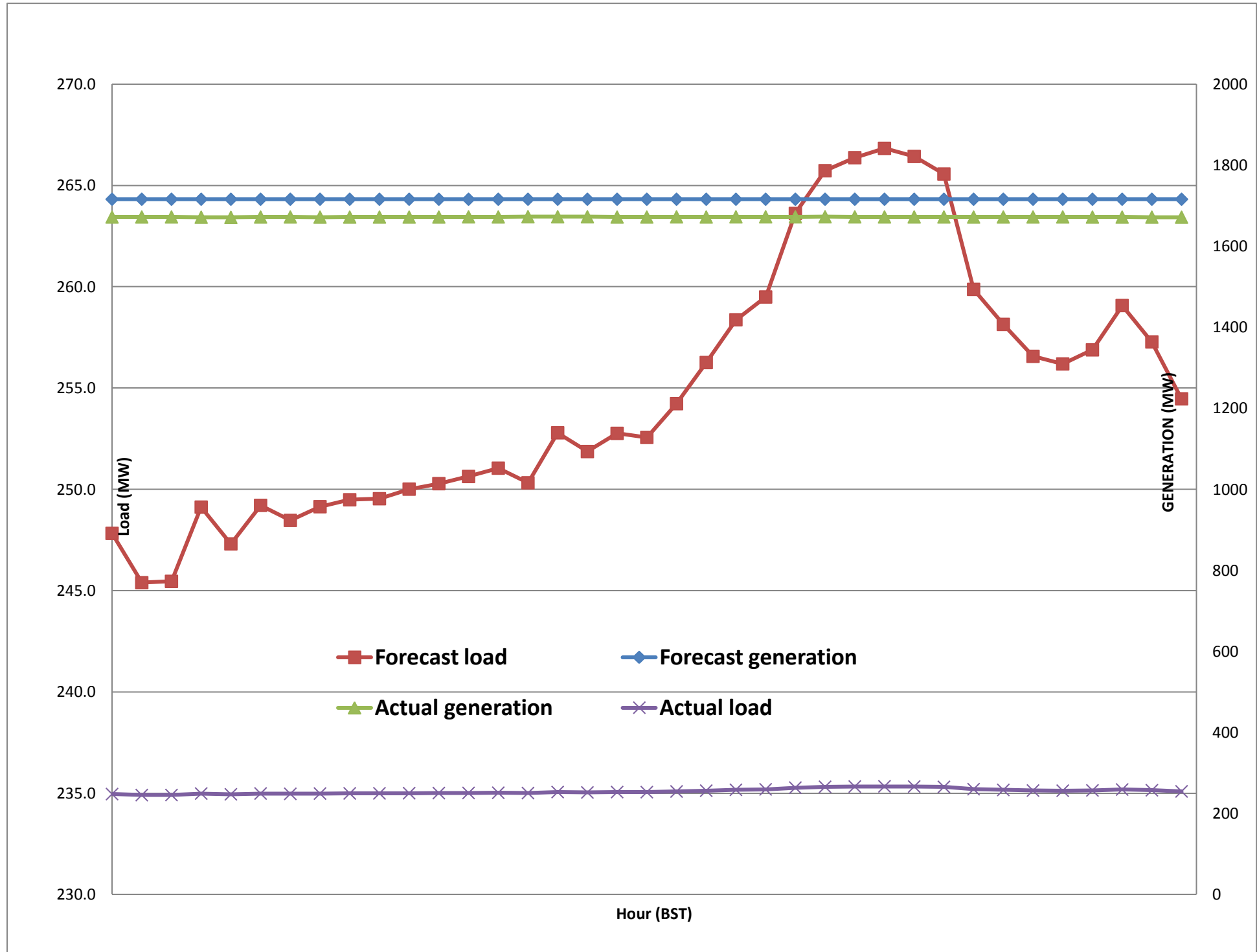
Sign:  
Tshering Deki



Message No.: Enter your message number  
 From: Shift In-charge, Control Room

20-Jul-17  
 10:33

Forecast Generation & Load with Actual Generation & Load of Today from 00:00hrs to 09:00hrs(20-Jul-2017).





འབྲུག་གྲོགས་ལས་ཁུངས་འཛིན་པ།  
**Bhutan Power Corporation Ltd.**  
**Bhutan Power System Operator**  
 Thimphu: Bhutan



**Message No.:** Enter your message number **Date:** 20-Jul-17  
**From:** Shift In-charge, Control Room **Time:** 10:33

**To:** Forecast Generation & Load with Actual Generation & Load (19-Jul-2017).  
 Managing Director, BPC. Email: gemtshering@bpc.bt  
 Director, O&MD, DGPC. Email: director.umd@drukgreen.com  
 General Manager, TD, BPC. Email: ktobgye@bpc.bt  
 General Manager, BPSO, BPC. Email: ujjwaldahal@bpc.bt  
 Advisor, BPC. Email: bharattamang@bpc.bt

**Sub:** Scheduled Generation and Forcast Load of Tomorrow (21-Jul-2017).

Kindly find scheduled generation (MW) and load forecast (MW)

Hours (BST)	Forecast		Hours (BST)	Forecast	
	Generation	Load		Generation	Load
0:00	1706.4	244.4	12:00	1706.4	250.5
0:15	1706.4	243.3	12:15	1706.4	251.3
0:30	1706.4	243.5	12:30	1706.4	251.8
0:45	1706.4	245.9	12:45	1706.4	252.2
1:00	1706.4	242.9	13:00	1706.4	251.2
1:15	1706.4	242.6	13:15	1706.4	248.5
1:30	1706.4	241.8	13:30	1706.4	247
1:45	1706.4	241.6	13:45	1706.4	246.5
2:00	1706.4	240.1	14:00	1706.4	244.1
2:15	1706.4	239.4	14:15	1706.4	245.3
2:30	1706.4	240.9	14:30	1706.4	248.3
2:45	1706.4	240.2	14:45	1706.4	246.8
3:00	1706.4	240.8	15:00	1706.4	250.5
3:15	1706.4	241.2	15:15	1706.4	247.4
3:30	1706.4	242.3	15:30	1706.4	247.4
3:45	1706.4	244.7	15:45	1706.4	248.1
4:00	1706.4	245.9	16:00	1706.4	245.6
4:15	1706.4	244.3	16:15	1706.4	246.9
4:30	1706.4	245.6	16:30	1706.4	246.6
4:45	1706.4	245.9	16:45	1706.4	250.5
5:00	1706.4	245.6	17:00	1706.4	249.9
5:15	1706.4	249.3	17:15	1706.4	251.8
5:30	1706.4	259.9	17:30	1706.4	252.6
6:45	1706.4	264.1	17:45	1706.4	254.4
6:00	1706.4	263	18:00	1706.4	254.6
6:15	1706.4	264.9	18:15	1706.4	257.6
6:30	1706.4	268.5	18:30	1706.4	260.2
6:45	1706.4	267.7	18:45	1706.4	261.4
7:00	1706.4	267.2	19:00	1706.4	271.7
7:15	1706.4	268.7	19:15	1706.4	276.3
7:30	1706.4	266.9	19:30	1706.4	281.7
7:45	1706.4	266.4	19:45	1706.4	285.2
8:00	1706.4	264.9	20:00	1706.4	281.3
8:15	1706.4	261.2	20:15	1706.4	281.5
8:30	1706.4	263.9	20:30	1706.4	282.7
8:45	1706.4	264	20:45	1706.4	278.8
9:00	1706.4	264.7	21:00	1706.4	273.8
9:15	1706.4	264.4	21:15	1706.4	270.6
9:30	1706.4	267.3	21:30	1706.4	268.2
9:45	1706.4	266.4	21:45	1706.4	264.4
10:00	1706.4	265.1	22:00	1706.4	260
10:15	1706.4	267.5	22:15	1706.4	257.5
10:30	1706.4	260.6	22:30	1706.4	254.1
10:45	1706.4	257.9	22:45	1706.4	251
11:00	1706.4	262.7	23:00	1706.4	247.8
11:15	1706.4	263.6	23:15	1706.4	245.2
11:30	1706.4	262.2	23:30	1706.4	241.6
11:45	1706.4	250.4	23:45	1706.4	243.3

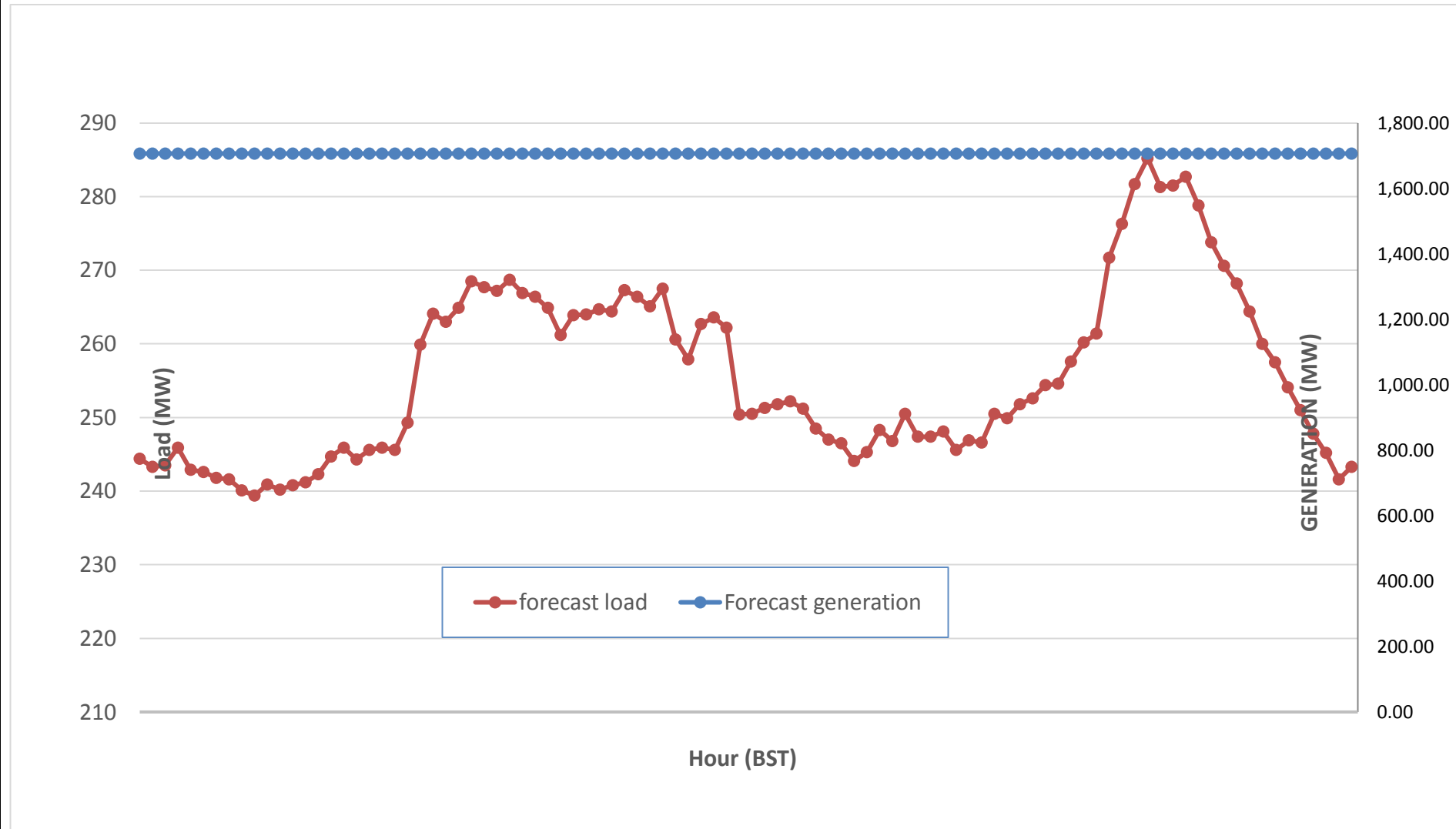
Yours faithfully,  
 Sign:  
 Tshering Deki



Message No.: Enter your message number  
 From: Shift In-charge, Control Room

Date: 3-Jul-17  
 Time: 11:01

**Scheduled Generation & Load Forecast for Tomorrow (04-Jul-2017).**



Yours faithfully,

Sign:  
**Tshering Yangzom**

	MW
Scheduled Peak Generation(04-Jul-2017).	376.90
Forecast Peak Load(04-Jul-2017).	300.60