



འབྲུག་གླིང་གི་ལམ་འཛིན།

Bhutan Power Corporation Ltd.
Bhutan Power System Operator
Thimphu: Bhutan



Message No.: Enter your message number
From: Shift In-charge, Control Room

Date: 19-Jul-17
Time: 12:46

To: Forecast Generation & Load with Actual Generation & Load (18-Jul-2017).
Managing Director, BPC. Email: gemtshering@bpc.bt
Director, O&MD, DGPC. Email: director.umd@drukgreen.com
General Manager, TD, BPC. Email: ktobgye@bpc.bt
General Manager, DCSD, BPC. Email: sandeeprai@bpc.bt
General Manager, BPSO, BPC. Email: ujjwaldahal@bpc.bt

Sub: Load Generation Balance Report of Yesterday (18-Jul-2017).

Hours (BST)	Forecast		Actual		Hours (BST)	Forecast		Actual	
	Generation	Load	Generation	Load		Generation	Load	Generation	Load
0:00	1698.4	251.8	1677.2	242.80	12:00	1698.4	248.8	1680.0	234.34
0:15	1698.4	252.9	1677.9	238.43	12:15	1698.4	249.9	1678.9	235.46
0:30	1698.4	252	1681.1	240.17	12:30	1698.4	249.7	1673.7	237.01
0:45	1698.4	252.4	1680.1	242.95	12:45	1698.4	249.6	1677.7	240.59
1:00	1698.4	251.2	1676.9	233.49	13:00	1698.4	246.9	1676.2	243.84
1:15	1698.4	250.2	1676.1	239.69	13:15	1698.4	245.4	1681.4	240.54
1:30	1698.4	249.3	1677.6	236.55	13:30	1698.4	242.9	1674.7	242.25
1:45	1698.4	247	1675.0	236.75	13:45	1698.4	241.9	1676.0	250.09
2:00	1698.4	247	1678.8	231.50	14:00	1698.4	245.4	1676.5	247.63
2:15	1698.4	246.8	1674.4	231.59	14:15	1698.4	248.9	1679.9	241.33
2:30	1698.4	248.1	1674.5	236.75	14:30	1698.4	251.3	1679.6	245.94
2:45	1698.4	246.9	1677.8	232.89	14:45	1698.4	250	1673.7	257.30
3:00	1698.4	247.3	1682.4	227.71	15:00	1698.4	254.1	1674.6	254.94
3:15	1698.4	249.1	1676.4	230.59	15:15	1698.4	253.7	1678.3	247.43
3:30	1698.4	250.7	1680.0	232.34	15:30	1698.4	252.7	1675.2	255.37
3:45	1698.4	252.3	1681.6	236.65	15:45	1698.4	251.9	1677.2	262.20
4:00	1698.4	253.7	1675.7	237.09	16:00	1698.4	250.5	1680.3	254.47
4:15	1698.4	252.1	1680.3	235.68	16:15	1698.4	251.2	1677.8	245.99
4:30	1698.4	250.9	1675.4	235.77	16:30	1698.4	253.5	1673.1	248.19
4:45	1698.4	252.3	1677.6	236.05	16:45	1698.4	259.6	1672.6	243.68
5:00	1698.4	251.3	1680.2	238.31	17:00	1698.4	257.9	1675.5	249.77
5:15	1698.4	257	1680.6	240.29	17:15	1698.4	261.9	1677.4	247.15
5:30	1698.4	263.7	1681.0	240.06	17:30	1698.4	263.5	1673.9	244.80
6:45	1698.4	265.8	1677.4	249.20	17:45	1698.4	265.7	1676.7	251.26
6:00	1698.4	271.1	1680.3	251.08	18:00	1698.4	263.9	1675.4	251.84
6:15	1698.4	273.2	1676.4	251.29	18:15	1698.4	267.1	1672.9	256.39
6:30	1698.4	274.6	1684.5	255.03	18:30	1698.4	273.3	1669.4	251.23
6:45	1698.4	273.6	1682.8	252.20	18:45	1698.4	274.5	1672.8	256.16
7:00	1698.4	272.9	1682.8	251.89	19:00	1698.4	280.7	1673.6	263.02
7:15	1698.4	276.2	1682.8	251.11	19:15	1698.4	286.6	1673.8	274.90
7:30	1698.4	273.8	1682.8	251.96	19:30	1698.4	291.7	1673.8	282.72
7:45	1698.4	273.3	1682.8	251.21	19:45	1698.4	294	1670.9	286.93
8:00	1698.4	271.7	1682.8	250.06	20:00	1698.4	291.8	1671.2	276.16
8:15	1698.4	270.8	1680.8	234.40	20:15	1698.4	290.1	1674.9	279.17
8:30	1698.4	270.4	1680.6	241.66	20:30	1698.4	290.2	1672.6	282.35
8:45	1698.4	270.4	1677.8	250.82	20:45	1698.4	288.9	1669.8	277.56
9:00	1698.4	271.3	1679.3	250.74	21:00	1698.4	282.4	1675.3	266.08
9:15	1698.4	271.1	1684.2	244.08	21:15	1698.4	281.4	1671.4	256.74
9:30	1698.4	272.3	1679.5	251.13	21:30	1698.4	277.4	1671.0	259.83
9:45	1698.4	269	1684.4	256.11	21:45	1698.4	272.2	1667.6	258.98
10:00	1698.4	267.3	1683.9	259.16	22:00	1698.4	269.5	1672.0	247.46
10:15	1698.4	270.2	1679.8	257.60	22:15	1698.4	266.1	1674.0	250.64
10:30	1698.4	266.7	1681.8	253.28	22:30	1698.4	259.8	1674.8	252.82
10:45	1698.4	264.1	1681.0	245.43	22:45	1698.4	257.7	1672.2	245.55
11:00	1698.4	264.1	1682.5	248.03	23:00	1698.4	254.1	1672.1	245.48
11:15	1698.4	265.5	1680.6	257.23	23:15	1698.4	252.1	1672.1	245.07
11:30	1698.4	264.6	1677.8	246.06	23:30	1698.4	248.6	1672.0	246.27
11:45	1698.4	246.3	1681.8	236.21	23:45	1698.4	250.7	1672.2	245.25

Remarks-no forecast generation and load due to problem with RSC

Yours faithfully,

Sign:
Tshering Yangzom

Coincidental peak load of Day(Last year):	
235.39MW	18-Jul-16
Maximum Load till date:	
344.02 MW	18-Mar-17



འབྲུག་རྒྱལ་ཁོ་ལས་འཛིན།

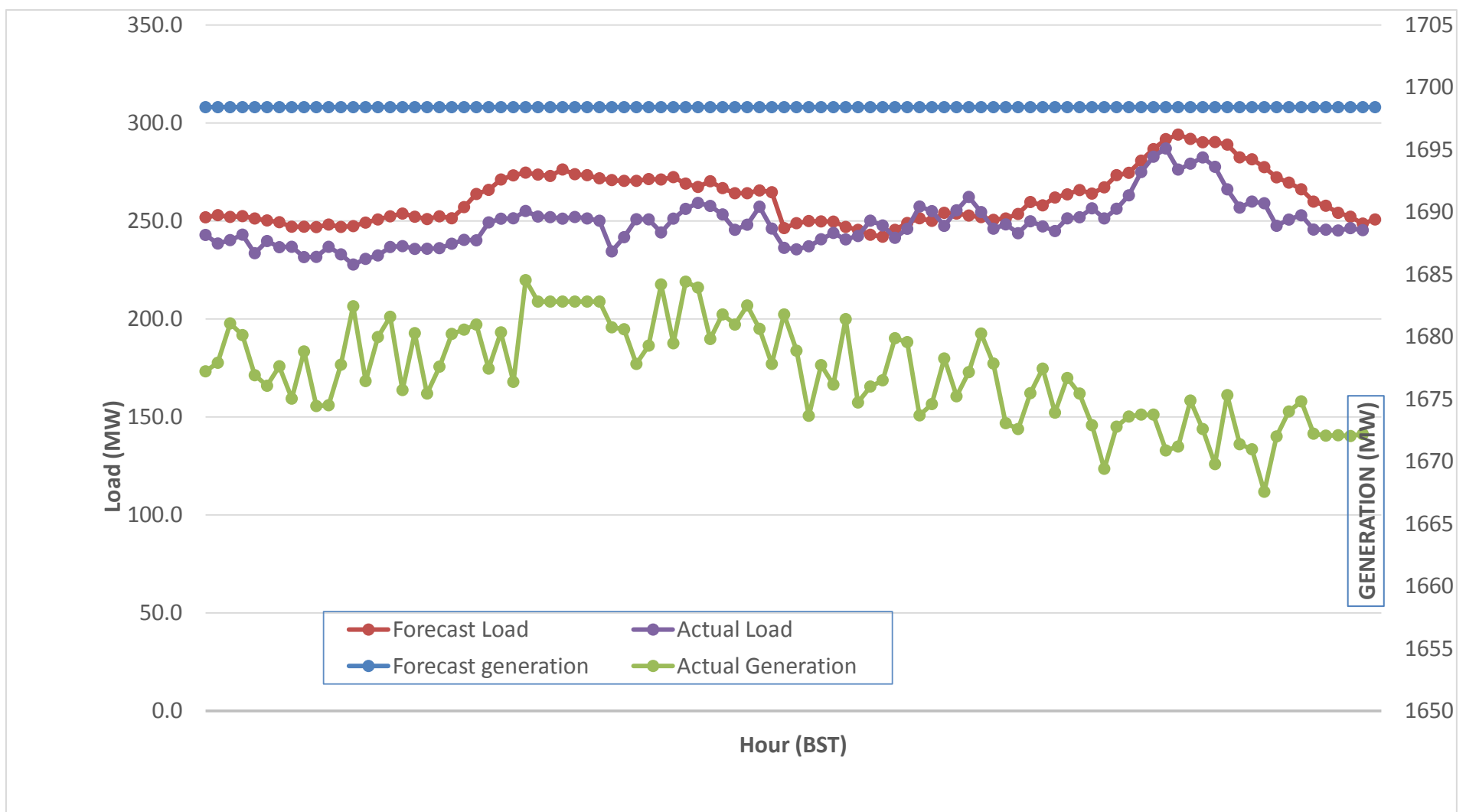
Bhutan Power Corporation Ltd.
 Bhutan Power System Operator
 Thimphu: Bhutan



Message No.: Enter your message number
 From: Shift In-charge, Control Room

Date: 19-Jul-17
 Time: 12:46

Forecast Generation & Load with Actual Generation & Load (18-Jul-2017).



Yours faithfully,

Sign:
Tshering Yangzom

	Coincidental peak load of Day(Last year):	
	235.39MW	18-Jul-16

Maximum Load till date:	
344.02 MW	18-Mar-17

Telephone: +975-02335631; Fax: +975-02335632; Email: bhutansystemoperator@bpc.bt; www.bpc.bt



ལྷན་སྐྱོད་ལེ་ལས་འཛིན།

Bhutan Power Corporation Ltd.
Bhutan Power System Operator
Thimphu: Bhutan



Message No.: Enter your message number
From: Shift In-charge, Control Room

Date: 19-Jul-17
Time: 12:46

To Forecast Generation & Load with Actual Generation & Load (18-Jul-2017).
Managing Director, BPC. Email: gemtshering@bpc.bt
Director, O&MD, DGPC. Email: director.umd@drukgreen.com
General Manager, TD, BPC. Email: thinleygyeltshen@bpc.bt
General Manager, DCSD, BPC. Email: sandeprai@bpc.bt
General Manager, BPSO, BPC. Email: ujjwaldahal@bpc.bt

Sub: Load Generation Balance Report from 00:00hrs to 09:00hrs (19-Jul-2017).

Hours (BST)	Forecast		Actual	
	Generation	Load	Generation	Load
0:00	1706.3	248.4	1672.2	243.73
0:15	1706.3	248.2	1672.1	244.14
0:30	1706.3	248	1672.1	242.88
0:45	1706.3	248.1	1671.8	249.80
1:00	1706.3	246.4	1672.2	245.68
1:15	1706.3	246.4	1672.3	245.76
1:30	1706.3	246.6	1672.4	245.62
1:45	1706.3	244.2	1672.7	247.86
2:00	1706.3	243.6	1672.6	248.86
2:15	1706.3	243.7	1672.6	245.44
2:30	1706.3	244.9	1672.3	246.39
2:45	1706.3	244.2	1672.4	247.90
3:00	1706.3	244.9	1672.3	250.12
3:15	1706.3	245.1	1672.5	250.36
3:30	1706.3	246.8	1672.1	252.45
3:45	1706.3	248.2	1672.4	253.82
4:00	1706.3	249.8	1672.3	252.83
4:15	1706.3	249.2	1672.5	253.31
4:30	1706.3	250.2	1672.1	252.68
4:45	1706.3	249.4	1672.0	254.76
5:00	1706.3	249.9	1671.9	254.77
5:15	1706.3	255.3	1672.0	257.73
5:30	1706.3	259.6	1672.0	281.50
5:45	1706.3	262.8	1671.9	283.08
6:00	1706.3	268.4	1671.6	260.14
6:15	1706.3	269.9	1671.4	261.31
6:30	1706.3	273.7	1671.5	261.84
6:45	1706.3	273	1671.7	262.27
7:00	1706.3	272.8	1671.6	261.16
7:15	1706.3	275.3	1671.4	261.42
7:30	1706.3	272.3	1671.4	260.42
7:45	1706.3	272.2	1671.5	257.85
8:00	1706.3	269.8	1671.9	260.44
8:15	1706.3	268.6	1671.6	258.99
8:30	1706.3	268.9	1671.8	259.99
8:45	1706.3	268.4	1671.6	259.86
9:00	1706.3	269.2	1671.6	260.66

Coincidental peak load of Day(Last year):	
235.39MW	18-Jul-16
258.23 MW	
344.02 MW	18-Mar-17

Yours faithfully,

Sign:
Tshering Yangzom

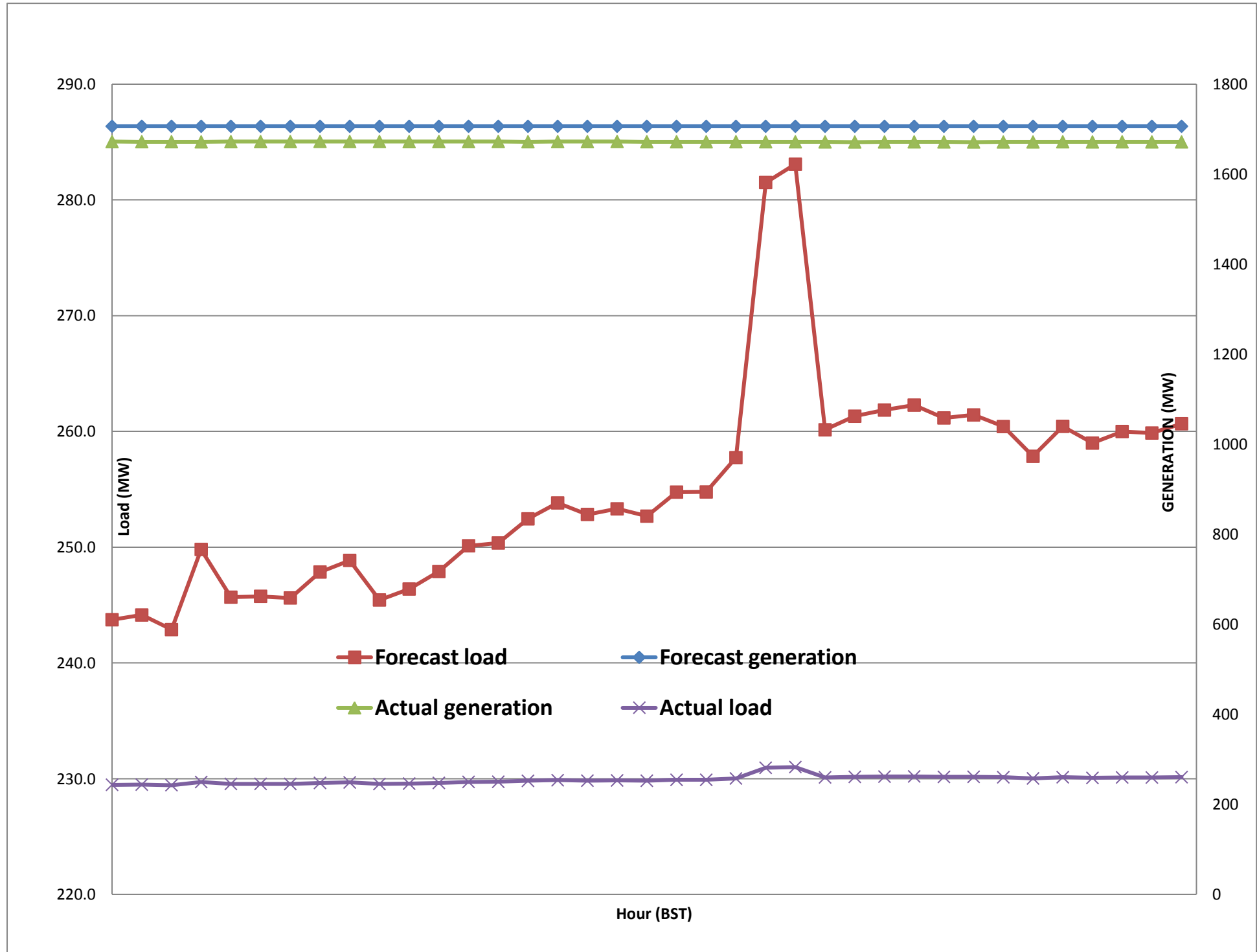
Telephone: +975-02335631; Fax: +975-02335632; Email: bhutansystemoperator@bpc.bt; www.bpc.bt



Message No.: Enter your message number
 From: Shift In-charge, Control Room

19-Jul-17
 12:46

Forecast Generation & Load with Actual Generation & Load of Today from 00:00hrs to 09:00hrs(19-Jul-2017).





འབྲུག་གྲོག་ལས་ཁུངས་འཛིན།
Bhutan Power Corporation Ltd.
Bhutan Power System Operator
 Thimphu: Bhutan



Message No.: Enter your message number **Date:** 19-Jul-17
From: Shift In-charge, Control Room **Time:** 12:46

To: Forecast Generation & Load with Actual Generation & Load (18-Jul-2017).
 Managing Director, BPC. Email: gemtshering@bpc.bt
 Director, O&MD, DGPC. Email: director.umd@drukgreen.com
 General Manager, TD, BPC. Email: ktobgye@bpc.bt
 General Manager, BPSO, BPC. Email: ujjwaldahal@bpc.bt
 Advisor, BPC. Email: bharattamang@bpc.bt

Sub: Scheduled Generation and Forcast Load of Tomorrow (20-Jul-2017).

Kindly find scheduled generation (MW) and load forecast (MW)

Hours (BST)	Forecast		Hours (BST)	Forecast	
	Generation	Load		Generation	Load
0:00	1715.8	247.4	12:00	1715.8	245.5
0:15	1715.8	245.6	12:15	1715.8	246.4
0:30	1715.8	246.3	12:30	1715.8	247
0:45	1715.8	247.5	12:45	1715.8	247.9
1:00	1715.8	244.9	13:00	1715.8	246.7
1:15	1715.8	244.7	13:15	1715.8	244.7
1:30	1715.8	243.9	13:30	1715.8	245
1:45	1715.8	242.9	13:45	1715.8	244.4
2:00	1715.8	240.8	14:00	1715.8	243.2
2:15	1715.8	240.7	14:15	1715.8	246
2:30	1715.8	242.5	14:30	1715.8	249.9
2:45	1715.8	241.5	14:45	1715.8	247.8
3:00	1715.8	241.7	15:00	1715.8	252
3:15	1715.8	241.8	15:15	1715.8	248.8
3:30	1715.8	242.9	15:30	1715.8	248.8
3:45	1715.8	245.2	15:45	1715.8	249.6
4:00	1715.8	246.6	16:00	1715.8	245.7
4:15	1715.8	244.8	16:15	1715.8	246.9
4:30	1715.8	246.6	16:30	1715.8	246
4:45	1715.8	246.5	16:45	1715.8	250.3
5:00	1715.8	246.2	17:00	1715.8	250.4
5:15	1715.8	251.2	17:15	1715.8	252.5
5:30	1715.8	255.3	17:30	1715.8	252.9
6:45	1715.8	259.4	17:45	1715.8	255.3
6:00	1715.8	264	18:00	1715.8	254.3
6:15	1715.8	265.6	18:15	1715.8	257.2
6:30	1715.8	269	18:30	1715.8	261.1
6:45	1715.8	267.8	18:45	1715.8	262.2
7:00	1715.8	267.5	19:00	1715.8	275
7:15	1715.8	269.3	19:15	1715.8	279.7
7:30	1715.8	267.2	19:30	1715.8	285.1
7:45	1715.8	266.7	19:45	1715.8	287.7
8:00	1715.8	265	20:00	1715.8	284
8:15	1715.8	261.5	20:15	1715.8	284.5
8:30	1715.8	263.9	20:30	1715.8	286.9
8:45	1715.8	263.5	20:45	1715.8	282.5
9:00	1715.8	264.3	21:00	1715.8	277.4
9:15	1715.8	263.8	21:15	1715.8	273.6
9:30	1715.8	267.5	21:30	1715.8	272.3
9:45	1715.8	266.9	21:45	1715.8	268.3
10:00	1715.8	265.3	22:00	1715.8	263.6
10:15	1715.8	267.4	22:15	1715.8	261.4
10:30	1715.8	260.7	22:30	1715.8	257.3
10:45	1715.8	257.3	22:45	1715.8	254.4
11:00	1715.8	259.3	23:00	1715.8	250.6
11:15	1715.8	261.9	23:15	1715.8	247.8
11:30	1715.8	259.3	23:30	1715.8	244.3
11:45	1715.8	245.4	23:45	1715.8	245.2

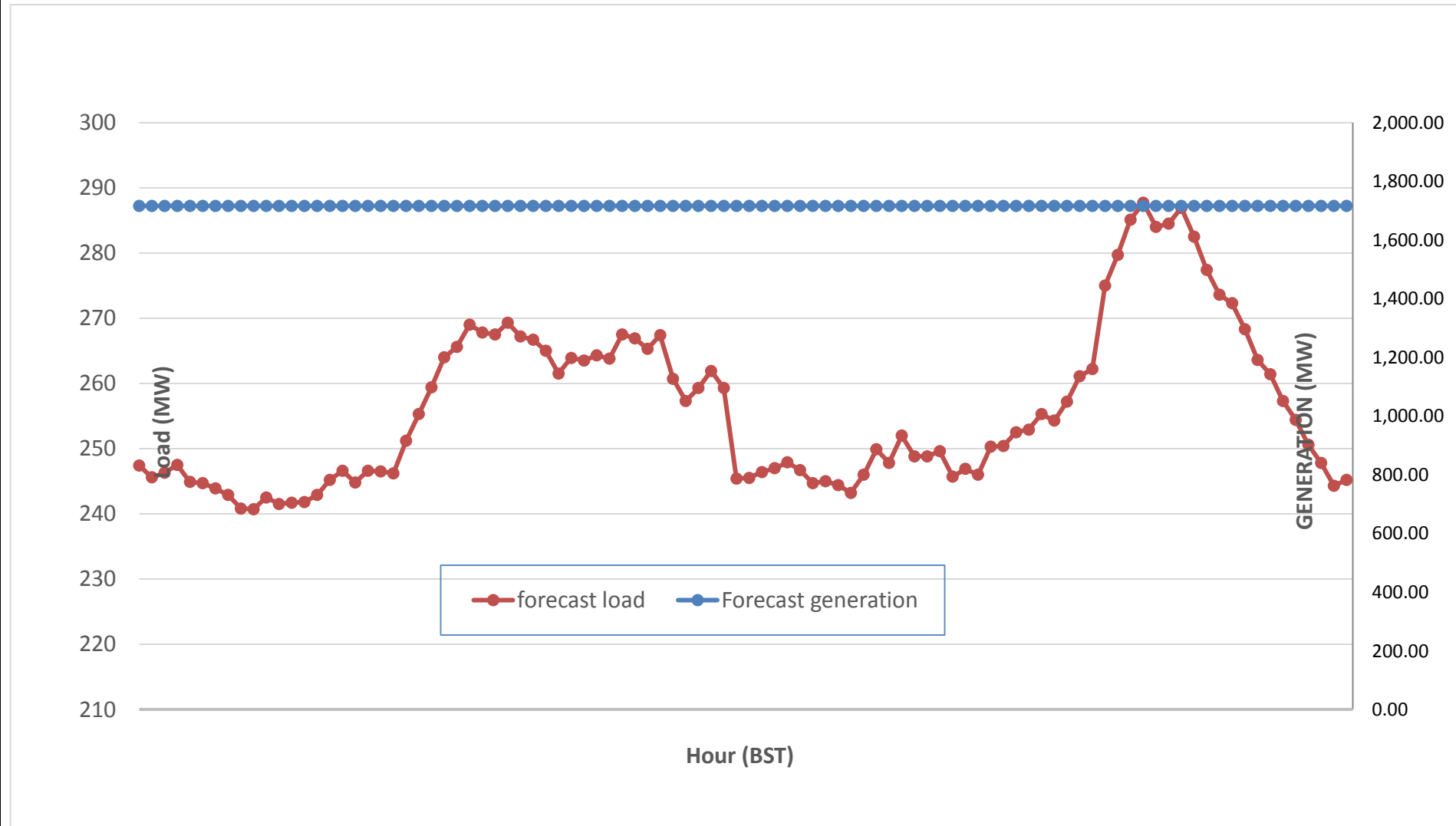
Yours faithfully,
 Sign:
 Tshering Yangzom



Message No.: Enter your message number
 From: Shift In-charge, Control Room

Date: 3-Jul-17
 Time: 11:01

Scheduled Generation & Load Forecast for Tomorrow (04-Jul-2017).



Yours faithfully,

Sign:
Tshering Yangzom

	MW
Scheduled Peak Generation(04-Jul-2017).	376.90
Forecast Peak Load(04-Jul-2017).	300.60