



ཕྱག་ལུག་གི་ལས་འཛིན།

Bhutan Power Corporation Ltd.
Bhutan Power System Operator
Thimphu: Bhutan



Message No.: Enter your message number
From: Shift In-charge, Control Room

Date: 17-Jul-17
Time: 10:41

To: Forecast Generation & Load with Actual Generation & Load (16-Jul-2017).
Managing Director, BPC. Email: gemtshering@bpc.bt
Director, O&MD, DGPC. Email: director.umd@drukgreen.com
General Manager, TD, BPC. Email: ktobgye@bpc.bt
General Manager, DCSD, BPC. Email: sandeeprai@bpc.bt
General Manager, BPSO, BPC. Email: ujjwaldahal@bpc.bt

Sub: Load Generation Balance Report of Yesterday (16-Jul-2017).

Hours (BST)	Forecast		Actual		Hours (BST)	Forecast		Actual	
	Generation	Load	Generation	Load		Generation	Load	Generation	Load
0:00	1697.5	252.1	1689.5	247.68	12:00	1697.5	239.9	1685.6	268.58
0:15	1697.5	252.9	1691.6	255.38	12:15	1697.5	239.3	1692.4	266.66
0:30	1697.5	251.5	1688.2	248.05	12:30	1697.5	238.7	1688.1	259.88
0:45	1697.5	252.8	1693.8	246.92	12:45	1697.5	240.3	1686.1	263.10
1:00	1697.5	252	1687.0	241.10	13:00	1697.5	238.3	1684.5	258.91
1:15	1697.5	252	1693.3	242.00	13:15	1697.5	237.2	1683.3	260.26
1:30	1697.5	252.4	1693.7	238.04	13:30	1697.5	235	1684.0	250.59
1:45	1697.5	251.2	1688.6	233.97	13:45	1697.5	234.3	1688.2	253.20
2:00	1697.5	252.8	1689.4	231.46	14:00	1697.5	240.9	1688.1	254.24
2:15	1697.5	251.1	1693.1	231.96	14:15	1697.5	249.2	1687.3	252.28
2:30	1697.5	250.5	1690.2	233.44	14:30	1697.5	253.3	1682.1	251.06
2:45	1697.5	251.7	1690.2	236.62	14:45	1697.5	253	1684.7	251.86
3:00	1697.5	251.5	1691.3	236.80	15:00	1697.5	256.8	1687.9	253.13
3:15	1697.5	253.4	1683.3	241.84	15:15	1697.5	254.4	1685.0	251.16
3:30	1697.5	254.5	1686.4	243.61	15:30	1697.5	254.4	1688.5	255.23
3:45	1697.5	256	1688.4	244.19	15:45	1697.5	251.3	1683.3	251.76
4:00	1697.5	258	1689.4	239.39	16:00	1697.5	249.1	1688.1	253.80
4:15	1697.5	256.1	1691.0	243.38	16:15	1697.5	249.4	1686.8	255.69
4:30	1697.5	256.5	1690.6	243.69	16:30	1697.5	250.4	1681.0	260.95
4:45	1697.5	257.1	1688.6	238.97	16:45	1697.5	257.9	1686.0	258.33
5:00	1697.5	255.3	1689.5	245.51	17:00	1697.5	259.2	1685.8	246.17
5:15	1697.5	259.3	1683.7	248.81	17:15	1697.5	261.8	1684.7	263.68
5:30	1697.5	264.8	1685.1	264.31	17:30	1697.5	266.9	1688.7	266.28
6:45	1697.5	264.8	1689.1	271.26	17:45	1697.5	268.6	1679.6	269.30
6:00	1697.5	270.3	1685.3	271.20	18:00	1697.5	270.1	1690.3	258.31
6:15	1697.5	272.6	1686.9	273.60	18:15	1697.5	273.3	1686.7	262.92
6:30	1697.5	274.9	1688.5	270.73	18:30	1697.5	276.8	1685.7	267.26
6:45	1697.5	272.1	1687.2	271.70	18:45	1697.5	281.1	1676.7	262.51
7:00	1697.5	272.9	1691.8	269.88	19:00	1697.5	285.6	1679.8	262.91
7:15	1697.5	276.7	1689.6	268.55	19:15	1697.5	290.4	1689.7	281.18
7:30	1697.5	276.1	1684.6	262.44	19:30	1697.5	293.6	1688.1	286.43
7:45	1697.5	273.3	1686.7	261.33	19:45	1697.5	297.9	1682.1	282.15
8:00	1697.5	272	1690.9	264.06	20:00	1697.5	293.9	1683.6	281.87
8:15	1697.5	271.4	1684.7	261.95	20:15	1697.5	291	1683.5	282.81
8:30	1697.5	271.4	1688.6	257.48	20:30	1697.5	292.3	1679.6	278.84
8:45	1697.5	269.8	1684.3	263.38	20:45	1697.5	292.3	1682.1	274.98
9:00	1697.5	270.9	1690.5	259.98	21:00	1697.5	286.3	1683.6	276.86
9:15	1697.5	276.5	1681.0	260.91	21:15	1697.5	284.8	1680.8	274.92
9:30	1697.5	276.5	1687.3	269.17	21:30	1697.5	280.3	1686.4	272.22
9:45	1697.5	277.8	1689.1	265.29	21:45	1697.5	278.8	1678.4	267.40
10:00	1697.5	271	1688.3	264.85	22:00	1697.5	275.1	1683.4	265.39
10:15	1697.5	271.7	1684.4	264.16	22:15	1697.5	272.5	1682.8	258.66
10:30	1697.5	267.9	1686.1	260.08	22:30	1697.5	268.2	1681.8	255.27
10:45	1697.5	268.5	1690.2	261.30	22:45	1697.5	266.3	1680.9	247.76
11:00	1697.5	269.3	1688.8	256.64	23:00	1697.5	262	1685.9	249.55
11:15	1697.5	271.5	1690.7	263.09	23:15	1697.5	259.8	1686.2	242.95
11:30	1697.5	270.6	1685.0	266.59	23:30	1697.5	256.1	1683.6	241.84
11:45	1697.5	238.5	1683.1	267.18	23:45	1697.5	260.6	1686.7	241.29

Yours faithfully,

Sign:
Pema Lhamo

Coincidental peak load of Day(Last year):	
232.6.03MW	17-Jul-16
Maximum Load till date:	
344.02 MW	18-Mar-17



འབྲུག་རྒྱལ་ཁོ་ལས་འཛིན།

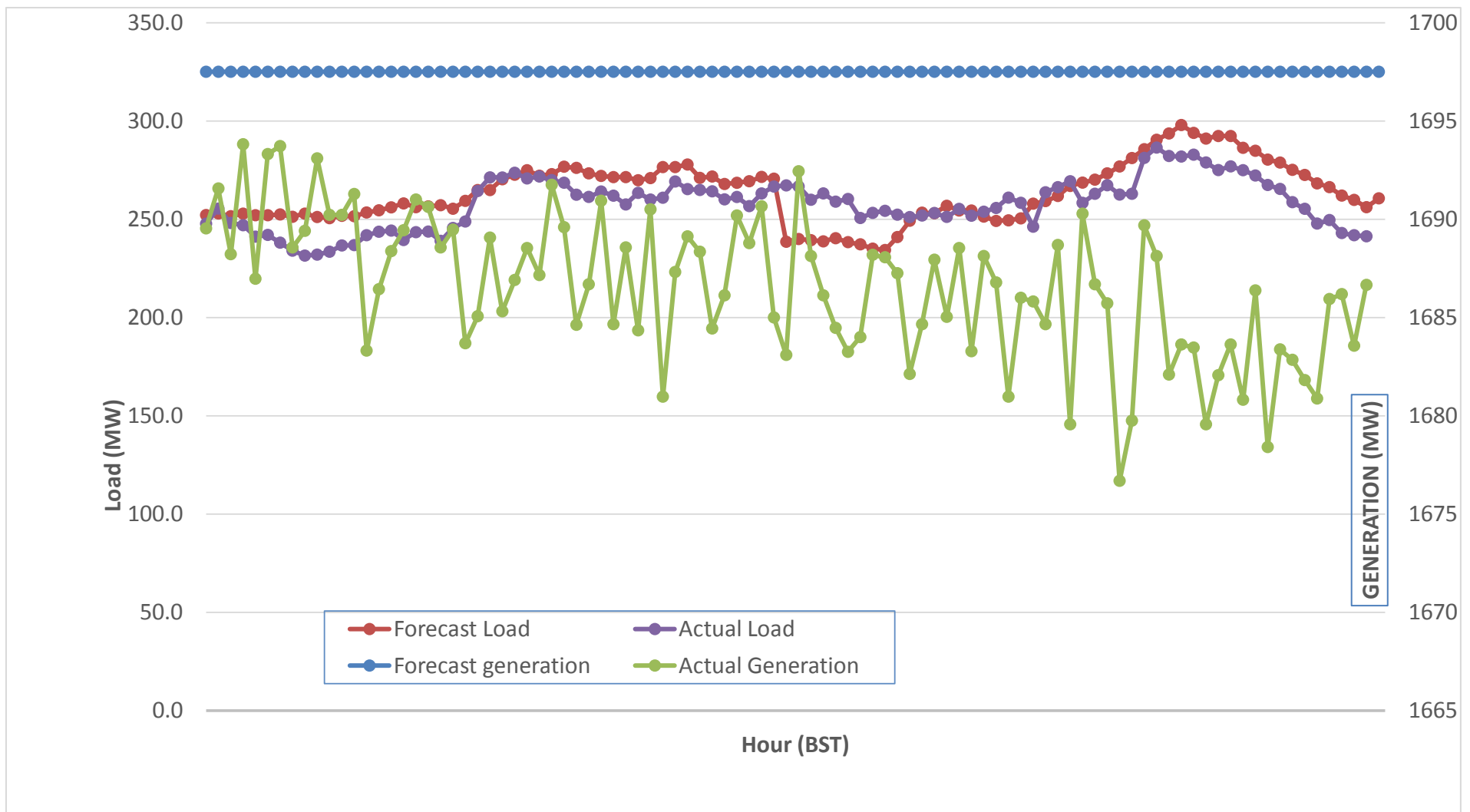
Bhutan Power Corporation Ltd.
 Bhutan Power System Operator
 Thimphu: Bhutan



Message No.: Enter your message number
 From: Shift In-charge, Control Room

Date: 17-Jul-17
 Time: 10:41

Forecast Generation & Load with Actual Generation & Load (16-Jul-2017).



Yours faithfully,

Sign:
Pema Lhamo



Coincidental peak load of Day(Last year):	
232.6.03MW	17-Jul-16
Maximum Load till date:	
344.02 MW	18-Mar-17



འབྲུག་གླིང་མི་ལམ་འཛིན།

Bhutan Power Corporation Ltd.
Bhutan Power System Operator
Thimphu: Bhutan



Message No.: Enter your message number
From: Shift In-charge, Control Room

Date: 17-Jul-17
Time: 10:41

To Forecast Generation & Load with Actual Generation & Load (16-Jul-2017).
Managing Director, BPC. Email: gemtshering@bpc.bt
Director, O&MD, DGPC. Email: director.umd@drukgreen.com
General Manager, TD, BPC. Email: thinleygyeltshen@bpc.bt
General Manager, DCSD, BPC. Email: sandeprai@bpc.bt
General Manager, BPSO, BPC. Email: ujjwaldahal@bpc.bt

Sub: Load Generation Balance Report from 00:00hrs to 09:00hrs (17-Jul-2017).

Hours (BST)	Forecast		Actual	
	Generation	Load	Generation	Load
0:00	1697.7	253.7	1684.9	240.89
0:15	1697.7	254.1	1687.3	232.45
0:30	1697.7	252.2	1684.6	236.41
0:45	1697.7	253.8	1685.4	236.35
1:00	1697.7	252.9	1682.1	230.13
1:15	1697.7	252.7	1681.4	233.09
1:30	1697.7	251.5	1679.9	234.03
1:45	1697.7	252.1	1681.4	233.18
2:00	1697.7	251.8	1684.4	232.81
2:15	1697.7	251.3	1681.7	230.03
2:30	1697.7	250.9	1686.7	234.14
2:45	1697.7	250.9	1679.7	235.32
3:00	1697.7	250.2	1679.3	235.71
3:15	1697.7	251.1	1685.8	233.74
3:30	1697.7	252.3	1682.1	235.47
3:45	1697.7	254.7	1683.7	235.07
4:00	1697.7	257.1	1684.3	235.09
4:15	1697.7	254.4	1679.4	235.69
4:30	1697.7	252.8	1680.8	245.10
4:45	1697.7	254.2	1684.9	240.74
5:00	1697.7	252.7	1684.3	248.96
5:15	1697.7	257.5	1684.4	245.77
5:30	1697.7	262.9	1681.6	242.47
5:45	1697.7	264.4	1678.2	250.56
6:00	1697.7	270	1680.9	260.85
6:15	1697.7	273.2	1681.3	265.42
6:30	1697.7	276.8	1677.8	268.08
6:45	1697.7	274	1685.4	264.94
7:00	1697.7	274.2	1682.6	271.90
7:15	1697.7	277.5	1680.8	270.34
7:30	1697.7	277.8	1679.7	269.84
7:45	1697.7	276.5	1681.9	268.25
8:00	1697.7	274.7	1680.3	267.22
8:15	1697.7	273.3	1681.8	261.68
8:30	1697.7	273.8	1684.1	264.48
8:45	1697.7	272.3	1683.2	262.49
9:00	1697.7	273.7	1682.1	262.22

Coincidental peak load of Day(Last year):	
232.6.03MW	17-Jul-16
232.6.03MW	
344.02 MW	18-Mar-17

Yours faithfully,

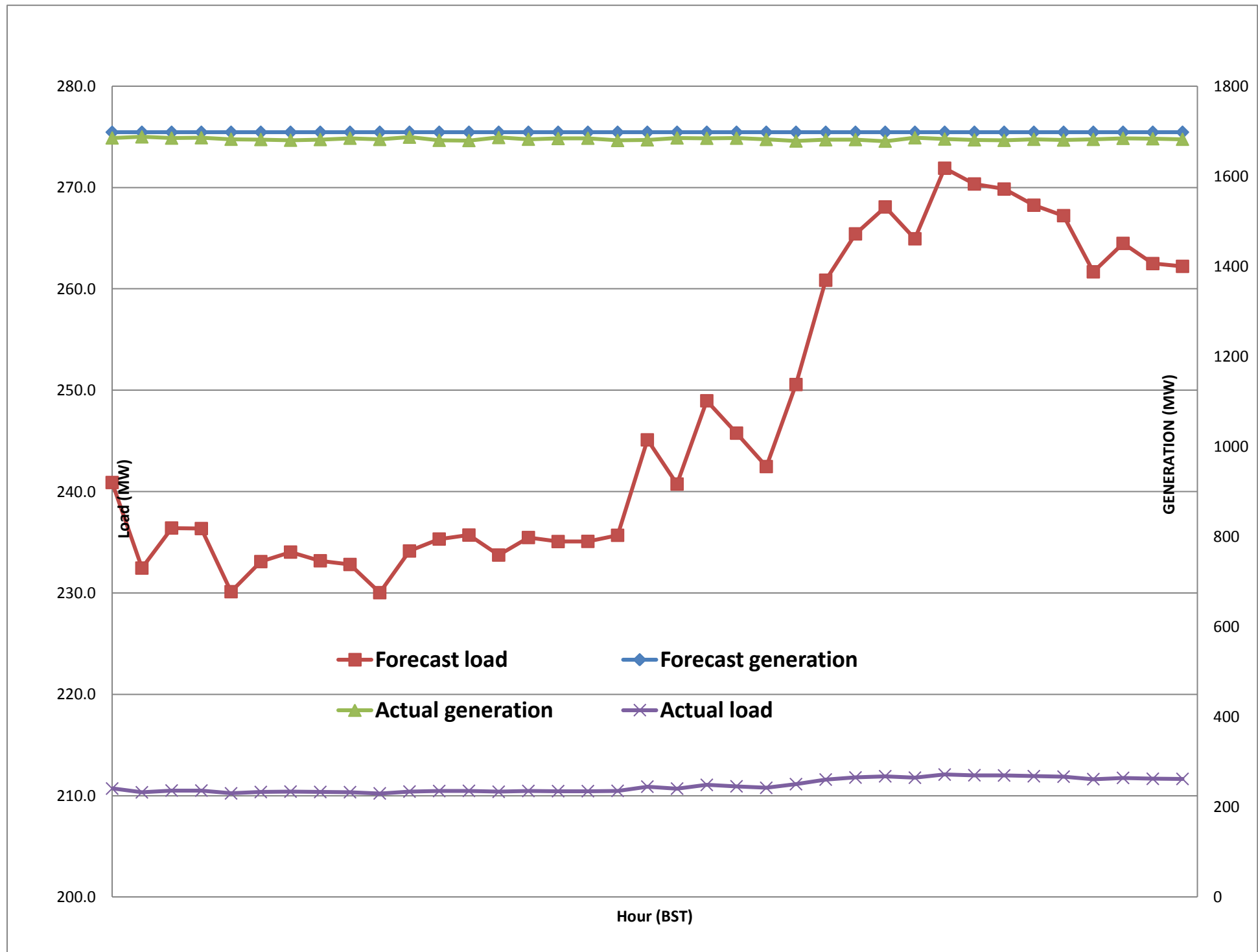
Sign:
Pema Lhamo



Message No.: Enter your message number
 From: Shift In-charge, Control Room

7/17/2017 10:41 17-Jul-17
 7/17/2017 10:41 10:41

Forecast Generation & Load with Actual Generation & Load of Today from 00:00hrs to 09:00hrs(17-Jul-2017).





འབྲུག་གྲོགས་ལས་ཁུངས་།
Bhutan Power Corporation Ltd.
Bhutan Power System Operator
 Thimphu: Bhutan



Message No.: Enter your message number **Date:** 17-Jul-17
From: Shift In-charge, Control Room **Time:** 10:41

 #####

To Forecast Generation & Load with Actual Generation & Load (16-Jul-2017).
 Managing Director, BPC. Email: gemtshering@bpc.bt
 Director, O&MD, DGPC. Email: director.umd@drukgreen.com
 General Manager, TD, BPC. Email: ktobgye@bpc.bt
 General Manager, BPSO, BPC. Email: ujjwaldahal@bpc.bt
 Advisor, BPC. Email: bharattamang@bpc.bt

Sub: Scheduled Generation and Forcast Load of Tomorrow (18-Jul-2017).

Kindly find scheduled generation (MW) and load forecast (MW)

Hours (BST)	Forecast		Hours (BST)	Forecast	
	Generation	Load		Generation	Load
0:00	1698.4	251.8	12:00	1698.4	248.8
0:15	1698.4	252.9	12:15	1698.4	249.9
0:30	1698.4	252	12:30	1698.4	249.7
0:45	1698.4	252.4	12:45	1698.4	249.6
1:00	1698.4	251.2	13:00	1698.4	246.9
1:15	1698.4	250.2	13:15	1698.4	245.4
1:30	1698.4	249.3	13:30	1698.4	242.9
1:45	1698.4	247	13:45	1698.4	241.9
2:00	1698.4	247	14:00	1698.4	245.4
2:15	1698.4	246.8	14:15	1698.4	248.9
2:30	1698.4	248.1	14:30	1698.4	251.3
2:45	1698.4	246.9	14:45	1698.4	250
3:00	1698.4	247.3	15:00	1698.4	254.1
3:15	1698.4	249.1	15:15	1698.4	253.7
3:30	1698.4	250.7	15:30	1698.4	252.7
3:45	1698.4	252.3	15:45	1698.4	251.9
4:00	1698.4	253.7	16:00	1698.4	250.5
4:15	1698.4	252.1	16:15	1698.4	251.2
4:30	1698.4	250.9	16:30	1698.4	253.5
4:45	1698.4	252.3	16:45	1698.4	259.6
5:00	1698.4	251.3	17:00	1698.4	257.9
5:15	1698.4	257	17:15	1698.4	261.9
5:30	1698.4	263.7	17:30	1698.4	263.5
6:00	1698.4	265.8	17:45	1698.4	265.7
6:15	1698.4	271.1	18:00	1698.4	263.9
6:30	1698.4	273.2	18:15	1698.4	267.1
6:45	1698.4	274.6	18:30	1698.4	273.3
7:00	1698.4	273.6	18:45	1698.4	274.5
7:15	1698.4	272.9	19:00	1698.4	280.7
7:30	1698.4	276.2	19:15	1698.4	286.6
7:45	1698.4	273.8	19:30	1698.4	291.7
8:00	1698.4	273.3	19:45	1698.4	294
8:15	1698.4	271.7	20:00	1698.4	291.8
8:30	1698.4	270.8	20:15	1698.4	290.1
8:45	1698.4	270.4	20:30	1698.4	290.2
9:00	1698.4	270.4	20:45	1698.4	288.9
9:15	1698.4	271.3	21:00	1698.4	282.4
9:30	1698.4	271.1	21:15	1698.4	281.4
9:45	1698.4	272.3	21:30	1698.4	277.4
10:00	1698.4	269	21:45	1698.4	272.2
10:15	1698.4	267.3	22:00	1698.4	269.5
10:30	1698.4	270.2	22:15	1698.4	266.1
10:45	1698.4	266.7	22:30	1698.4	259.8
11:00	1698.4	264.1	22:45	1698.4	257.7
11:15	1698.4	264.1	23:00	1698.4	254.1
11:30	1698.4	265.5	23:15	1698.4	252.1
11:45	1698.4	264.6	23:30	1698.4	248.6
	1698.4	246.3	23:45	1698.4	250.7

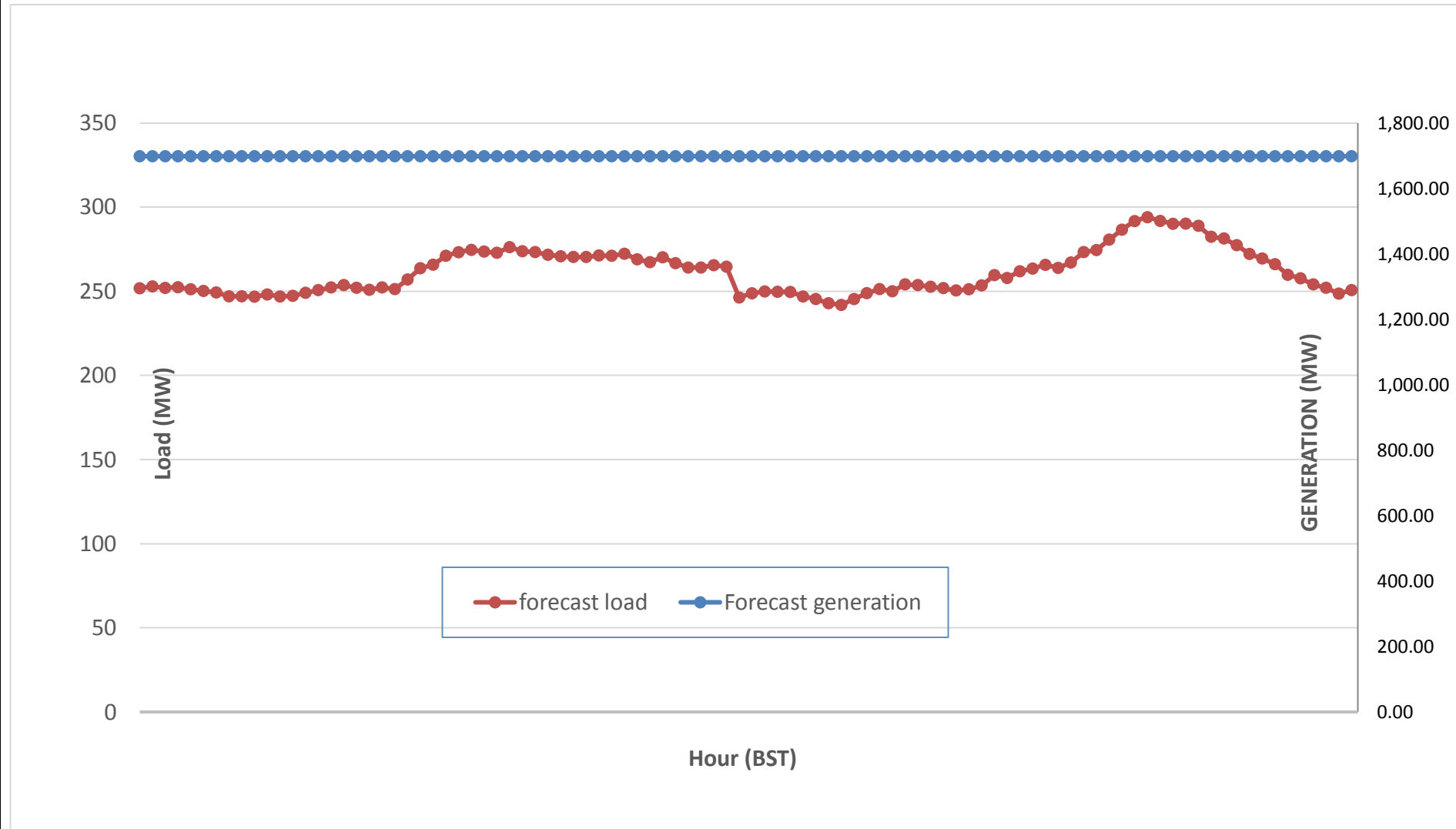
Yours faithfully,
 Sign:
 Pema Lhamo



Message No.: Enter your message number
 From: Shift In-charge, Control Room

Date: 17-Jul-17
 Time: 10:41

Scheduled Generation & Load Forecast for Tomorrow (18-Jul-2017).



Yours faithfully,

Sign:
Pema Lhamo

	MW
Scheduled Peak Generation(18-Jul-2017).	376.90
Forecast Peak Load(18-Jul-2017).	300.60