



ཕྱག་ལུགས་ལེ་ལས་འཛིན།

Bhutan Power Corporation Ltd.  
Bhutan Power System Operator  
Thimphu: Bhutan



Message No.: Enter your message number  
From: Shift In-charge, Control Room

Date: 16-Jul-17  
Time: 10:07

To: Forecast Generation & Load with Actual Generation & Load (15-Jul-2017).  
Managing Director, BPC. Email: gemtshering@bpc.bt  
Director, O&MD, DGPC. Email: director.umd@drukgreen.com  
General Manager, TD, BPC. Email: ktobgye@bpc.bt  
General Manager, DCSD, BPC. Email: sandeeprai@bpc.bt  
General Manager, BPSO, BPC. Email: ujjwaldahal@bpc.bt

Sub: Load Generation Balance Report of Yesterday (15-Jul-2017).

Hours (BST)	Forecast		Actual		Hours (BST)	Forecast		Actual	
	Generation	Load	Generation	Load		Generation	Load	Generation	Load
0:00	1696.7	252.1	1708.0	260.83	12:00	1696.7	226.3	1693.8	265.11
0:15	1696.7	253.2	1704.3	264.59	12:15	1696.7	225.9	1695.4	265.88
0:30	1696.7	251.9	1701.0	260.59	12:30	1696.7	226.5	1695.3	266.11
0:45	1696.7	254.5	1704.6	258.41	12:45	1696.7	228.8	1695.3	265.28
1:00	1696.7	253.3	1706.0	258.61	13:00	1696.7	228.3	1696.5	260.05
1:15	1696.7	253.4	1701.6	255.39	13:15	1696.7	226.6	1694.8	256.82
1:30	1696.7	254.7	1704.9	258.30	13:30	1696.7	223.8	1696.7	253.18
1:45	1696.7	252.6	1702.5	254.93	13:45	1696.7	223.5	1695.0	253.92
2:00	1696.7	255.3	1707.0	253.00	14:00	1696.7	232.2	1698.4	254.82
2:15	1696.7	253.4	1703.1	250.89	14:15	1696.7	244.6	1694.9	255.84
2:30	1696.7	255.8	1702.1	250.39	14:30	1696.7	247.7	1694.8	250.52
2:45	1696.7	256.4	1700.5	249.07	14:45	1696.7	250	1699.5	248.12
3:00	1696.7	255	1699.3	248.61	15:00	1696.7	253.2	1693.6	248.11
3:15	1696.7	256.3	1699.5	249.37	15:15	1696.7	251.3	1695.0	246.77
3:30	1696.7	257.5	1701.1	248.58	15:30	1696.7	251.7	1693.3	252.19
3:45	1696.7	258.7	1697.9	252.81	15:45	1696.7	253.8	1695.0	253.34
4:00	1696.7	260.4	1699.8	251.81	16:00	1696.7	252	1696.5	251.30
4:15	1696.7	258	1697.4	252.36	16:15	1696.7	251.4	1693.1	246.58
4:30	1696.7	259.1	1701.0	250.60	16:30	1696.7	251.5	1694.1	252.83
4:45	1696.7	257.7	1695.6	252.30	16:45	1696.7	257.3	1695.3	260.49
5:00	1696.7	255.7	1696.1	254.05	17:00	1696.7	257.8	1695.2	258.59
5:15	1696.7	261.7	1696.0	252.10	17:15	1696.7	262.5	1696.9	263.27
5:30	1696.7	265.4	1697.8	262.44	17:30	1696.7	265.2	1691.6	261.35
6:45	1696.7	265.8	1698.8	266.35	17:45	1696.7	266	1694.1	261.48
6:00	1696.7	271.8	1698.9	273.73	18:00	1696.7	266.8	1693.6	262.00
6:15	1696.7	273.1	1698.2	276.99	18:15	1696.7	272.2	1695.8	259.61
6:30	1696.7	275.3	1694.7	278.66	18:30	1696.7	275.8	1692.3	265.50
6:45	1696.7	277.1	1695.1	277.98	18:45	1696.7	281.4	1688.2	273.55
7:00	1696.7	276.8	1698.0	272.24	19:00	1696.7	288.2	1694.4	275.74
7:15	1696.7	276.4	1696.1	272.85	19:15	1696.7	292.5	1689.6	279.07
7:30	1696.7	275.3	1701.5	271.45	19:30	1696.7	296.6	1691.5	290.98
7:45	1696.7	272.9	1697.8	277.92	19:45	1696.7	295.6	1693.6	294.09
8:00	1696.7	272.4	1699.5	278.11	20:00	1696.7	294.7	1692.5	296.00
8:15	1696.7	270.3	1699.9	273.78	20:15	1696.7	290.6	1690.2	292.85
8:30	1696.7	269.8	1702.6	274.88	20:30	1696.7	291	1689.7	292.77
8:45	1696.7	271	1694.9	276.25	20:45	1696.7	290.3	1690.3	285.57
9:00	1696.7	271.3	1698.4	278.92	21:00	1696.7	283.8	1689.3	273.79
9:15	1696.7	275.4	1697.4	277.54	21:15	1696.7	282.1	1692.5	281.63
9:30	1696.7	277.1	1700.0	272.00	21:30	1696.7	278.8	1689.6	282.73
9:45	1696.7	275.4	1698.1	268.42	21:45	1696.7	277.3	1690.2	276.17
10:00	1696.7	272	1696.5	264.33	22:00	1696.7	272.5	1691.6	266.52
10:15	1696.7	272.3	1700.6	277.98	22:15	1696.7	271.1	1688.8	258.73
10:30	1696.7	265.5	1692.6	282.19	22:30	1696.7	269	1689.6	257.04
10:45	1696.7	264	1695.8	267.45	22:45	1696.7	264.7	1693.9	256.17
11:00	1696.7	265.7	1697.2	269.11	23:00	1696.7	261.2	1687.5	249.14
11:15	1696.7	270.7	1695.7	260.23	23:15	1696.7	258.6	1690.8	248.66
11:30	1696.7	264.1	1700.0	257.46	23:30	1696.7	252.7	1691.3	246.55
11:45	1696.7	223.5	1700.3	266.23	23:45	1696.7	256.9	1691.5	250.93

Yours faithfully,

Sign:  
Pema Lhamo

Coincidental peak load of Day(Last year):	
266.03MW	16-Jul-16
Maximum Load till date:	
344.02 MW	18-Mar-17



འབྲུག་གྲོག་མེ་ལས་འཛིན།

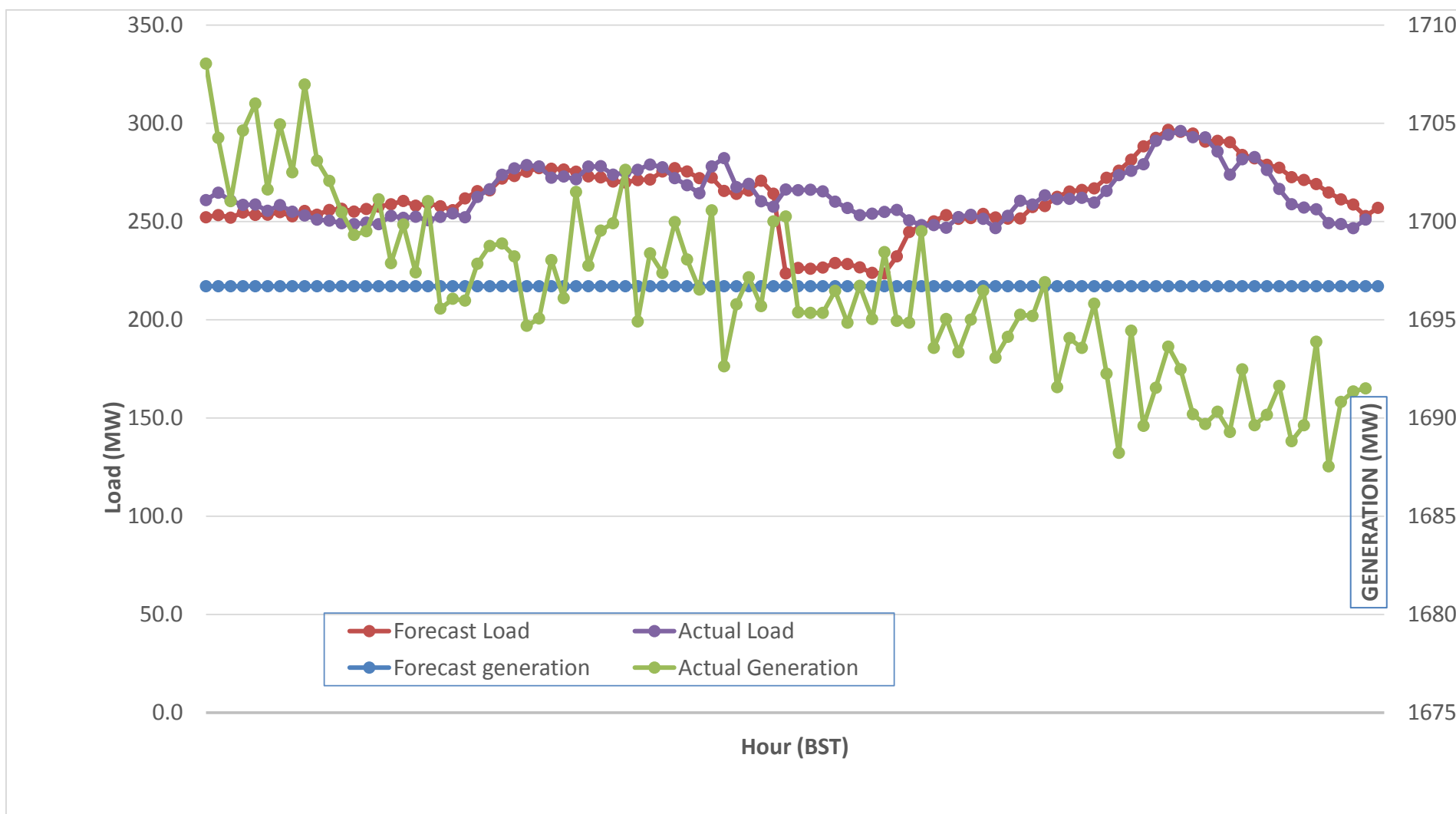
Bhutan Power Corporation Ltd.  
 Bhutan Power System Operator  
 Thimphu: Bhutan



Message No.: Enter your message number  
 From: Shift In-charge, Control Room

Date: 16-Jul-17  
 Time: 10:09

Forecast Generation & Load with Actual Generation & Load (15-Jul-2017).



Yours faithfully,

Sign:  
**Pema Lhamo**

[Signature Box]

<b>Coincidental peak load of Day(Last year):</b>	
266.03MW	16-Jul-16
<b>Maximum Load till date:</b>	
344.02 MW	18-Mar-17



འབྲུག་གྲོག་ཚེ་ལས་འཛིན།

Bhutan Power Corporation Ltd.  
Bhutan Power System Operator  
Thimphu: Bhutan



Message No.: Enter your message number  
From: Shift In-charge, Control Room

Date: 16-Jul-17  
Time: 10:10

To Forecast Generation & Load with Actual Generation & Load (15-Jul-2017).  
Managing Director, BPC. Email: gemtshering@bpc.bt  
Director, O&MD, DGPC. Email: director.umd@drukgreen.com  
General Manager, TD, BPC. Email: thinleygyeltshen@bpc.bt  
General Manager, DCSD, BPC. Email: sandeprai@bpc.bt  
General Manager, BPSO, BPC. Email: ujjwaldahal@bpc.bt

Sub: Load Generation Balance Report from 00:00hrs to 09:00hrs (16-Jul-2017).

Hours (BST)	Forecast		Actual	
	Generation	Load	Generation	Load
0:00	1697.5	252.1	1689.5	247.68
0:15	1697.5	252.9	1691.6	255.38
0:30	1697.5	251.5	1688.2	248.05
0:45	1697.5	252.8	1693.8	246.92
1:00	1697.5	252	1687.0	241.10
1:15	1697.5	252	1693.3	242.00
1:30	1697.5	252.4	1693.7	238.04
1:45	1697.5	251.2	1688.6	233.97
2:00	1697.5	252.8	1689.4	231.46
2:15	1697.5	251.1	1693.1	231.96
2:30	1697.5	250.5	1690.2	233.44
2:45	1697.5	251.7	1690.2	236.62
3:00	1697.5	251.5	1691.3	236.80
3:15	1697.5	253.4	1683.3	241.84
3:30	1697.5	254.5	1686.4	243.61
3:45	1697.5	256	1688.4	244.19
4:00	1697.5	258	1689.4	239.39
4:15	1697.5	256.1	1691.0	243.38
4:30	1697.5	256.5	1690.6	243.69
4:45	1697.5	257.1	1688.6	238.97
5:00	1697.5	255.3	1689.5	245.51
5:15	1697.5	259.3	1683.7	248.81
5:30	1697.5	264.8	1685.1	264.31
5:45	1697.5	264.8	1689.1	271.26
6:00	1697.5	270.3	1685.3	271.20
6:15	1697.5	272.6	1686.9	273.60
6:30	1697.5	274.9	1688.5	270.73
6:45	1697.5	272.1	1687.2	271.70
7:00	1697.5	272.9	1691.8	269.88
7:15	1697.5	276.7	1689.6	268.55
7:30	1697.5	276.1	1684.6	262.44
7:45	1697.5	273.3	1686.7	261.33
8:00	1697.5	272	1690.9	264.06
8:15	1697.5	271.4	1684.7	261.95
8:30	1697.5	271.4	1688.6	257.48
8:45	1697.5	269.8	1684.3	263.38
9:00	1697.5	270.9	1690.5	259.98

Coincidental peak load of Day(Last year):	
266.03MW	16-Jul-16
258.23 MW	
344.02 MW	18-Mar-17

Yours faithfully,

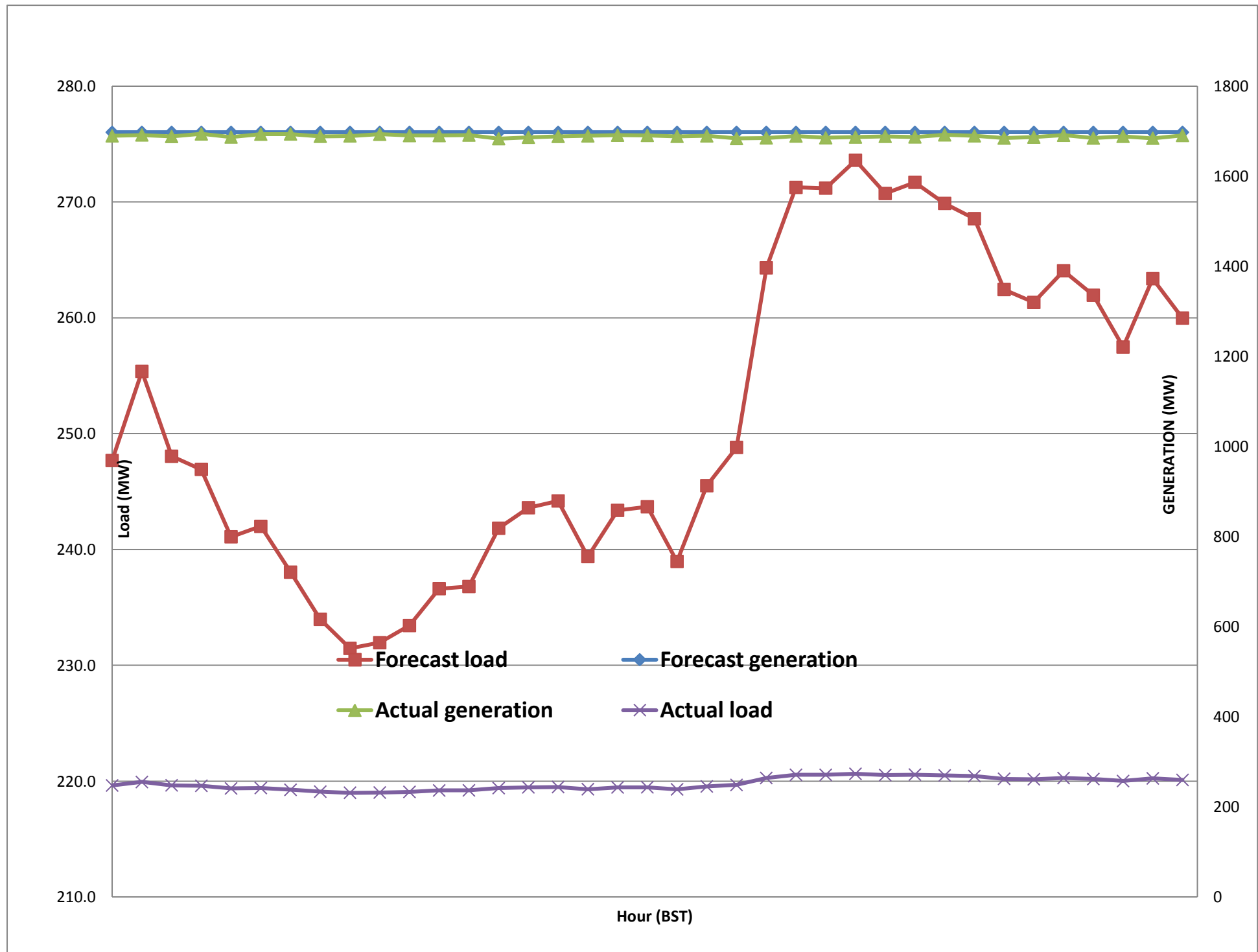
Sign:  
Pema Lhamo



Message No.: Enter your message number  
 From: Shift In-charge, Control Room

7/15/2017 9:27 16-Jul-17  
 7/15/2017 9:27 10:07

Forecast Generation & Load with Actual Generation & Load of Today from 00:00hrs to 09:00hrs(16-Jul-2017).





འབྲུག་གྲོག་ལས་ཁུངས་ལྷན་ཁག།  
**Bhutan Power Corporation Ltd.**  
**Bhutan Power System Operator**  
 Thimphu: Bhutan



**Message No.:** Enter your message number **Date:** 16-Jul-17  
**From:** Shift In-charge, Control Room **Time:** 10:07

#####  
 #####

**To** Forecast Generation & Load with Actual Generation & Load (15-Jul-2017).  
 Managing Director, BPC. Email: gemtshering@bpc.bt  
 Director, O&MD, DGPC. Email: director.umd@drukgreen.com  
 General Manager, TD, BPC. Email: ktobgye@bpc.bt  
 General Manager, BPSO, BPC. Email: ujjwaldahal@bpc.bt  
 Advisor, BPC. Email: bharattamang@bpc.bt

**Sub:** Scheduled Generation and Forcast Load of Tomorrow (17-Jul-2017).

Kindly find scheduled generation (MW) and load forecast (MW)

Hours (BST)	Forecast		Hours (BST)	Forecast	
	Generation	Load		Generation	Load
0:00	1697.7	253.7	12:00	1697.7	243.4
0:15	1697.7	254.1	12:15	1697.7	243.4
0:30	1697.7	252.2	12:30	1697.7	244.9
0:45	1697.7	253.8	12:45	1697.7	245.6
1:00	1697.7	252.9	13:00	1697.7	243
1:15	1697.7	252.7	13:15	1697.7	241.4
1:30	1697.7	251.5	13:30	1697.7	239.8
1:45	1697.7	252.1	13:45	1697.7	238.6
2:00	1697.7	251.8	14:00	1697.7	243
2:15	1697.7	251.3	14:15	1697.7	249.7
2:30	1697.7	250.9	14:30	1697.7	251.3
2:45	1697.7	250.9	14:45	1697.7	249.5
3:00	1697.7	250.2	15:00	1697.7	253.8
3:15	1697.7	251.1	15:15	1697.7	253.6
3:30	1697.7	252.3	15:30	1697.7	255
3:45	1697.7	254.7	15:45	1697.7	252.1
4:00	1697.7	257.1	16:00	1697.7	248.9
4:15	1697.7	254.4	16:15	1697.7	249.7
4:30	1697.7	252.8	16:30	1697.7	252
4:45	1697.7	254.2	16:45	1697.7	258.3
5:00	1697.7	252.7	17:00	1697.7	259.2
5:15	1697.7	257.5	17:15	1697.7	261.1
5:30	1697.7	262.9	17:30	1697.7	263.1
6:00	1697.7	264.4	17:45	1697.7	264.4
6:15	1697.7	270	18:00	1697.7	264.8
6:30	1697.7	273.2	18:15	1697.7	268.1
6:45	1697.7	276.8	18:30	1697.7	274.1
7:00	1697.7	274	18:45	1697.7	278.8
7:15	1697.7	274.2	19:00	1697.7	283.6
7:30	1697.7	277.5	19:15	1697.7	287.5
7:45	1697.7	277.8	19:30	1697.7	292.5
8:00	1697.7	276.5	19:45	1697.7	296.3
8:15	1697.7	274.7	20:00	1697.7	293.5
8:30	1697.7	273.3	20:15	1697.7	291
8:45	1697.7	273.8	20:30	1697.7	292
9:00	1697.7	272.3	20:45	1697.7	290.7
9:15	1697.7	273.7	21:00	1697.7	284.7
9:30	1697.7	274	21:15	1697.7	283.4
9:45	1697.7	274.4	21:30	1697.7	278.8
10:00	1697.7	269.6	21:45	1697.7	274.7
10:15	1697.7	268.4	22:00	1697.7	271.3
10:30	1697.7	272.1	22:15	1697.7	267.9
10:45	1697.7	267.9	22:30	1697.7	261.7
11:00	1697.7	264.3	22:45	1697.7	259.7
11:15	1697.7	264.8	23:00	1697.7	257.3
11:30	1697.7	265.4	23:15	1697.7	255.5
11:45	1697.7	264.6	23:30	1697.7	250
		240.7	23:45	1696.7	253.9

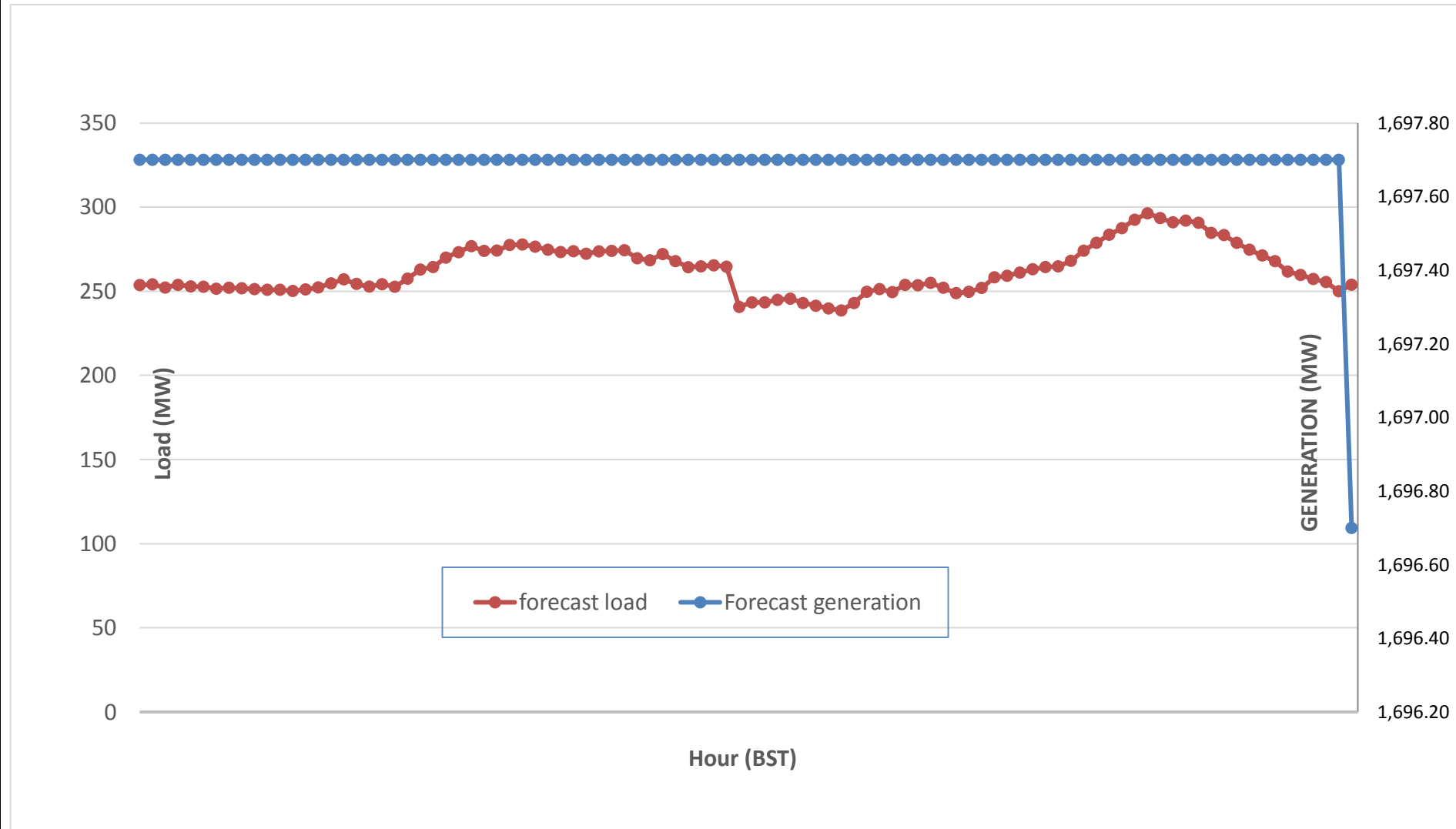
Yours faithfully,  
 Sign:  
 Pema Lhamo



Message No.: Enter your message number  
 From: Shift In-charge, Control Room

Date: 15-Jul-17  
 Time: 9:27

**Scheduled Generation & Load Forecast for Tomorrow (16-Jul-2017).**



Yours faithfully,

Sign:  
**Pema Lhamo**

	MW
Scheduled Peak Generation(16-Jul-2017).	376.90
Forecast Peak Load(16-Jul-2017).	300.60