



འབྲུག་གླིང་མེ་ལམ་འཛིན།

Bhutan Power Corporation Ltd.
Bhutan Power System Operator
Thimphu: Bhutan



Message No.: Enter your message number
From: Shift In-charge, Control Room

Date: 15-Jul-17
Time: 9:27

To: Forecast Generation & Load with Actual Generation & Load (14-Jul-2017).
Managing Director, BPC. Email: gemtshering@bpc.bt
Director, O&MD, DGPC. Email: director.umd@drukgreen.com
General Manager, TD, BPC. Email: ktobgye@bpc.bt
General Manager, DCSD, BPC. Email: sandeeprai@bpc.bt
General Manager, BPSO, BPC. Email: ujjwaldahal@bpc.bt

Sub: Load Generation Balance Report of Yesterday (14-Jul-2017).

Hours (BST)	Forecast		Actual		Hours (BST)	Forecast		Actual	
	Generation	Load	Generation	Load		Generation	Load	Generation	Load
0:00	1726.3	252.4	1678.0	250.31	12:00	1726.3	260.5	1705.9	280.39
0:15	1726.3	254.1	1673.2	246.34	12:15	1726.3	260.9	1706.2	271.75
0:30	1726.3	253.8	1669.6	246.87	12:30	1726.3	259.9	1705.8	280.19
0:45	1726.3	256.9	1658.6	250.91	12:45	1726.3	256.1	1702.7	271.18
1:00	1726.3	255.9	1662.3	247.51	13:00	1726.3	256.1	1705.2	263.96
1:15	1726.3	255.8	1675.7	248.02	13:15	1726.3	255.5	1701.4	268.77
1:30	1726.3	258.2	1671.7	245.95	13:30	1726.3	250.3	1701.3	268.40
1:45	1726.3	255.8	1672.8	245.92	13:45	1726.3	251.8	1701.3	267.12
2:00	1726.3	260.4	1658.6	243.87	14:00	1726.3	254.2	1701.5	266.09
2:15	1726.3	258.1	1655.7	241.72	14:15	1726.3	253.7	1706.4	265.84
2:30	1726.3	262.5	1660.6	241.85	14:30	1726.3	251.9	1705.2	264.45
2:45	1726.3	261.1	1657.0	237.45	14:45	1726.3	252.5	1699.2	265.00
3:00	1726.3	260.6	1674.5	241.86	15:00	1726.3	252	1703.4	261.65
3:15	1726.3	259.8	1690.5	242.48	15:15	1726.3	248	1700.3	264.36
3:30	1726.3	261.3	1709.5	248.09	15:30	1726.3	247.8	1702.8	262.34
3:45	1726.3	261.8	1710.3	248.84	15:45	1726.3	251.4	1703.0	251.54
4:00	1726.3	265.2	1711.5	250.77	16:00	1726.3	251.6	1702.0	242.79
4:15	1726.3	261	1710.2	251.23	16:15	1726.3	251.2	1698.9	241.44
4:30	1726.3	260.7	1712.3	249.50	16:30	1726.3	251.3	1702.4	248.62
4:45	1726.3	258.8	1704.5	248.82	16:45	1726.3	256	1698.6	250.93
5:00	1726.3	255.2	1707.3	250.54	17:00	1726.3	258	1698.9	254.95
5:15	1726.3	259.3	1710.3	253.27	17:15	1726.3	260.5	1705.7	262.33
5:30	1726.3	264.2	1710.8	260.68	17:30	1726.3	263.3	1704.0	267.15
6:45	1726.3	269.4	1710.2	261.70	17:45	1726.3	263.9	1703.6	272.55
6:00	1726.3	277.1	1709.9	264.99	18:00	1726.3	264.8	1703.0	273.38
6:15	1726.3	274.2	1707.8	272.07	18:15	1726.3	271.9	1704.5	276.02
6:30	1726.3	278.2	1692.6	272.34	18:30	1726.3	274.2	1698.7	277.34
6:45	1726.3	277.4	1709.3	269.41	18:45	1726.3	279.4	1697.9	278.58
7:00	1726.3	279	1704.6	261.34	19:00	1726.3	285.8	1698.1	276.93
7:15	1726.3	277.8	1706.6	277.26	19:15	1726.3	289.5	1698.1	279.61
7:30	1726.3	276.4	1705.8	279.47	19:30	1726.3	294.1	1697.9	281.54
7:45	1726.3	276.2	1708.3	275.26	19:45	1726.3	295	1701.8	304.33
8:00	1726.3	272.4	1703.7	273.04	20:00	1726.3	293.8	1698.0	299.44
8:15	1726.3	272.9	1700.2	272.72	20:15	1726.3	290.9	1698.9	291.05
8:30	1726.3	271.1	1706.6	275.58	20:30	1726.3	290.5	1700.8	296.01
8:45	1726.3	271.3	1706.3	269.77	20:45	1726.3	291.2	1703.3	293.51
9:00	1726.3	272.8	1708.5	271.16	21:00	1726.3	286	1704.5	294.86
9:15	1726.3	272.4	1708.4	269.00	21:15	1726.3	284.9	1706.0	289.74
9:30	1726.3	273.9	1708.2	270.09	21:30	1726.3	279.1	1708.9	282.24
9:45	1726.3	270.7	1706.3	268.67	21:45	1726.3	278	1703.0	278.96
10:00	1726.3	267.1	1709.7	266.31	22:00	1726.3	271.9	1707.5	280.04
10:15	1726.3	266.7	1702.7	266.89	22:15	1726.3	271.1	1704.5	276.85
10:30	1726.3	259.3	1707.8	265.70	22:30	1726.3	268.3	1697.8	257.99
10:45	1726.3	257.6	1704.0	269.15	22:45	1726.3	265.6	1697.9	265.63
11:00	1726.3	261.8	1698.5	272.10	23:00	1726.3	261.6	1705.8	260.59
11:15	1726.3	265.8	1705.4	271.00	23:15	1726.3	258.9	1707.4	260.98
11:30	1726.3	258.4	1704.4	276.64	23:30	1726.3	251.8	1706.0	262.85
11:45	1726.3	257.2	1706.3	276.71	23:45	1726.1	257	1705.9	259.30

Yours faithfully,

Sign:
Tshering Choden

Coincidental peak load of Day(Last year):	
260.56MW	15-Jul-16
Maximum Load till date:	
344.02 MW	18-Mar-17



འབྲུག་རྒྱལ་ཁོ་ལས་འཛིན།

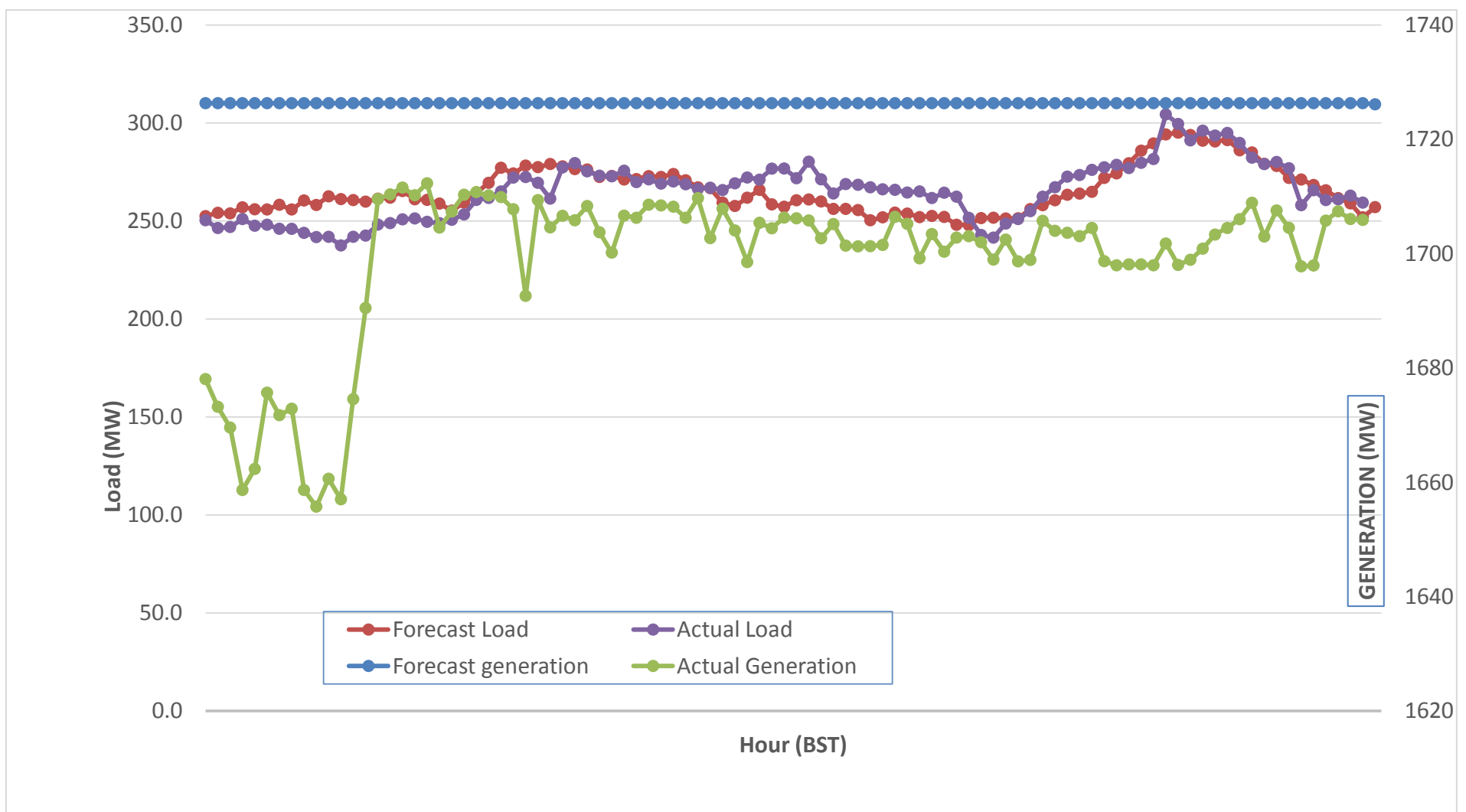
Bhutan Power Corporation Ltd.
 Bhutan Power System Operator
 Thimphu: Bhutan



Message No.: Enter your message number
 From: Shift In-charge, Control Room

Date: 15-Jul-17
 Time: 9:27

Forecast Generation & Load with Actual Generation & Load (14-Jul-2017).



Yours faithfully,

Sign:
Tshering Choden



Coincidental peak load of Day(Last year):	
260.56MW	15-Jul-16
Maximum Load till date:	
344.02 MW	18-Mar-17



འབྲུག་གྲོག་མེ་ལས་འཛིན།

Bhutan Power Corporation Ltd.
Bhutan Power System Operator
Thimphu: Bhutan



Message No.: Enter your message number
From: Shift In-charge, Control Room

Date: 15-Jul-17
Time: 9:27

To Forecast Generation & Load with Actual Generation & Load (14-Jul-2017).
Managing Director, BPC. Email: gemtshering@bpc.bt
Director, O&MD, DGPC. Email: director.omb@drukgreen.com
General Manager, TD, BPC. Email: thinleygyeltshen@bpc.bt
General Manager, DCSD, BPC. Email: sandeprai@bpc.bt
General Manager, BPSO, BPC. Email: ujjwaldahal@bpc.bt

Sub: Load Generation Balance Report from 00:00hrs to 09:00hrs (15-Jul-2017).

Hours (BST)	Forecast		Actual	
	Generation	Load	Generation	Load
0:00	1696.7	252.1	260.8	1439.88
0:15	1696.7	253.2	264.6	1433.88
0:30	1696.7	251.9	260.6	1433.56
0:45	1696.7	254.5	258.4	1436.66
1:00	1696.7	253.3	258.6	1438.31
1:15	1696.7	253.4	255.4	1442.34
1:30	1696.7	254.7	258.3	1440.50
1:45	1696.7	252.6	254.9	1441.47
2:00	1696.7	255.3	253.0	1443.38
2:15	1696.7	253.4	250.9	1445.50
2:30	1696.7	255.8	250.4	1441.47
2:45	1696.7	256.4	249.1	1441.56
3:00	1696.7	255	248.6	1441.16
3:15	1696.7	256.3	249.4	1442.59
3:30	1696.7	257.5	248.6	1441.69
3:45	1696.7	258.7	252.8	1436.09
4:00	1696.7	260.4	251.8	1437.84
4:15	1696.7	258	252.4	1437.22
4:30	1696.7	259.1	250.6	1444.94
4:45	1696.7	257.7	252.3	1436.88
5:00	1696.7	255.7	254.1	1434.44
5:15	1696.7	261.7	252.1	1434.25
5:30	1696.7	265.4	262.4	1427.91
5:45	1696.7	265.8	266.4	1427.56
6:00	1696.7	271.8	273.7	1417.47
6:15	1696.7	273.1	277.0	1415.75
6:30	1696.7	275.3	278.7	1408.66
6:45	1696.7	277.1	278.0	1409.84
7:00	1696.7	276.8	272.2	1417.13
7:15	1696.7	276.4	272.9	1415.69
7:30	1696.7	275.3	271.4	1421.06
7:45	1696.7	272.9	277.9	1414.44
8:00	1696.7	272.4	278.1	1413.03
8:15	1696.7	270.3	273.8	1417.59
8:30	1696.7	269.8	274.9	1416.63
8:45	1696.7	271	276.3	1412.00
9:00	1696.7	271.3	278.9	1410.88

Coincidental peak load of Day(Last year):	
260.56MW	15-Jul-16
258.23 MW	
344.02 MW	18-Mar-17

Yours faithfully,

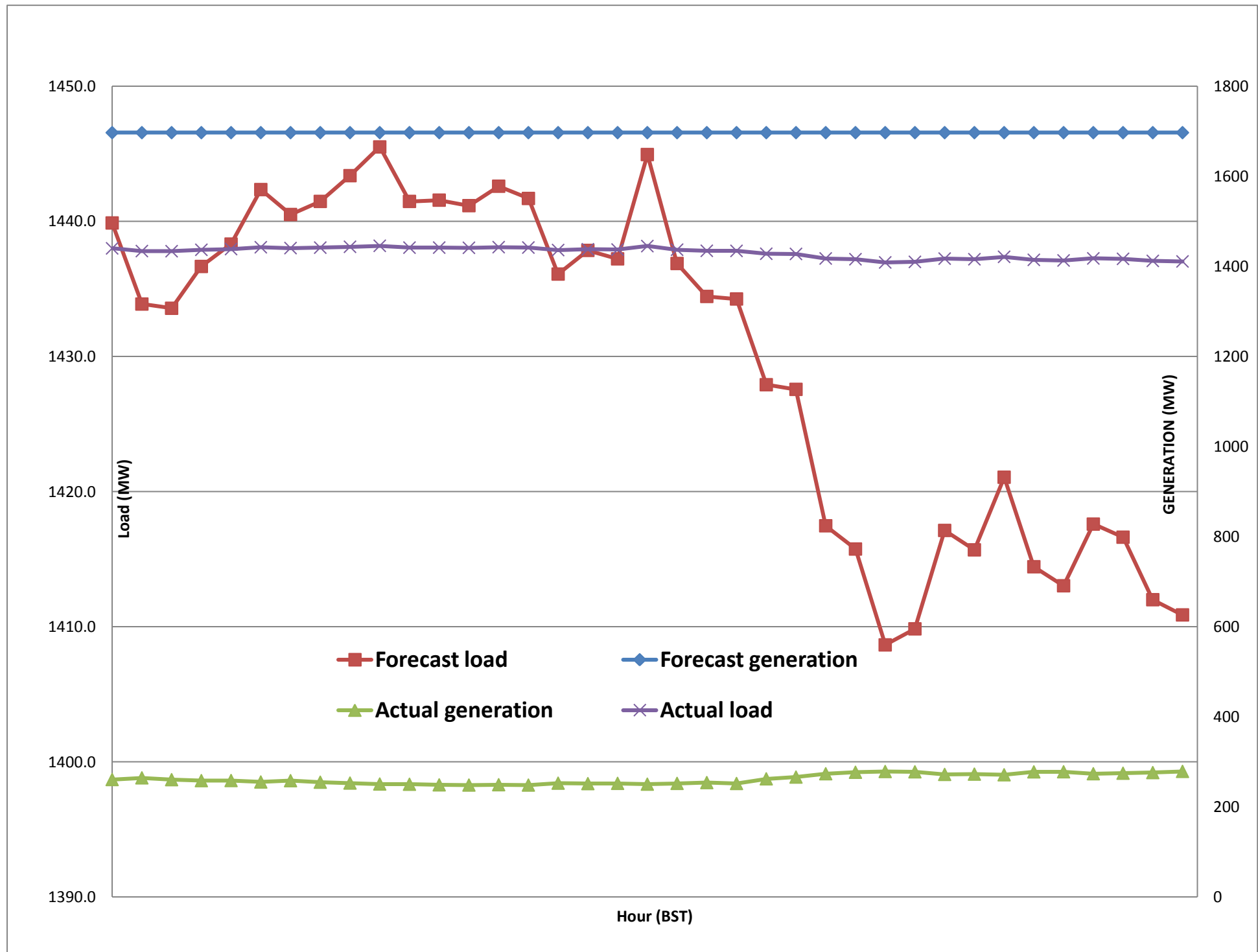
Sign:
Tshering Choden



Message No.: Enter your message number
 From: Shift In-charge, Control Room

7/15/2017 9:27 15-Jul-17
 7/15/2017 9:27 9:27

Forecast Generation & Load with Actual Generation & Load of Today from 00:00hrs to 09:00hrs(15-Jul-2017).





འབྲུག་གྲོག་ལས་ཁུངས་ལྷན་ཁག།
Bhutan Power Corporation Ltd.
Bhutan Power System Operator
 Thimphu: Bhutan



Message No.: Enter your message number **Date:** 15-Jul-17
From: Shift In-charge, Control Room **Time:** 9:27

 #####

To Forecast Generation & Load with Actual Generation & Load (14-Jul-2017).
 Managing Director, BPC. Email: gemtshering@bpc.bt
 Director, O&MD, DGPC. Email: director.umd@drukgreen.com
 General Manager, TD, BPC. Email: ktobgye@bpc.bt
 General Manager, BPSO, BPC. Email: ujjwaldahal@bpc.bt
 Advisor, BPC. Email: bharattamang@bpc.bt

Sub: Scheduled Generation and Forcast Load of Tomorrow (16-Jul-2017).

Kindly find scheduled generation (MW) and load forecast (MW)

Hours (BST)	Forecast		Hours (BST)	Forecast	
	Generation	Load		Generation	Load
0:00	1697.5	252.1	12:00	1697.5	239.9
0:15	1697.5	252.9	12:15	1697.5	239.3
0:30	1697.5	251.5	12:30	1697.5	238.7
0:45	1697.5	252.8	12:45	1697.5	240.3
1:00	1697.5	252	13:00	1697.5	238.3
1:15	1697.5	252	13:15	1697.5	237.2
1:30	1697.5	252.4	13:30	1697.5	235
1:45	1697.5	251.2	13:45	1697.5	234.3
2:00	1697.5	252.8	14:00	1697.5	240.9
2:15	1697.5	251.1	14:15	1697.5	249.2
2:30	1697.5	250.5	14:30	1697.5	253.3
2:45	1697.5	251.7	14:45	1697.5	253
3:00	1697.5	251.5	15:00	1697.5	256.8
3:15	1697.5	253.4	15:15	1697.5	254.4
3:30	1697.5	254.5	15:30	1697.5	254.4
3:45	1697.5	256	15:45	1697.5	251.3
4:00	1697.5	258	16:00	1697.5	249.1
4:15	1697.5	256.1	16:15	1697.5	249.4
4:30	1697.5	256.5	16:30	1697.5	250.4
4:45	1697.5	257.1	16:45	1697.5	257.9
5:00	1697.5	255.3	17:00	1697.5	259.2
5:15	1697.5	259.3	17:15	1697.5	261.8
5:30	1697.5	264.8	17:30	1697.5	266.9
6:00	1697.5	264.8	17:45	1697.5	268.6
6:15	1697.5	270.3	18:00	1697.5	270.1
6:30	1697.5	272.6	18:15	1697.5	273.3
6:45	1697.5	274.9	18:30	1697.5	276.8
7:00	1697.5	272.1	18:45	1697.5	281.1
7:15	1697.5	272.9	19:00	1697.5	285.6
7:30	1697.5	276.7	19:15	1697.5	290.4
7:45	1697.5	276.1	19:30	1697.5	293.6
8:00	1697.5	273.3	19:45	1697.5	297.9
8:15	1697.5	272	20:00	1697.5	293.9
8:30	1697.5	271.4	20:15	1697.5	291
8:45	1697.5	271.4	20:30	1697.5	292.3
9:00	1697.5	269.8	20:45	1697.5	292.3
9:15	1697.5	270.9	21:00	1697.5	286.3
9:30	1697.5	276.5	21:15	1697.5	284.8
9:45	1697.5	276.5	21:30	1697.5	280.3
10:00	1697.5	277.8	21:45	1697.5	278.8
10:15	1697.5	271	22:00	1697.5	275.1
10:30	1697.5	271.7	22:15	1697.5	272.5
10:45	1697.5	267.9	22:30	1697.5	268.2
11:00	1697.5	268.5	22:45	1697.5	266.3
11:15	1697.5	269.3	23:00	1697.5	262
11:30	1697.5	271.5	23:15	1697.5	259.8
11:45	1697.5	270.6	23:30	1697.5	256.1
	1697.5	238.5	23:45	1697.5	260.6

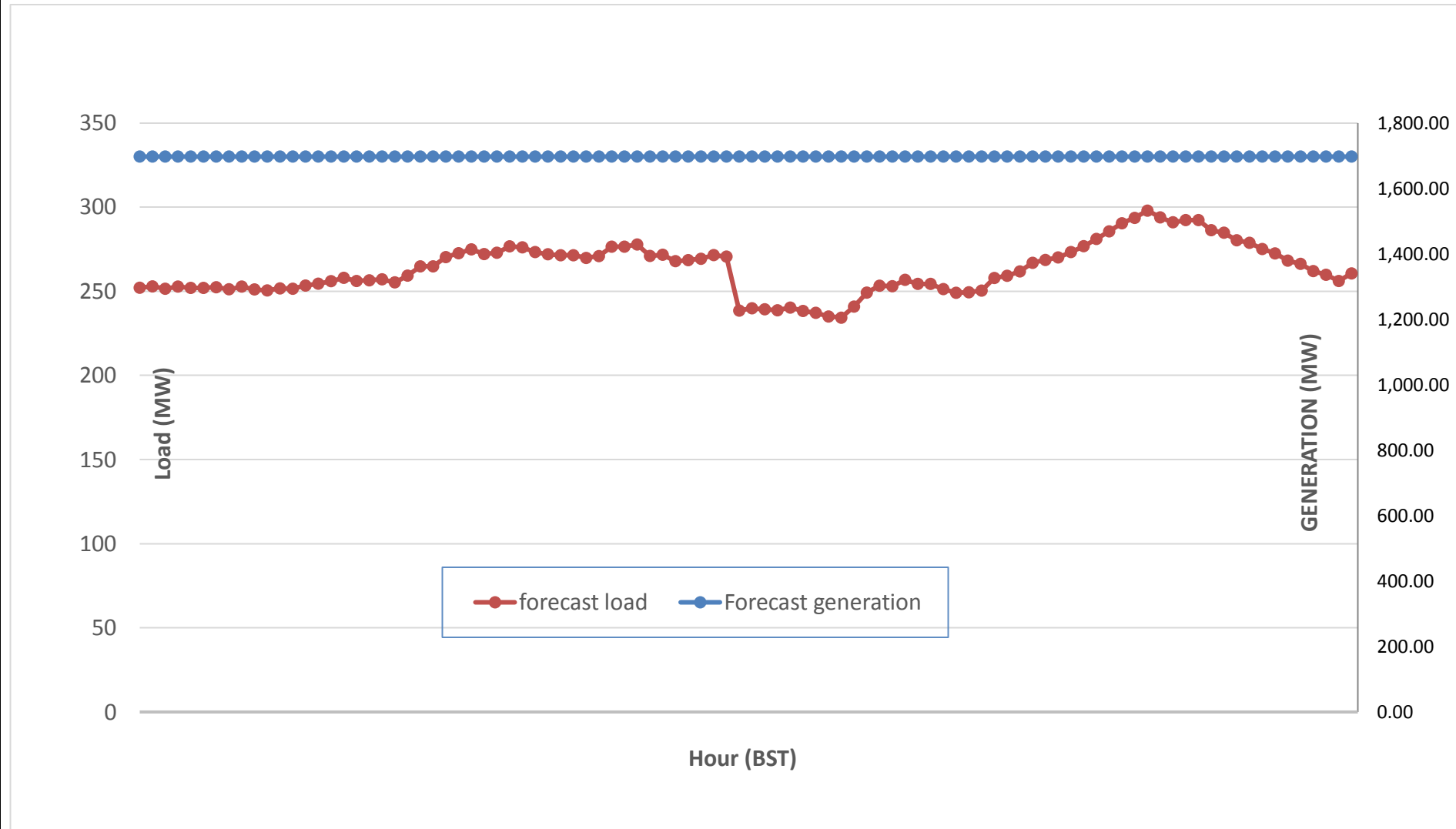
Yours faithfully,
 Sign:
 Tshering Choden



Message No.: Enter your message number
From: Shift In-charge, Control Room

Date: 15-Jul-17
Time: 9:27

Scheduled Generation & Load Forecast for Tomorrow (16-Jul-2017).



Yours faithfully,

Sign:
Tshering Choden

	MW
Scheduled Peak Generation(16-Jul-2017).	376.90
Forecast Peak Load(16-Jul-2017).	300.60