



ཕྱག་ལུག་གི་ལས་འཛིན།

Bhutan Power Corporation Ltd.  
Bhutan Power System Operator  
Thimphu: Bhutan



Message No.: Enter your message number  
From: Shift In-charge, Control Room

Date: 12-Jul-17  
Time: 11:34

To Forecast Generation & Load with Actual Generation & Load (11-Jul-2017).  
Managing Director, BPC. Email: gemtshering@bpc.bt  
Director, O&MD, DGPC. Email: director.omb@drukgreen.com  
General Manager, TD, BPC. Email: ktobgye@bpc.bt  
General Manager, DCSD, BPC. Email: sandeeprai@bpc.bt  
General Manager, BPSO, BPC. Email: ujjwaldahal@bpc.bt

Sub: Load Generation Balance Report of Yesterday (11-Jul-2017).

Hours (BST)	Forecast		Actual		Hours (BST)	Forecast		Actual	
	Generation	Load	Generation	Load		Generation	Load	Generation	Load
0:00	1743.5	252.2	1731.4	251.89	12:00	1743.5	266.6	1726.0	252.10
0:15	1743.5	258.9	1730.4	255.67	12:15	1743.5	266.2	1727.6	271.98
0:30	1743.5	258.6	1730.0	253.60	12:30	1743.5	261.9	1725.8	263.95
0:45	1743.5	262.4	1735.3	255.11	12:45	1743.5	259.7	1730.2	258.48
1:00	1743.5	262.3	1734.0	252.70	13:00	1743.5	259.6	1729.2	263.69
1:15	1743.5	261.3	1733.3	256.95	13:15	1743.5	259.2	1729.5	265.69
1:30	1743.5	261.1	1732.5	256.17	13:30	1743.5	254.9	1731.1	247.96
1:45	1743.5	260.3	1732.4	256.70	13:45	1743.5	256.2	1728.2	246.41
2:00	1743.5	263.5	1732.7	256.35	14:00	1743.5	258.7	1731.5	254.41
2:15	1743.5	261.3	1733.1	256.55	14:15	1743.5	258.7	1730.4	250.70
2:30	1743.5	267.8	1733.3	257.13	14:30	1743.5	257.3	1730.3	251.85
2:45	1743.5	265.9	1733.1	257.48	14:45	1743.5	256.7	1715.5	256.88
3:00	1743.5	265.7	1733.0	257.20	15:00	1743.5	256.2	1727.1	257.67
3:15	1743.5	267.8	1731.7	257.11	15:15	1743.5	244.8	1730.8	256.60
3:30	1743.5	267	1731.6	257.70	15:30	1741.9	241.9	1714.7	260.40
3:45	1743.5	267.2	1731.6	258.52	15:45	1743.5	245.8	1714.4	258.63
4:00	1743.5	268.7	1730.9	255.53	16:00	1743.5	246	1694.4	256.19
4:15	1743.5	268.2	1731.5	255.38	16:15	1743.5	243.5	1701.2	264.20
4:30	1743.5	268.8	1731.3	256.33	16:30	1741.7	241.7	1727.3	262.72
4:45	1743.5	270.9	1728.2	254.15	16:45	1743.5	250.2	1723.6	262.11
5:00	1743.5	271.1	1728.0	254.48	17:00	1743.5	253.1	1731.4	262.37
5:15	1743.5	274.7	1727.0	266.30	17:15	1743.5	256	1726.4	260.54
5:30	1743.5	279.3	1726.9	268.41	17:30	1743.5	261.5	1728.7	262.82
6:45	1743.5	282.7	1731.5	273.31	17:45	1743.5	266.2	1730.0	272.43
6:00	1743.5	288.2	1716.4	270.75	18:00	1743.5	266.9	1730.3	276.72
6:15	1743.5	282.7	1705.2	276.91	18:15	1743.5	269.9	1726.5	279.33
6:30	1743.5	287.7	1704.8	280.95	18:30	1743.5	273.7	1727.6	291.73
6:45	1743.5	287.6	1732.8	281.91	18:45	1743.5	276.2	1731.4	287.75
7:00	1743.5	287.9	1729.4	278.84	19:00	1743.5	279.3	1732.0	295.76
7:15	1743.5	288.4	1727.4	278.93	19:15	1743.5	283.1	1726.1	298.88
7:30	1743.5	287.5	1728.3	278.80	19:30	1743.5	287.8	1731.4	303.20
7:45	1743.5	285.4	1729.0	269.54	19:45	1743.5	286	1729.6	304.79
8:00	1743.5	281.8	1730.1	269.59	20:00	1743.5	284.2	1726.8	302.94
8:15	1743.5	284	1727.3	268.93	20:15	1743.5	286	1732.2	298.34
8:30	1743.5	279.3	1726.5	270.23	20:30	1743.5	285.5	1730.4	295.45
8:45	1743.5	279.3	1726.4	273.27	20:45	1743.5	289.8	1731.6	291.27
9:00	1743.5	279.5	1727.3	272.61	21:00	1743.5	286	1728.2	278.23
9:15	1743.5	278.6	1728.3	273.50	21:15	1743.5	283.5	1728.9	284.64
9:30	1743.5	274.8	1725.6	278.75	21:30	1743.5	279.3	1727.3	285.41
9:45	1743.5	276.8	1727.6	271.05	21:45	1743.5	279.6	1735.1	277.70
10:00	1743.5	269.2	1725.8	263.96	22:00	1743.5	274	1727.8	273.20
10:15	1743.5	271.5	1727.5	270.63	22:15	1743.5	272.8	1727.0	269.13
10:30	1743.5	265.9	1729.9	269.18	22:30	1743.5	272.5	1729.7	266.19
10:45	1743.5	267	1723.4	262.31	22:45	1743.5	268.4	1730.6	264.53
11:00	1743.5	269.2	1726.8	265.06	23:00	1743.5	263.9	1727.8	257.14
11:15	1743.5	272.4	1719.8	256.26	23:15	1743.5	262.4	1717.8	254.51
11:30	1743.5	267.9	1726.5	258.29	23:30	1743.5	255.1	1719.9	250.83
11:45	1743.5	267	1727.8	259.71	23:45	1743.5	264	1724.7	251.34

Yours faithfully,

Sign:  
Tshering Deki

Coincidental peak load of Day(Last year):	
256.43	12-Jul-16
Maximum Load till date:	
344.02 MW	18-Mar-17



འབྲུག་གྲོག་མེ་ལས་འཛིན།

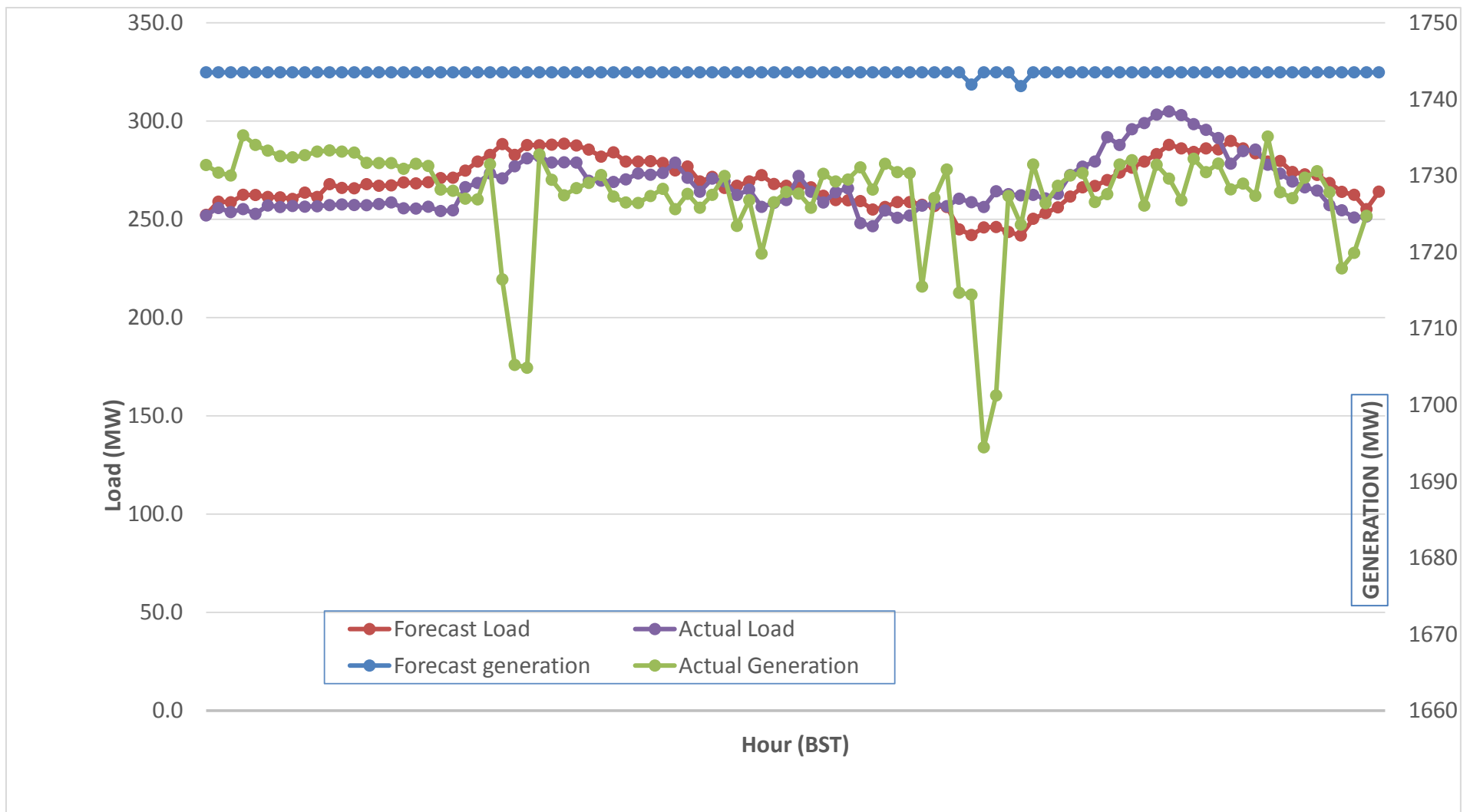
Bhutan Power Corporation Ltd.  
 Bhutan Power System Operator  
 Thimphu: Bhutan



Message No.: Enter your message number  
 From: Shift In-charge, Control Room

Date: 12-Jul-17  
 Time: 12:49

Forecast Generation & Load with Actual Generation & Load (11-Jul-2017).



Yours faithfully,

Sign:  
**Tshering Deki**

	<b>Coincidental peak load of Day(Last year):</b>	
	256.43	12-Jul-16
	<b>Maximum Load till date:</b>	
	344.02 MW	18-Mar-17



འབྲུག་གྲོག་མེ་ལས་འཛིན།

Bhutan Power Corporation Ltd.  
Bhutan Power System Operator  
Thimphu: Bhutan



**Message No.:** Enter your message number  
**From:** Shift In-charge, Control Room

**Date:** 12-Jul-17  
**Time:** 11:34

**To** Forecast Generation & Load with Actual Generation & Load (11-Jul-2017).  
Managing Director, BPC. Email: gemtshering@bpc.bt  
Director, O&MD, DGPC. Email: director.omb@drukgreen.com  
General Manager, TD, BPC. Email: thinleygyeltshen@bpc.bt  
General Manager, DCSD, BPC. Email: sandeprai@bpc.bt  
General Manager, BPSO, BPC. Email: ujjwaldahal@bpc.bt

**Sub:** Load Generation Balance Report from 00:00hrs to 09:00hrs (12-Jul-2017).

Hours (BST)	Forecast		Actual	
	Generation	Load	Generation	Load
0:00	1743.5	252.2	1723.4	251.96
0:15	1743.5	258.9	1724.4	249.27
0:30	1743.5	258.6	1730.4	245.86
0:45	1743.5	262.4	1731.5	247.25
1:00	1743.5	262.3	1729.9	245.76
1:15	1743.5	261.3	1729.6	240.59
1:30	1743.5	261.1	1735.8	239.38
1:45	1743.5	260.3	1729.4	238.82
2:00	1743.5	263.5	1733.3	238.13
2:15	1743.5	261.3	1732.5	237.66
2:30	1743.5	267.8	1732.7	236.87
2:45	1743.5	265.9	1733.1	238.93
3:00	1743.5	265.7	1732.7	238.43
3:15	1743.5	267.8	1732.5	238.93
3:30	1743.5	267	1732.3	239.71
3:45	1743.5	267.2	1732.3	239.80
4:00	1743.5	268.7	1732.6	239.18
4:15	1743.5	268.2	1732.9	240.34
4:30	1743.5	268.8	1732.6	239.63
4:45	1743.5	270.9	1732.5	236.58
5:00	1743.5	271.1	1727.6	228.32
5:15	1743.5	274.7	1730.2	229.10
5:30	1743.5	279.3	1712.0	237.45
5:45	1743.5	282.7	1723.2	248.35
6:00	1743.5	288.2	1733.4	252.04
6:15	1743.5	282.7	1734.3	256.45
6:30	1743.5	287.7	1730.4	259.01
6:45	1743.5	287.6	1731.5	257.34
7:00	1743.5	287.9	1732.5	258.09
7:15	1743.5	288.4	1733.4	258.90
7:30	1743.5	287.5	1730.3	259.34
7:45	1743.5	285.4	1732.9	252.18
8:00	1743.5	281.8	1731.4	253.11
8:15	1743.5	284	1730.9	256.66
8:30	1743.5	279.3	1734.4	255.41
8:45	1743.5	279.3	1733.1	255.83
9:00	1743.5	279.5	1732.6	258.95

Coincidental peak load of Day(Last year):	
256.43	12-Jul-16

258.23 MW	
344.02 MW	18-Mar-17

Yours faithfully,

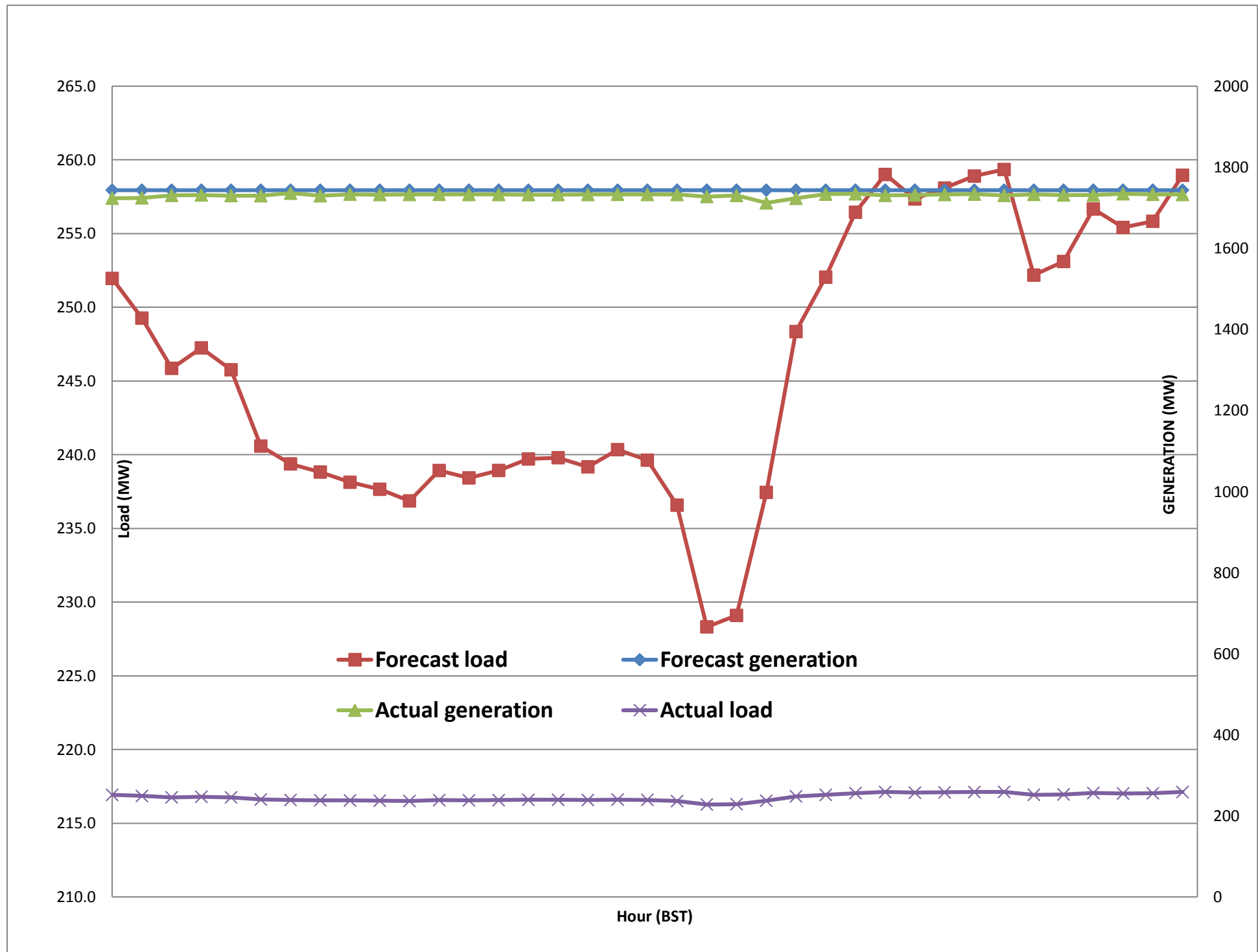
Sign:  
Tshering Deki



Message No.: Enter your message number  
 From: Shift In-charge, Control Room

12-Jul-17  
 11:34

Forecast Generation & Load with Actual Generation & Load of Today from 00:00hrs to 09:00hrs(12-Jul-2017).





འབྲུག་གྲོག་ལས་ཁུངས་ལྷན་ཁག།  
**Bhutan Power Corporation Ltd.**  
**Bhutan Power System Operator**  
 Thimphu: Bhutan



**Message No.:** Enter your message number **Date:** 12-Jul-17  
**From:** Shift In-charge, Control Room **Time:** 11:34

**To:** Forecast Generation & Load with Actual Generation & Load (11-Jul-2017).  
 Managing Director, BPC. Email: gemtshering@bpc.bt  
 Director, O&MD, DGPC. Email: director.umd@drukgreen.com  
 General Manager, TD, BPC. Email: ktobgye@bpc.bt  
 General Manager, BPSO, BPC. Email: ujjwaldahal@bpc.bt  
 Advisor, BPC. Email: bharattamang@bpc.bt

**Sub:** Scheduled Generation and Forcast Load of Tomorrow (13-Jul-2017).

Kindly find scheduled generation (MW) and load forecast (MW)

Hours (BST)	Forecast		Hours (BST)	Forecast	
	Generation	Load		Generation	Load
0:00	1632.2	251.8	12:00	1568.2	266.9
0:15	1632.2	255.5	12:15	1568.2	267.2
0:30	1632.2	255.7	12:30	1568.2	265.2
0:45	1632.2	260.2	12:45	1568.2	260.9
1:00	1632.2	259.4	13:00	1568.2	260.8
1:15	1632.2	260.3	13:15	1568.2	261.1
1:30	1632.2	260.2	13:30	1568.2	254.6
1:45	1632.2	260	13:45	1568.2	255.1
2:00	1632.2	261.8	14:00	1568.2	257.2
2:15	1632.2	260.2	14:15	1568.2	256.4
2:30	1632.2	265.2	14:30	1568.2	255.2
2:45	1632.2	263.5	14:45	1568.2	256.2
3:00	1632.2	263.5	15:00	1568.2	256.2
3:15	1632.2	262.6	15:15	1568.2	248.2
3:30	1632.2	264.1	15:30	1568.2	246.8
3:45	1632.2	264.7	15:45	1568.2	250.3
4:00	1632.2	268.2	16:00	1568.2	250.1
4:15	1632.2	263.6	16:15	1568.2	250.4
4:30	1632.2	263.4	16:30	1568.2	249.8
4:45	1632.2	261.8	16:45	1568.2	252.8
5:00	1632.2	263.8	17:00	1568.2	255.9
5:15	1632.2	268.3	17:15	1568.2	259.1
5:30	1568.2	272.4	17:30	1568.2	262
6:45	1568.2	276.3	17:45	1568.2	266.6
6:00	1568.2	284.5	18:00	1568.2	270.6
6:15	1568.2	280	18:15	1568.2	273.1
6:30	1568.2	284.3	18:30	1568.2	276.9
6:45	1568.2	283.2	18:45	1568.2	281.2
7:00	1568.2	285	19:00	1568.2	285.2
7:15	1568.2	284.1	19:15	1568.2	289.1
7:30	1568.2	282.5	19:30	1568.2	293.6
7:45	1568.2	281.8	19:45	1568.2	292.4
8:00	1568.2	278.2	20:00	1568.2	292
8:15	1568.2	278.5	20:15	1568.2	289.4
8:30	1568.2	275.6	20:30	1568.2	290
8:45	1568.2	275.8	20:45	1568.2	291.5
9:00	1568.2	276.7	21:00	1568.2	285.1
9:15	1568.2	276	21:15	1568.2	284.8
9:30	1568.2	278.6	21:30	1568.2	279.1
9:45	1568.2	273.8	21:45	1568.2	278.7
10:00	1568.2	270.2	22:00	1568.2	272.6
10:15	1568.2	270.2	22:15	1632.2	272.6
10:30	1568.2	262.6	22:30	1632.2	269.6
10:45	1568.2	261.1	22:45	1632.2	268.1
11:00	1568.2	265.3	23:00	1632.2	262.8
11:15	1568.2	271.4	23:15	1632.2	259.4
11:30	1568.2	264.7	23:30	1632.2	253.8
11:45	1568.2	264.6	23:45	1632.2	257.8

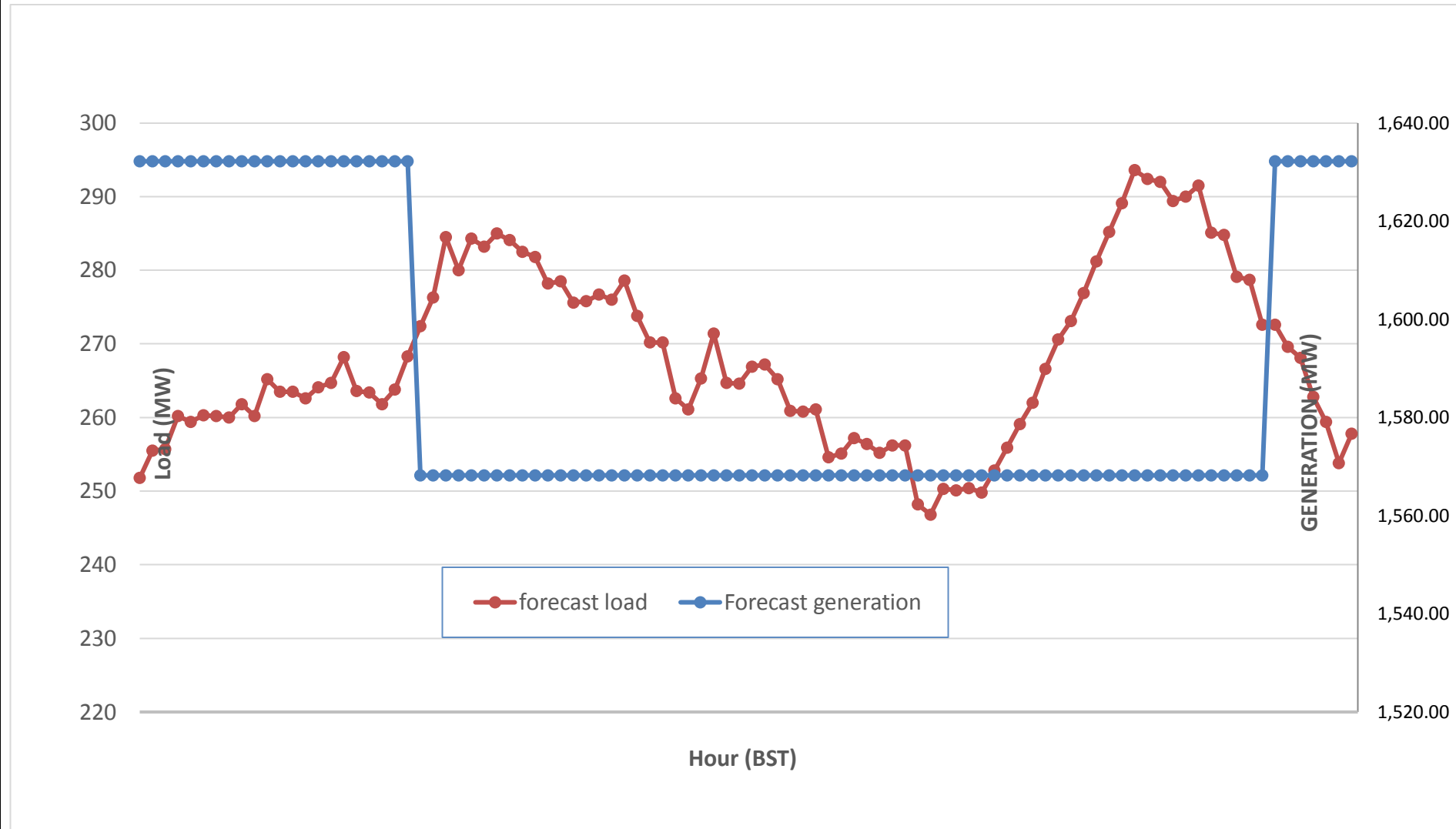
Yours faithfully,  
 Sign:  
 Tshering Deki



Message No.: Enter your message number  
 From: Shift In-charge, Control Room

Date: 11-Jul-17  
 Time: 12:42

**Scheduled Generation & Load Forecast for Tomorrow (12-Jul-2017).**



Yours faithfully,

Sign:  
**Tshering Deki**

	MW
Scheduled Peak Generation(12-Jul-2017).	376.90
Forecast Peak Load(12-Jul-2017).	300.60