



འབྲུག་གློག་ལེ་ལས་འཛིན།

Bhutan Power Corporation Ltd.  
Bhutan Power System Operator  
Thimphu: Bhutan



Message No.: Enter your message number  
From: Shift In-charge, Control Room

Date: 11-Jul-17  
Time: 10:34

To: Forecast Generation & Load with Actual Generation & Load (10-Jul-2017).  
Managing Director, BPC. Email: gemtshering@bpc.bt  
Director, O&MD, DGPC. Email: director.omd@drukgreen.com  
General Manager, TD, BPC. Email: ktobgye@bpc.bt  
General Manager, DCSD, BPC. Email: sandeeprai@bpc.bt  
General Manager, BPSO, BPC. Email: ujjwaldahal@bpc.bt

Sub: **Load Generation Balance Report of Yesterday (10-Jul-2017).**

Hours (BST)	Forecast		Actual		Hours (BST)	Forecast		Actual	
	Generation	Load	Generation	Load		Generation	Load	Generation	Load
0:00	1728.6	267.5	1734.3	249.29	12:00	1728.6	268.4	1733.1	263.98
0:15	1728.6	267.8	1731.0	249.30	12:15	1728.6	268.5	1733.0	264.95
0:30	1728.6	268.4	1730.7	245.73	12:30	1728.6	264.3	1733.2	265.09
0:45	1728.6	265.4	1730.9	247.26	12:45	1728.6	262	1733.3	262.84
1:00	1728.6	268	1730.5	241.27	13:00	1728.6	262.3	1733.7	260.94
1:15	1728.6	266.7	1731.0	246.82	13:15	1728.6	262.1	1733.4	261.25
1:30	1728.6	264.6	1731.8	245.02	13:30	1728.6	256.9	1733.5	259.87
1:45	1728.6	263	1731.4	247.27	13:45	1728.6	258.1	1733.3	260.16
2:00	1728.6	265	1730.8	247.13	14:00	1728.6	260.6	1731.3	250.49
2:15	1728.6	265.8	1730.5	245.21	14:15	1728.6	260.8	1734.3	252.41
2:30	1728.6	268.2	1731.0	247.08	14:30	1728.6	260.6	1734.3	252.79
2:45	1728.6	268.9	1731.3	247.00	14:45	1728.6	260.4	1733.4	251.63
3:00	1728.6	268.1	1731.1	247.01	15:00	1728.6	260.3	1733.7	254.50
3:15	1728.6	270.7	1734.4	239.34	15:15	1728.6	246	1731.7	257.34
3:30	1728.6	269.9	1732.7	248.34	15:30	1728.6	244.3	1734.6	256.85
3:45	1728.6	270.4	1731.7	250.28	15:45	1728.6	247.5	1732.8	257.03
4:00	1728.6	272	1731.4	249.73	16:00	1728.6	247.2	1732.7	255.88
4:15	1728.6	271.7	1733.6	245.53	16:15	1728.6	244.5	1731.1	254.07
4:30	1728.6	272.5	1738.4	242.13	16:30	1728.6	241.9	1729.5	248.25
4:45	1728.6	274.4	1737.3	244.53	16:45	1728.6	245.3	1735.1	252.96
5:00	1728.6	274.6	1737.5	244.95	17:00	1728.6	248.7	1734.7	259.52
5:15	1728.6	279.1	1737.8	246.66	17:15	1728.6	251.1	1733.6	260.71
5:30	1728.6	282.5	1736.6	250.53	17:30	1728.6	258.6	1731.2	263.77
6:45	1728.6	285	1732.8	250.93	17:45	1728.6	265.3	1733.6	266.33
6:00	1728.6	292.3	1737.2	264.49	18:00	1728.6	266.3	1732.1	269.43
6:15	1728.6	283.8	1732.3	268.80	18:15	1728.6	270.5	1735.5	272.88
6:30	1728.6	289.4	1731.0	268.42	18:30	1728.6	275.9	1732.4	279.34
6:45	1728.6	290	1733.8	273.30	18:45	1728.6	279.6	1733.3	284.06
7:00	1728.6	290.1	1733.8	277.16	19:00	1728.6	283.9	1735.8	291.17
7:15	1728.6	290.8	1733.4	278.52	19:15	1728.6	287.9	1735.0	296.37
7:30	1728.6	290.2	1734.6	273.99	19:30	1728.6	293.2	1726.4	303.95
7:45	1728.6	288.3	1732.4	270.30	19:45	1728.6	292.2	1736.7	299.92
8:00	1728.6	283.1	1734.4	270.33	20:00	1728.6	290.5	1735.0	301.86
8:15	1728.6	285.9	1727.6	261.96	20:15	1728.6	291.9	1731.9	295.80
8:30	1728.6	281.4	1727.4	268.05	20:30	1728.6	291.5	1730.9	293.34
8:45	1728.6	280.5	1732.1	269.14	20:45	1728.6	291	1731.4	291.82
9:00	1728.6	280.5	1722.8	262.73	21:00	1728.6	288.4	1734.9	289.31
9:15	1728.6	277.9	1731.1	268.14	21:15	1728.6	287.5	1733.0	287.37
9:30	1728.6	273.5	1729.7	271.64	21:30	1728.6	283.2	1731.9	275.02
9:45	1728.6	274.5	1732.9	268.55	21:45	1728.6	284.6	1730.3	268.30
10:00	1728.6	268	1730.4	261.98	22:00	1728.6	280.1	1730.4	268.45
10:15	1728.6	269.2	1734.1	261.59	22:15	1728.6	278.1	1731.3	270.35
10:30	1728.6	263.5	1733.0	235.75	22:30	1728.6	277.9	1731.1	268.52
10:45	1728.6	264.6	1734.9	230.72	22:45	1728.6	271.8	1731.5	270.81
11:00	1728.6	266.9	1733.5	239.84	23:00	1728.6	272.1	1727.5	269.08
11:15	1728.6	270.5	1736.7	258.70	23:15	1728.6	269.8	1730.3	257.72
11:30	1728.6	266.9	1732.8	264.48	23:30	1728.6	259.2	1730.2	252.63
11:45	1728.6	268.4	1733.1	261.80	23:45	1728.6	263.3	1730.3	252.72

Remarks-no forecast generation and load due to problem with RSC

Yours faithfully,

Sign:  
Karma Yangden

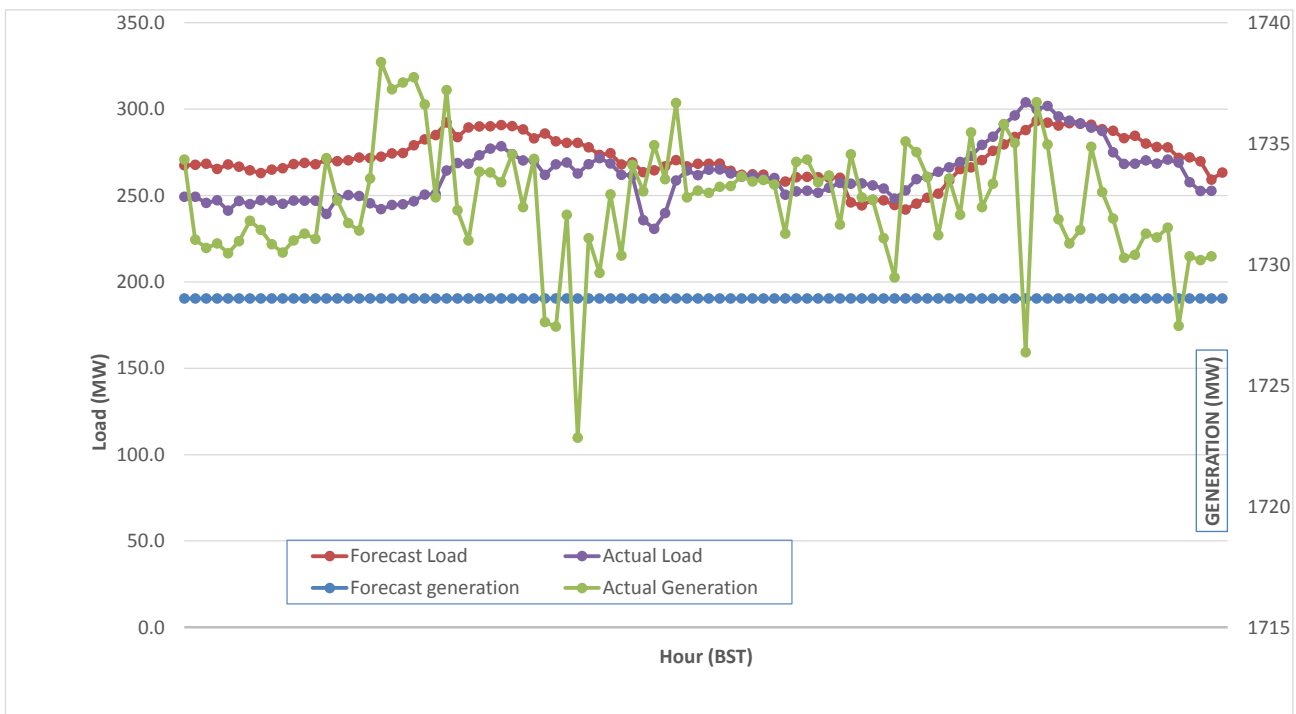
Coincidental peak load of Day(Last year):	
232.69	10-Jul-16
Maximum Load till date:	
344.02 MW	18-Mar-17



**Message No.:** Enter your message number  
**From:** Shift In-charge, Control Room

**Date:** 11-Jul-17  
**Time:** 12:43

**Forecast Generation & Load with Actual Generation & Load (10-Jul-2017).**



Yours faithfully,

Sign:  
**Karma Yangden**

<b>Coincidental peak load of Day(Last year):</b>	
232.69	10-Jul-16
<b>Maximum Load till date:</b>	
344.02 MW	18-Mar-17



འབྲུག་གྲོག་ལེ་ལས་ཁུངས།  
**Bhutan Power Corporation Ltd.**  
**Bhutan Power System Operator**  
**Thimphu: Bhutan**



**Message No.:** Enter your message number  
**From:** Shift In-charge, Control Room

**Date:** 11-Jul-17  
**Time:** 12:38

**To** Forecast Generation & Load with Actual Generation & Load (10-Jul-2017).  
 Managing Director, BPC. Email: gemtshering@bpc.bt  
 Director, O&MD, DGPC. Email: director.omb@drukgreen.com  
 General Manager, TD, BPC. Email: thinleygyeltshen@bpc.bt  
 General Manager, DCSD, BPC. Email: sandeeprai@bpc.bt  
 General Manager, BPSO, BPC. Email: ujwaldahal@bpc.bt

**Sub:** Load Generation Balance Report from 00:00hrs to 09:00hrs (11-Jul-2017).

Hours (BST)	Forecast		Actual	
	Generation	Load	Generation	Load
0:00	1743.5	252.2	1731.4	251.89
0:15	1743.5	258.9	1730.4	255.67
0:30	1743.5	258.6	1730.0	253.60
0:45	1743.5	262.4	1735.3	255.11
1:00	1743.5	262.3	1734.0	252.70
1:15	1743.5	261.3	1733.3	256.95
1:30	1743.5	261.1	1732.5	256.17
1:45	1743.5	260.3	1732.4	256.70
2:00	1743.5	263.5	1732.7	256.35
2:15	1743.5	261.3	1733.1	256.55
2:30	1743.5	267.8	1733.3	257.13
2:45	1743.5	265.9	1733.1	257.48
3:00	1743.5	265.7	1733.0	257.20
3:15	1743.5	267.8	1731.7	257.11
3:30	1743.5	267	1731.6	257.70
3:45	1743.5	267.2	1731.6	258.52
4:00	1743.5	268.7	1730.9	255.53
4:15	1743.5	268.2	1731.5	255.38
4:30	1743.5	268.8	1731.3	256.33
4:45	1743.5	270.9	1728.2	254.15
5:00	1743.5	271.1	1728.0	254.48
5:15	1743.5	274.7	1727.0	266.30
5:30	1743.5	279.3	1726.9	268.41
5:45	1743.5	282.7	1731.5	273.31
6:00	1743.5	288.2	1716.4	270.75
6:15	1743.5	282.7	1705.2	276.91
6:30	1743.5	287.7	1704.8	280.95
6:45	1743.5	287.6	1732.8	281.91
7:00	1743.5	287.9	1729.4	278.84
7:15	1743.5	288.4	1727.4	278.93
7:30	1743.5	287.5	1728.3	278.80
7:45	1743.5	285.4	1729.0	269.54
8:00	1743.5	281.8	1730.1	269.59
8:15	1743.5	284	1727.3	268.93
8:30	1743.5	279.3	1726.5	270.23
8:45	1743.5	279.3	1726.4	273.27
9:00	1743.5	279.5	1727.3	272.61

Coincidental peak load of Day(Last year):	
232.69	10-Jul-16

258.23 MW	
344.02 MW	18-Mar-17

Yours faithfully,

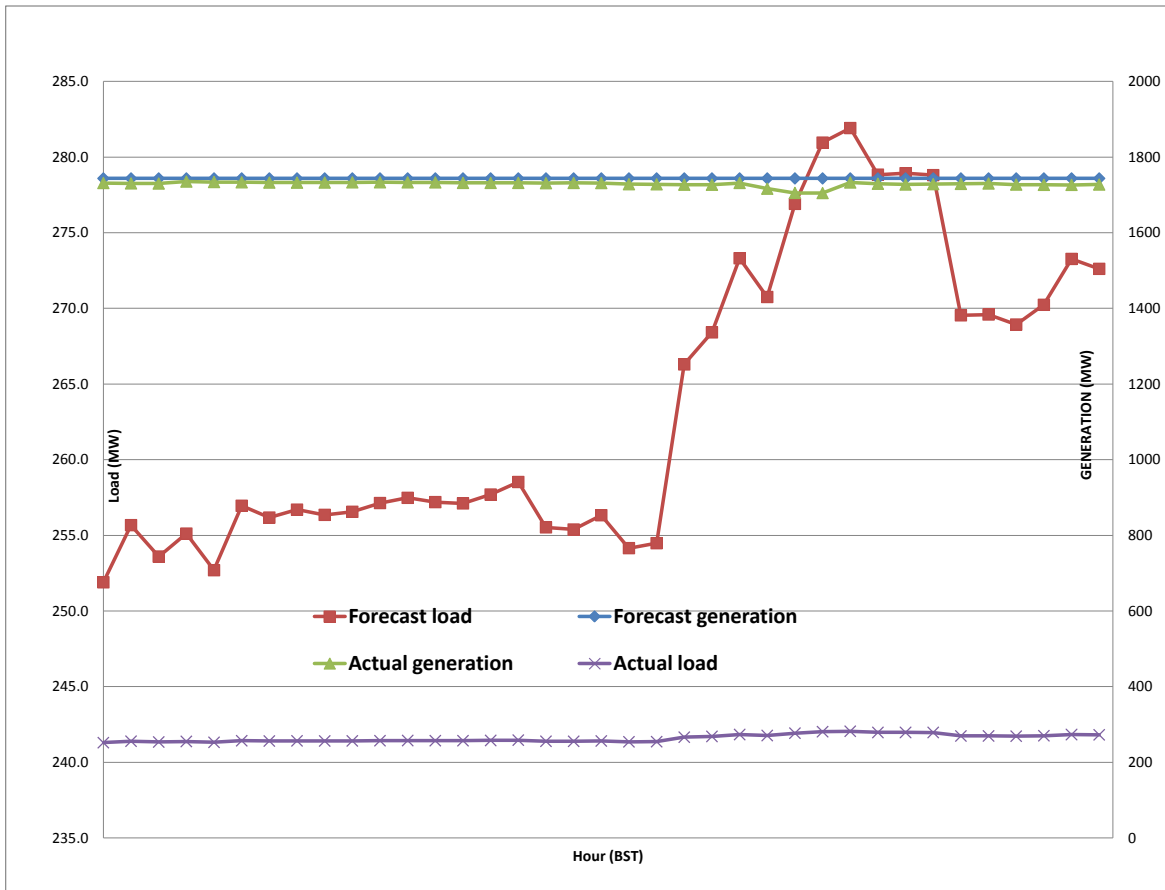
Sign:  
[Karma Yangden](#)



Message No.: Enter your message number  
 From: Shift In-charge, Control Room

11-Jul-17  
 10:34

Forecast Generation & Load with Actual Generation & Load of Today from 00:00hrs to 09:00hrs(11-Jul-2017).





འབྲུག་གྲོགས་ལེན་ལྷན་ཁག་།  
Bhutan Power Corporation Ltd.  
Bhutan Power System Operator  
Thimphu: Bhutan



**Message No.:** Enter your message number **Date:** 11-Jul-17  
**From:** Shift In-charge, Control Room **Time:** 10:34

**To** Forecast Generation & Load with Actual Generation & Load (10-Jul-2017).  
Managing Director, BPC. Email: gemtshering@bpc.bt  
Director, O&MD, DGPC. Email: director.umd@drukgreen.com  
General Manager, TD, BPC. Email: ktobgye@bpc.bt  
General Manager, BPSO, BPC. Email: ujjwaldahal@bpc.bt  
Advisor, BPC. Email: bharttamang@bpc.bt

**Sub:** Scheduled Generation and Forcast Load of Tomorrow (12-Jul-2017).

Kindly find scheduled generation (MW) and load forecast (MW)

Hours (BST)	Forecast		Hours (BST)	Forecast	
	Generation	Load		Generation	Load
0:00	1743.7	251.4	12:00	1743.7	266.4
0:15	1743.7	256.4	12:15	1743.7	266
0:30	1743.7	256.3	12:30	1743.7	262.5
0:45	1743.7	258.5	12:45	1743.7	260.6
1:00	1743.7	257.7	13:00	1743.7	259.9
1:15	1743.7	258.3	13:15	1743.7	259.7
1:30	1743.7	258	13:30	1743.7	256.2
1:45	1743.7	257.6	13:45	1743.7	257
2:00	1743.7	259.3	14:00	1743.7	257.8
2:15	1743.7	257.8	14:15	1743.7	257.6
2:30	1743.7	263	14:30	1743.7	255.9
2:45	1743.7	261.9	14:45	1743.7	255.8
3:00	1743.7	261.9	15:00	1743.7	255.1
3:15	1743.7	261.2	15:15	1743.7	247.7
3:30	1743.7	262.9	15:30	1743.7	244.2
3:45	1743.7	263.4	15:45	1743.7	247.8
4:00	1743.7	267.9	16:00	1743.7	248
4:15	1743.7	263	16:15	1743.7	246.7
4:30	1743.7	262.7	16:30	1743.7	243.2
4:45	1743.7	264.5	16:45	1743.7	250
5:00	1743.7	265.1	17:00	1743.7	253.6
5:15	1743.7	268.3	17:15	1743.7	257.7
5:30	1743.7	273.1	17:30	1743.7	261.6
6:45	1743.7	276.9	17:45	1743.7	265.8
6:00	1743.7	283.9	18:00	1743.7	268.2
6:15	1743.7	280	18:15	1743.7	270.1
6:30	1743.7	283.3	18:30	1743.7	274
6:45	1743.7	284.6	18:45	1743.7	278.9
7:00	1743.7	286	19:00	1743.7	282
7:15	1743.7	286.1	19:15	1743.7	286.3
7:30	1743.7	285.3	19:30	1743.7	291.2
7:45	1743.7	282.8	19:45	1743.7	289.1
8:00	1743.7	279	20:00	1743.7	287.9
8:15	1743.7	278.9	20:15	1743.7	288
8:30	1743.7	277.4	20:30	1743.7	287.2
8:45	1743.7	277.5	20:45	1743.7	290.8
9:00	1743.7	277.8	21:00	1743.7	286.5
9:15	1743.7	276.4	21:15	1743.7	284.7
9:30	1743.7	274.4	21:30	1743.7	278.4
9:45	1743.7	274.9	21:45	1743.7	280.2
10:00	1743.7	268.1	22:00	1743.7	272.6
10:15	1743.7	270.3	22:15	1743.7	273.8
10:30	1743.7	259.3	22:30	1743.7	271.5
10:45	1743.7	259.3	22:45	1743.7	269.5
11:00	1743.7	264.4	23:00	1743.7	263.8
11:15	1743.7	270.6	23:15	1743.7	262.4
11:30	1743.7	267.3	23:30	1743.7	254.4
11:45	1743.7	266.6	23:45	1743.7	261.1

Yours faithfully,  
Sign:  
Karma Yangden

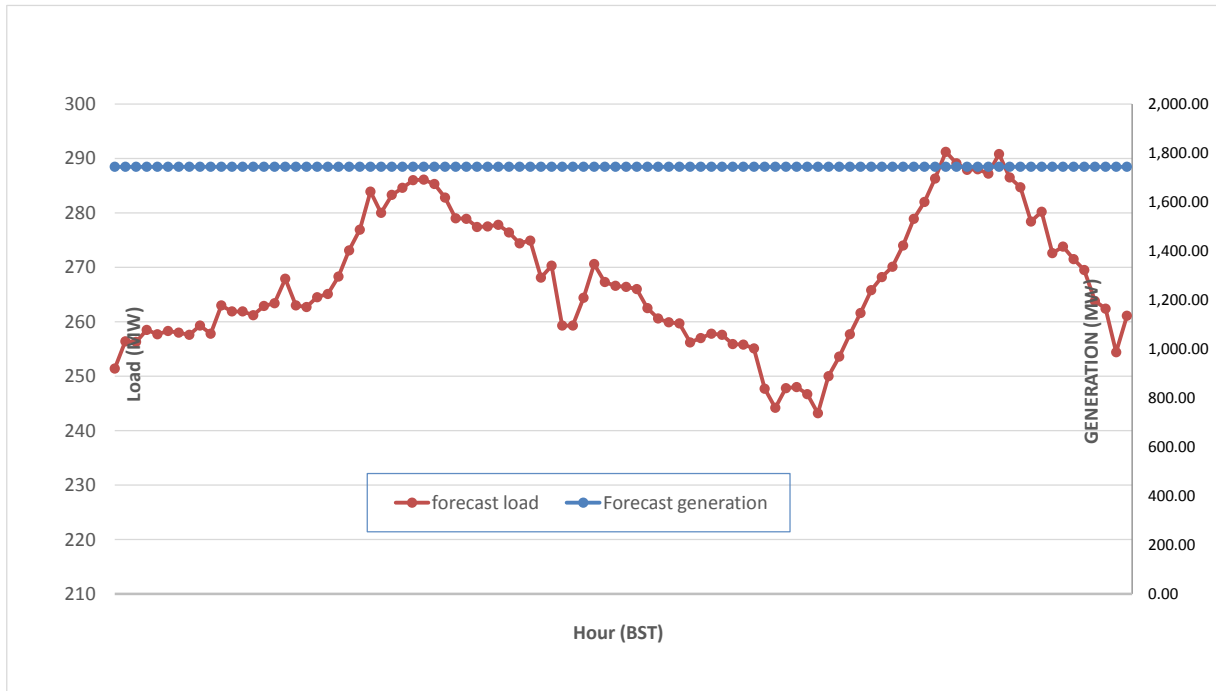
7/9/2017 9:51  
7/9/2017 9:51



Message No.: Enter your message number  
 From: Shift In-charge, Control Room

Date: 11-Jul-17  
 Time: 12:42

**Scheduled Generation & Load Forecast for Tomorrow (12-Jul-2017).**



Yours faithfully,

Sign:  
 Karma Yangden

	MW
Scheduled Peak Generation(12-Jul-2017).	376.90
Forecast Peak Load(12-Jul-2017).	300.60