



ཕྱག་ལུགས་ལེ་ལས་འཛིན།

Bhutan Power Corporation Ltd.  
Bhutan Power System Operator  
Thimphu: Bhutan



Message No.: Enter your message number  
From: Shift In-charge, Control Room

Date: 9-Jul-17  
Time: 9:51

To Forecast Generation & Load with Actual Generation & Load (08-Jul-2017).  
Managing Director, BPC. Email: gemtshering@bpc.bt  
Director, O&MD, DGPC. Email: director.umd@drukgreen.com  
General Manager, TD, BPC. Email: ktobgye@bpc.bt  
General Manager, DCSD, BPC. Email: sandeeprai@bpc.bt  
General Manager, BPSO, BPC. Email: ujjwaldahal@bpc.bt

Sub: Load Generation Balance Report of Yesterday (08-Jul-2017).

Hours (BST)	Forecast		Actual		Hours (BST)	Forecast		Actual	
	Generation	Load	Generation	Load		Generation	Load	Generation	Load
0:00	1710.3	259.3	1683.5	248.87	12:00	1695.3	274.2	1671.6	273.55
0:15	1710.3	257.2	1683.6	243.32	12:15	1695.3	272.2	1687.8	280.42
0:30	1710.3	259.3	1683.4	243.28	12:30	1695.3	261.7	1687.4	279.19
0:45	1710.3	257.1	1683.7	243.99	12:45	1695.3	260.1	1687.3	279.59
1:00	1710.3	258	1677.4	235.49	13:00	1695.3	259.5	1688.3	282.05
1:15	1710.3	257.1	1683.6	242.39	13:15	1695.3	261.3	1688.5	282.66
1:30	1710.3	251.5	1683.3	243.91	13:30	1695.3	254.5	1688.6	281.79
1:45	1710.3	249.7	1683.3	241.93	13:45	1695.3	258.1	1688.4	281.77
2:00	1710.3	251.3	1683.4	244.04	14:00	1695.3	260	1688.3	283.99
2:15	1710.3	252.3	1683.6	244.34	14:15	1695.3	258.7	1687.9	279.94
2:30	1710.3	256.3	1683.3	244.91	14:30	1695.3	260	1688.2	280.34
2:45	1710.3	250.8	1689.7	259.13	14:45	1695.3	259.6	1688.4	273.63
3:00	1710.3	251.2	1690.1	258.33	15:00	1695.3	258.3	1688.5	278.84
3:15	1710.3	253.5	1689.5	258.91	15:15	1695.3	255.9	1676.5	222.88
3:30	1710.3	253	1692.8	259.74	15:30	1695.3	253.1	1676.1	213.87
3:45	1710.3	253.5	1687.7	260.38	15:45	1695.3	253.9	1674.8	213.55
4:00	1710.3	255.2	1685.4	258.89	16:00	1695.3	252.8	1677.7	219.07
4:15	1710.3	254.9	1683.4	258.66	16:15	1695.3	254.4	1681.1	211.57
4:30	1710.3	255.1	1687.2	261.08	16:30	1695.3	252.8	1674.5	206.89
4:45	1710.3	257	1687.1	264.23	16:45	1695.3	252.4	1676.4	211.00
5:00	1710.3	258.1	1686.7	261.47	17:00	1695.3	253.4	1678.2	230.01
5:15	1710.3	264.6	1686.8	263.68	17:15	1695.3	253.5	1677.4	243.00
5:30	1710.3	268.6	1686.1	272.81	17:30	1710.3	261.6	1675.5	252.45
6:45	1710.3	271	1685.0	277.03	17:45	1710.3	266.4	1677.1	265.55
6:00	1710.3	275.5	1685.8	276.23	18:00	1710.3	269.1	1679.5	253.88
6:15	1710.3	274	1685.8	276.70	18:15	1710.3	272.2	1678.3	266.79
6:30	1710.3	276.8	1683.1	282.84	18:30	1710.3	277.6	1682.2	272.73
6:45	1710.3	281.7	1683.6	285.95	18:45	1710.3	281.3	1683.5	272.13
7:00	1710.3	280.6	1686.0	282.53	19:00	1710.3	287.6	1682.3	277.68
7:15	1695.3	280.5	1680.8	281.47	19:15	1710.3	290.4	1682.3	280.26
7:30	1695.3	279.8	1684.0	279.52	19:30	1710.3	297	1686.5	284.43
7:45	1695.3	275.1	1687.3	281.59	19:45	1710.3	293.7	1681.9	286.91
8:00	1695.3	275	1682.8	280.70	20:00	1710.3	292.2	1682.0	285.65
8:15	1695.3	274.9	1686.3	278.90	20:15	1710.3	292.8	1682.1	288.52
8:30	1695.3	273.3	1687.2	275.35	20:30	1710.3	292.2	1685.3	288.80
8:45	1695.3	268.7	1687.5	279.59	20:45	1710.3	290.8	1687.4	287.18
9:00	1695.3	272.7	1687.6	276.80	21:00	1710.3	288.9	1686.2	283.63
9:15	1695.3	284.9	1685.6	274.01	21:15	1710.3	288.4	1685.7	281.21
9:30	1695.3	285.4	1687.3	274.38	21:30	1710.3	285.3	1685.5	277.32
9:45	1695.3	287.9	1687.7	271.36	21:45	1710.3	283.4	1691.1	274.68
10:00	1695.3	274.3	1687.7	272.90	22:00	1710.3	282.8	1693.4	272.83
10:15	1695.3	278.6	1687.9	272.99	22:15	1710.3	279.6	1695.5	266.81
10:30	1695.3	271.9	1688.0	272.68	22:30	1710.3	277.5	1702.0	268.03
10:45	1695.3	274.1	1671.8	265.33	22:45	1710.3	275.5	1705.7	265.78
11:00	1695.3	274.4	1686.8	272.43	23:00	1710.3	277.7	1712.1	261.95
11:15	1695.3	281.6	1678.4	267.13	23:15	1710.3	274.8	1716.6	263.82
11:30	1695.3	277.8	1672.1	262.40	23:30	1710.3	273.5	1710.1	331.72
11:45	1695.3	278	1671.7	264.91	23:45	1710.3	275.9	1717.8	204.16

Remarks-no forecast generation and load due to problem with RSC

Yours faithfully,

Sign:  
Phub Zam

Coincidental peak load of Day(Last year):	
232.69	8-Jul-16
Maximum Load till date:	
344.02 MW	18-Mar-17



འབྲུག་གྲོག་མེ་ལས་འཛིན།

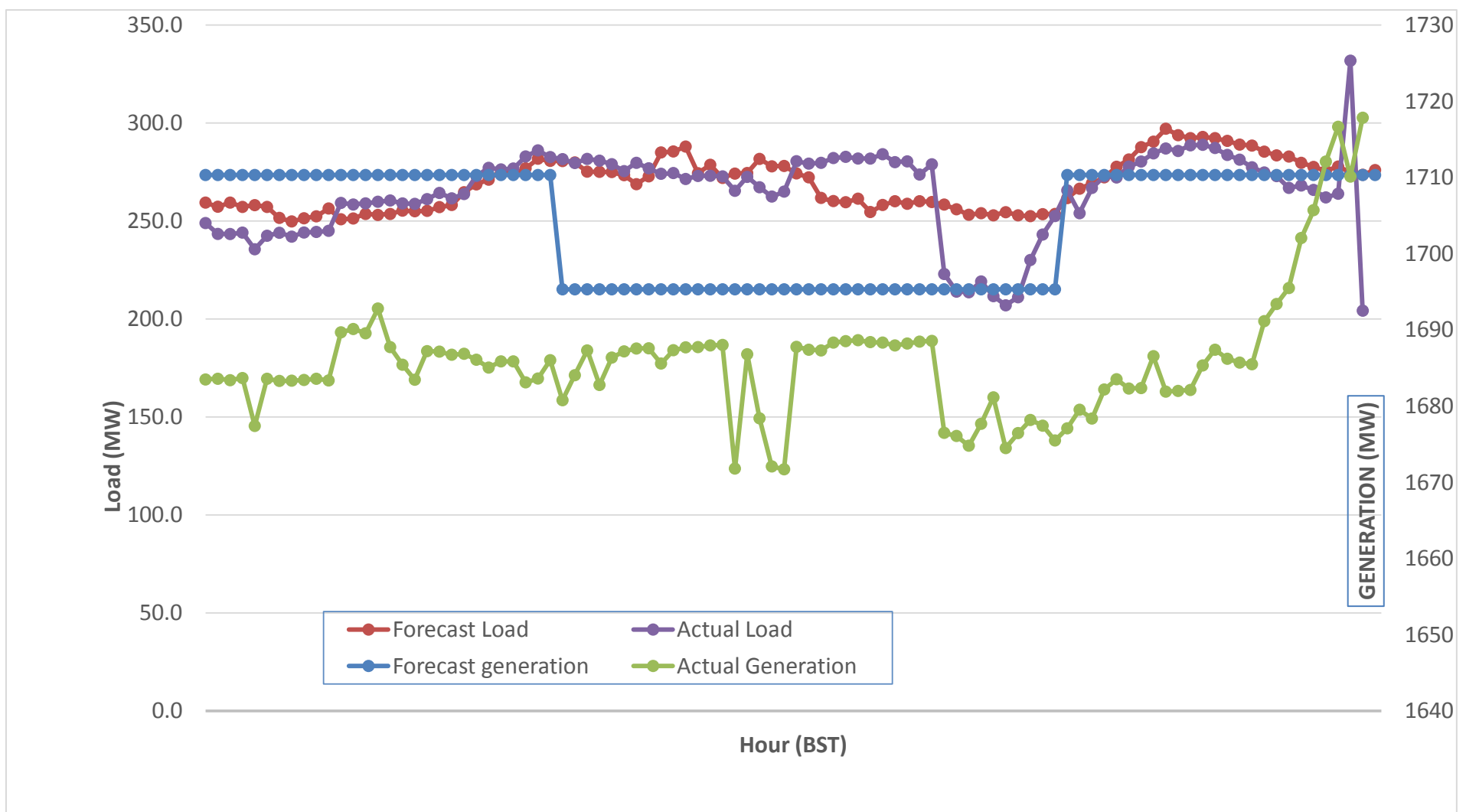
Bhutan Power Corporation Ltd.  
 Bhutan Power System Operator  
 Thimphu: Bhutan



Message No.: Enter your message number  
 From: Shift In-charge, Control Room

Date: 9-Jul-17  
 Time: 9:51

**Forecast Generation & Load with Actual Generation & Load (08-Jul-2017).**



Yours faithfully,

Sign:  
**Phub Zam**

	<b>Coincidental peak load of Day(Last year):</b>	
	232.69	8-Jul-16

<b>Maximum Load till date:</b>	
344.02 MW	18-Mar-17

Telephone: +975-02335631; Fax: +975-02335632; Email: bhutansystemoperator@bpc.bt; www.bpc.bt



ལྷན་སྐྱོད་ལེ་ལས་འཛིན།

Bhutan Power Corporation Ltd.  
Bhutan Power System Operator  
Thimphu: Bhutan



**Message No.:** Enter your message number  
**From:** Shift In-charge, Control Room

**Date:** 9-Jul-17  
**Time:** 9:51

**To** Forecast Generation & Load with Actual Generation & Load (08-Jul-2017).  
Managing Director, BPC. Email: gemtshering@bpc.bt  
Director, O&MD, DGPC. Email: director.omb@drukgreen.com  
General Manager, TD, BPC. Email: thinleygyeltshen@bpc.bt  
General Manager, DCSD, BPC. Email: sandeprai@bpc.bt  
General Manager, BPSO, BPC. Email: ujjwaldahal@bpc.bt

**Sub:** Load Generation Balance Report from 00:00hrs to 09:00hrs (09-Jul-2017).

Hours (BST)	Forecast		Actual	
	Generation	Load	Generation	Load
0:00	1710.3	259.3	1721.3	207.74
0:15	1710.3	257.2	1718.9	206.86
0:30	1710.3	259.3	1721.6	228.26
0:45	1710.3	257.1	1719.5	238.98
1:00	1710.3	258	1721.1	240.58
1:15	1710.3	257.1	1721.7	243.59
1:30	1710.3	251.5	1730.7	253.32
1:45	1710.3	249.7	1724.6	255.18
2:00	1710.3	251.3	1728.8	245.38
2:15	1710.3	252.3	1731.3	243.59
2:30	1710.3	256.3	1729.7	254.99
2:45	1710.3	250.8	1731.2	257.03
3:00	1710.3	251.2	1728.1	258.74
3:15	1710.3	253.5	1728.0	259.34
3:30	1710.3	253	1728.3	259.26
3:45	1710.3	253.5	1728.6	258.10
4:00	1710.3	255.2	1728.1	259.87
4:15	1710.3	254.9	1728.1	257.30
4:30	1710.3	255.1	1728.2	258.23
4:45	1710.3	257	1728.2	260.35
5:00	1710.3	258.1	1728.3	260.48
5:15	1710.3	264.6	1728.3	262.05
5:30	1710.3	268.6	1728.5	263.26
5:45	1710.3	271	1728.1	276.23
6:00	1710.3	275.5	1728.3	277.80
6:15	1710.3	274	1728.3	279.61
6:30	1710.3	276.8	1728.4	280.59
6:45	1710.3	281.7	1728.5	281.93
7:00	1710.3	280.6	1728.1	283.73
7:15	1695.3	280.5	1728.0	282.40
7:30	1695.3	279.8	1727.9	280.80
7:45	1695.3	275.1	1728.0	279.92
8:00	1695.3	275	1727.7	278.97
8:15	1695.3	274.9	1728.4	279.21
8:30	1695.3	273.3	1728.4	273.88
8:45	1695.3	268.7	1729.0	276.63
9:00	1695.3	272.7	1729.3	276.13

Coincidental peak load of Day(Last year):	
232.69	8-Jul-16
258.23 MW	
344.02 MW	18-Mar-17

Yours faithfully,

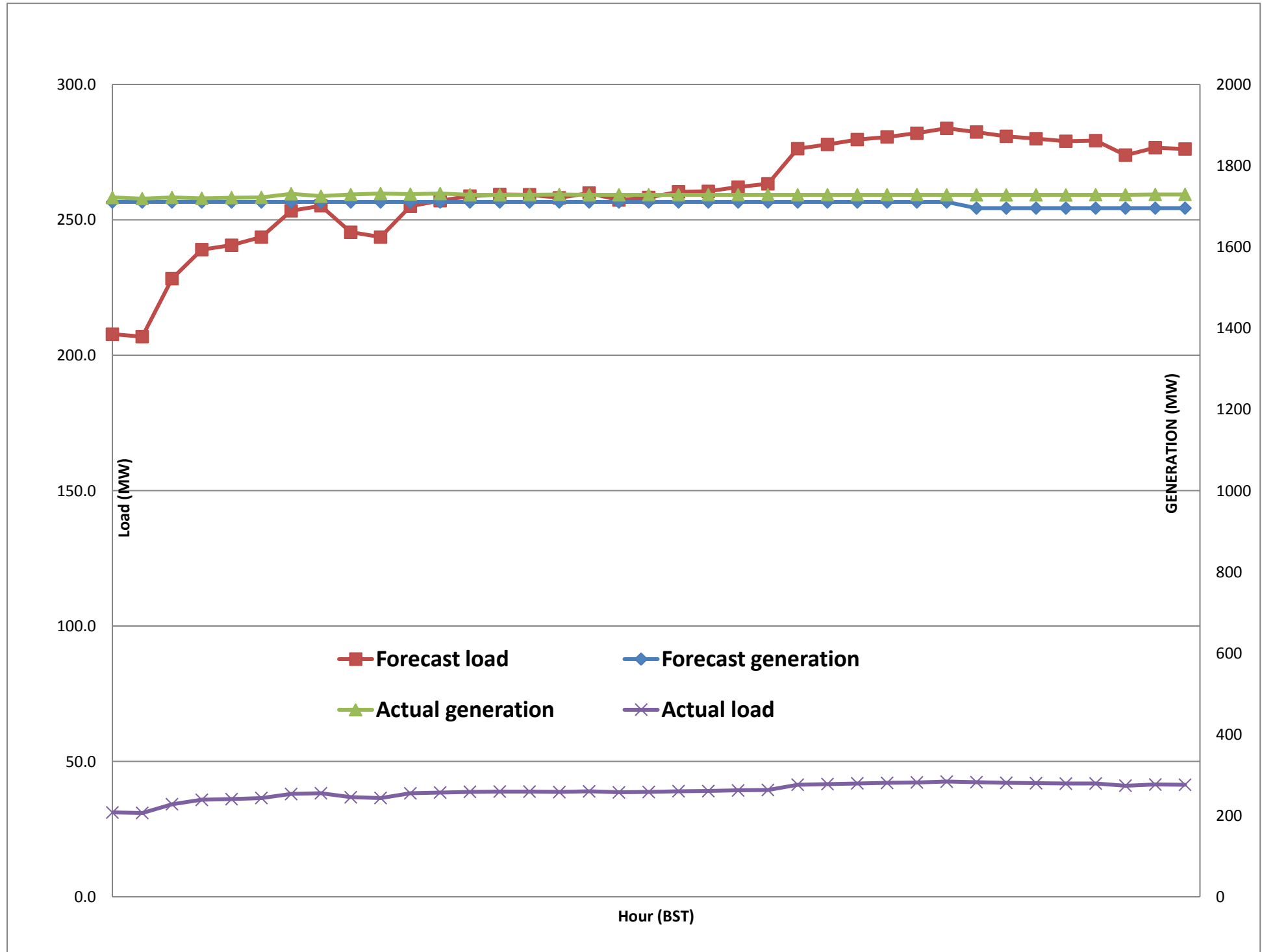
Sign:  
Phub Zam



Message No.: Enter your message number  
 From: Shift In-charge, Control Room

7/9/2017 9:51 9-Jul-17  
 7/9/2017 9:51 9:51

Forecast Generation & Load with Actual Generation & Load of Today from 00:00hrs to 09:00hrs(09-Jul-2017).





འབྲུག་གྲོགས་ལས་ཁུངས་།  
**Bhutan Power Corporation Ltd.**  
**Bhutan Power System Operator**  
 Thimphu: Bhutan



**Message No.:** Enter your message number  
**From:** Shift In-charge, Control Room  
**Date:** 9-Jul-17  
**Time:** 9:51

**To:** Forecast Generation & Load with Actual Generation & Load (08-Jul-2017).  
 Managing Director, BPC. Email: gemtshering@bpc.bt  
 Director, O&MD, DGPC. Email: director.umd@drukgreen.com  
 General Manager, TD, BPC. Email: ktobgye@bpc.bt  
 General Manager, BPSO, BPC. Email: ujjwaldahal@bpc.bt  
 Advisor, BPC. Email: bharattamang@bpc.bt

**Sub:** Scheduled Generation and Forcast Load of Tomorrow (10-Jul-2017).

Kindly find scheduled generation (MW) and load forecast (MW)

###  
 ###

Hours (BST)	Forecast		Hours (BST)	Forecast	
	Generation	Load		Generation	Load
0:00	1728.6	267.5	12:00	1728.6	268.4
0:15	1728.6	267.8	12:15	1728.6	268.5
0:30	1728.6	268.4	12:30	1728.6	264.3
0:45	1728.6	265.4	12:45	1728.6	262
1:00	1728.6	268	13:00	1728.6	262.3
1:15	1728.6	266.7	13:15	1728.6	262.1
1:30	1728.6	264.6	13:30	1728.6	256.9
1:45	1728.6	263	13:45	1728.6	258.1
2:00	1728.6	265	14:00	1728.6	260.6
2:15	1728.6	265.8	14:15	1728.6	260.8
2:30	1728.6	268.2	14:30	1728.6	260.6
2:45	1728.6	268.9	14:45	1728.6	260.4
3:00	1728.6	268.1	15:00	1728.6	260.3
3:15	1728.6	270.7	15:15	1728.6	246
3:30	1728.6	269.9	15:30	1728.6	244.3
3:45	1728.6	270.4	15:45	1728.6	247.5
4:00	1728.6	272	16:00	1728.6	247.2
4:15	1728.6	271.7	16:15	1728.6	244.5
4:30	1728.6	272.5	16:30	1728.6	241.9
4:45	1728.6	274.4	16:45	1728.6	245.3
5:00	1728.6	274.6	17:00	1728.6	248.7
5:15	1728.6	279.1	17:15	1728.6	251.1
5:30	1728.6	282.5	17:30	1728.6	258.6
6:45	1728.6	285	17:45	1728.6	265.3
6:00	1728.6	292.3	18:00	1728.6	266.3
6:15	1728.6	283.8	18:15	1728.6	270.5
6:30	1728.6	289.4	18:30	1728.6	275.9
6:45	1728.6	290	18:45	1728.6	279.6
7:00	1728.6	290.1	19:00	1728.6	283.9
7:15	1728.6	290.8	19:15	1728.6	287.9
7:30	1728.6	290.2	19:30	1728.6	293.2
7:45	1728.6	288.3	19:45	1728.6	292.2
8:00	1728.6	283.1	20:00	1728.6	290.5
8:15	1728.6	285.9	20:15	1728.6	291.9
8:30	1728.6	281.4	20:30	1728.6	291.5
8:45	1728.6	280.5	20:45	1728.6	291
9:00	1728.6	280.5	21:00	1728.6	288.4
9:15	1728.6	277.9	21:15	1728.6	287.5
9:30	1728.6	273.5	21:30	1728.6	283.2
9:45	1728.6	274.5	21:45	1728.6	284.6
10:00	1728.6	268	22:00	1728.6	280.1
10:15	1728.6	269.2	22:15	1728.6	278.1
10:30	1728.6	263.5	22:30	1728.6	277.9
10:45	1728.6	264.6	22:45	1728.6	271.8
11:00	1728.6	266.9	23:00	1728.6	272.1
11:15	1728.6	270.5	23:15	1728.6	269.8
11:30	1728.6	266.9	23:30	1728.6	259.2
11:45	1728.6	268.4	23:45	1728.6	263.3

Yours faithfully,  
 Sign:  
 Phub Zam  
 Phub Zam



འབྲུག་རྒྱལ་ཁོ་ལས་འཛིན།

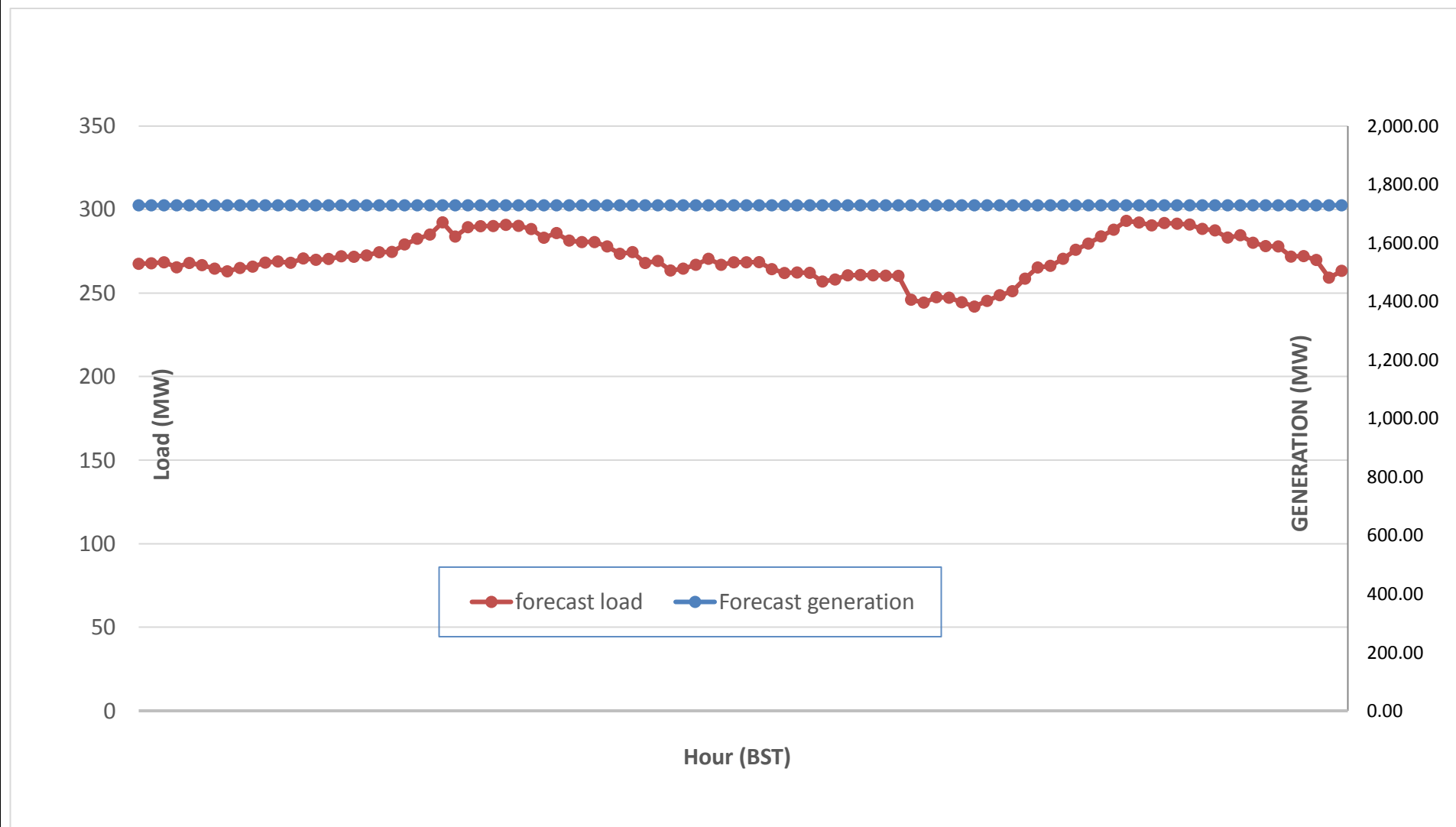
Bhutan Power Corporation Ltd.  
Bhutan Power System Operator  
Thimphu: Bhutan



Message No.: Enter your message number  
From: Shift In-charge, Control Room

Date: 9-Jul-17  
Time: 9:51

**Scheduled Generation & Load Forecast for Tomorrow (10-Jul-2017).**



Yours faithfully,

Sign:  
**Phub Zam**

	MW
Scheduled Peak Generation(10-Jul-2017).	376.90
Forecast Peak Load(10-Jul-2017).	300.60