



ཕྱག་ལུགས་ལེ་ལས་འཛིན།

Bhutan Power Corporation Ltd.
Bhutan Power System Operator
Thimphu: Bhutan



Message No.: Enter your message number
From: Shift In-charge, Control Room

Date: 8-Jul-17
Time: 9:51

To: Forecast Generation & Load with Actual Generation & Load (07-Jul-2017).
Managing Director, BPC. Email: gemtshering@bpc.bt
Director, O&MD, DGPC. Email: director.umd@drukgreen.com
General Manager, TD, BPC. Email: ktobgye@bpc.bt
General Manager, DCSD, BPC. Email: sandeeprai@bpc.bt
General Manager, BPSO, BPC. Email: ujjwaldahal@bpc.bt

Sub: Load Generation Balance Report of Yesterday (07-Jul-2017).

Hours (BST)	Forecast		Actual		Hours (BST)	Forecast		Actual	
	Generation	Load	Generation	Load		Generation	Load	Generation	Load
0:00	1720.1	263.8	1713.5	293.65	12:00	1720.1	272.9	1689.3	251.19
0:15	1720.1	264.2	1713.7	294.80	12:15	1720.1	271.8	1691.0	247.92
0:30	1720.1	265.4	1713.8	295.63	12:30	1720.1	264.1	1691.9	249.25
0:45	1720.1	263.7	1713.8	296.91	12:45	1720.1	262.3	1690.7	249.55
1:00	1720.1	268.8	1713.7	296.30	13:00	1720.1	259.2	1669.4	242.30
1:15	1720.1	264.6	1713.1	296.74	13:15	1720.1	262	1673.9	237.91
1:30	1720.1	258.9	1713.2	296.62	13:30	1720.1	257.7	1669.6	233.81
1:45	1720.1	258.5	1713.2	295.63	13:45	1720.1	260.1	1673.3	232.62
2:00	1720.1	259.7	1713.1	297.77	14:00	1720.1	258.5	1668.5	232.80
2:15	1720.1	259.8	1713.0	299.17	14:15	1720.1	255.4	1686.1	242.92
2:30	1720.1	266	1712.7	298.84	14:30	1720.1	258.3	1685.7	241.49
2:45	1720.1	263.9	1712.9	298.49	14:45	1720.1	256.3	1667.8	236.31
3:00	1720.1	262.4	1712.8	300.33	15:00	1720.1	254.4	1686.2	230.81
3:15	1720.1	264.3	1712.8	300.59	15:15	1720.1	252.8	1685.4	245.50
3:30	1720.1	263.7	1712.5	301.57	15:30	1720.1	247.8	1684.5	246.77
3:45	1720.1	265.6	1712.9	300.38	15:45	1720.1	250	1686.0	249.13
4:00	1720.1	266	1713.0	300.45	16:00	1720.1	248.3	1684.8	259.80
4:15	1720.1	267.4	1713.0	301.18	16:15	1720.1	249.4	1687.0	251.13
4:30	1720.1	266.9	1714.7	302.47	16:30	1720.1	249.9	1684.6	251.31
4:45	1720.1	268.5	1710.5	303.49	16:45	1720.1	249	1683.6	251.40
5:00	1720.1	270	1712.6	302.71	17:00	1720.1	251	1686.5	249.05
5:15	1720.1	275.3	1713.7	304.58	17:15	1720.1	251.1	1684.1	249.77
5:30	1720.1	279.3	1697.3	298.87	17:30	1720.1	257.9	1681.4	246.58
6:45	1720.1	281.5	1712.9	305.62	17:45	1720.1	264.7	1684.8	253.54
6:00	1720.1	286.1	1712.8	306.47	18:00	1720.1	265.8	1681.1	266.03
6:15	1720.1	287.8	1697.5	287.34	18:15	1720.1	270	1685.5	266.85
6:30	1720.1	293.8	1692.2	289.43	18:30	1720.1	274.9	1681.0	268.91
6:45	1720.1	292.6	1692.2	288.66	18:45	1720.1	277.8	1681.8	272.95
7:00	1720.1	295.2	1695.7	290.55	19:00	1720.1	284.3	1687.3	278.41
7:15	1720.1	291.1	1698.3	292.13	19:15	1720.1	286.9	1681.3	282.75
7:30	1720.1	291.9	1695.0	290.16	19:30	1720.1	294.4	1681.0	289.08
7:45	1720.1	290.3	1693.4	282.91	19:45	1720.1	290.4	1678.7	288.94
8:00	1720.1	283.6	1692.5	288.95	20:00	1720.1	289.3	1681.4	289.64
8:15	1720.1	289.5	1685.9	285.66	20:15	1720.1	291.6	1679.8	290.38
8:30	1720.1	284.9	1695.1	285.15	20:30	1720.1	290.1	1682.3	291.25
8:45	1720.1	283	1698.2	287.72	20:45	1720.1	287.8	1680.1	289.34
9:00	1720.1	283.4	1695.7	282.84	21:00	1720.1	286.2	1682.6	290.69
9:15	1720.1	288.5	1691.8	275.39	21:15	1720.1	285.6	1684.3	285.27
9:30	1720.1	289	1688.2	246.08	21:30	1720.1	281.7	1684.4	282.63
9:45	1720.1	291.3	1689.3	253.95	21:45	1720.1	280.1	1682.5	282.18
10:00	1720.1	274.1	1691.1	249.98	22:00	1720.1	277.3	1680.8	281.41
10:15	1720.1	278.9	1693.9	246.09	22:15	1720.1	273.5	1681.8	270.13
10:30	1720.1	269.9	1694.4	249.03	22:30	1720.1	275	1680.3	268.98
10:45	1720.1	270.8	1695.7	249.07	22:45	1720.1	269.4	1678.0	266.24
11:00	1720.1	273.1	1692.8	249.89	23:00	1720.1	270.4	1681.3	259.62
11:15	1720.1	279.7	1692.7	251.96	23:15	1720.1	266.6	1685.4	260.02
11:30	1720.1	276.7	1692.1	255.77	23:30	1720.1	265.4	1683.7	257.90
11:45	1720.1	277.2	1691.8	255.87	23:45	1720.1	267.2	1683.7	247.67

Remarks-no forecast generation and load due to problem with RSC

Yours faithfully,

Sign:
Pema Lhamo

Coincidental peak load of Day(Last year):	
250.84MW	7-Jul-16
Maximum Load till date:	
344.02 MW	18-Mar-17



འབྲུག་གྲོག་མེ་ལས་འཛིན།

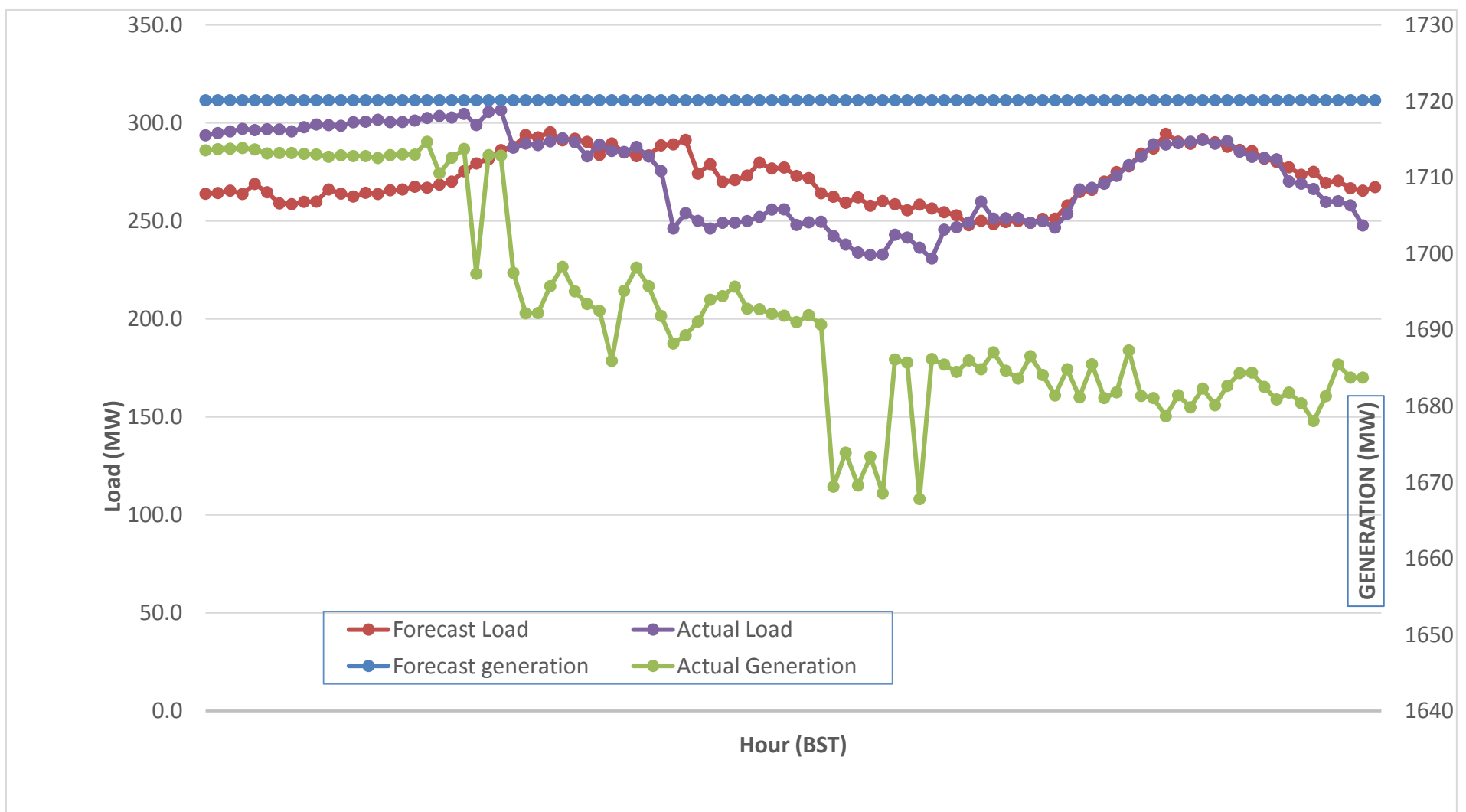
Bhutan Power Corporation Ltd.
 Bhutan Power System Operator
 Thimphu: Bhutan



Message No.: Enter your message number
 From: Shift In-charge, Control Room

Date: 8-Jul-17
 Time: 9:51

Forecast Generation & Load with Actual Generation & Load (07-Jul-2017).



Yours faithfully,

Sign:
Pema Lhamo

	Coincidental peak load of Day(Last year):	
	250.84MW	7-Jul-16

Maximum Load till date:	
344.02 MW	18-Mar-17

Telephone: +975-02335631; Fax: +975-02335632; Email: bhutansystemoperator@bpc.bt; www.bpc.bt



འབྲུག་གླིང་མེ་ལས་འཛིན།

Bhutan Power Corporation Ltd.
Bhutan Power System Operator
Thimphu: Bhutan



Message No.: Enter your message number
From: Shift In-charge, Control Room

Date: 8-Jul-17
Time: 9:55

To Forecast Generation & Load with Actual Generation & Load (07-Jul-2017).
Managing Director, BPC. Email: gemtshering@bpc.bt
Director, O&MD, DGPC. Email: director.umd@drukgreen.com
General Manager, TD, BPC. Email: thinleygyeltshen@bpc.bt
General Manager, DCSD, BPC. Email: sandeprai@bpc.bt
General Manager, BPSO, BPC. Email: ujjwaldahal@bpc.bt

Sub: Load Generation Balance Report from 00:00hrs to 09:00hrs (08-Jul-2017).

Hours (BST)	Forecast		Actual	
	Generation	Load	Generation	Load
0:00	1710.3	259.3	1683.5	248.87
0:15	1710.3	257.2	1683.6	243.32
0:30	1710.3	259.3	1683.4	243.28
0:45	1710.3	257.1	1683.7	243.99
1:00	1710.3	258	1677.4	235.49
1:15	1710.3	257.1	1683.6	242.39
1:30	1710.3	251.5	1683.3	243.91
1:45	1710.3	249.7	1683.3	241.93
2:00	1710.3	251.3	1683.4	244.04
2:15	1710.3	252.3	1683.6	244.34
2:30	1710.3	256.3	1683.3	244.91
2:45	1710.3	250.8	1689.7	259.13
3:00	1710.3	251.2	1690.1	258.33
3:15	1710.3	253.5	1689.5	258.91
3:30	1710.3	253	1692.8	259.74
3:45	1710.3	253.5	1687.7	260.38
4:00	1710.3	255.2	1685.4	258.89
4:15	1710.3	254.9	1683.4	258.66
4:30	1710.3	255.1	1687.2	261.08
4:45	1710.3	257	1687.1	264.23
5:00	1710.3	258.1	1686.7	261.47
5:15	1710.3	264.6	1686.8	263.68
5:30	1710.3	268.6	1686.1	272.81
5:45	1710.3	271	1685.0	277.03
6:00	1710.3	275.5	1685.8	276.23
6:15	1710.3	274	1685.8	276.70
6:30	1710.3	276.8	1683.1	282.84
6:45	1710.3	281.7	1683.6	285.95
7:00	1710.3	280.6	1686.0	282.53
7:15	1695.3	280.5	1680.8	281.47
7:30	1695.3	279.8	1684.0	279.52
7:45	1695.3	275.1	1687.3	281.59
8:00	1695.3	275	1682.8	280.70
8:15	1695.3	274.9	1686.3	278.90
8:30	1695.3	273.3	1687.2	275.35
8:45	1695.3	268.7	1687.5	279.59
9:00	1695.3	272.7	1687.6	276.80

Coincidental peak load of Day(Last year):	
250.84MW	7-Jul-16
258.23 MW	
344.02 MW	18-Mar-17

Yours faithfully,

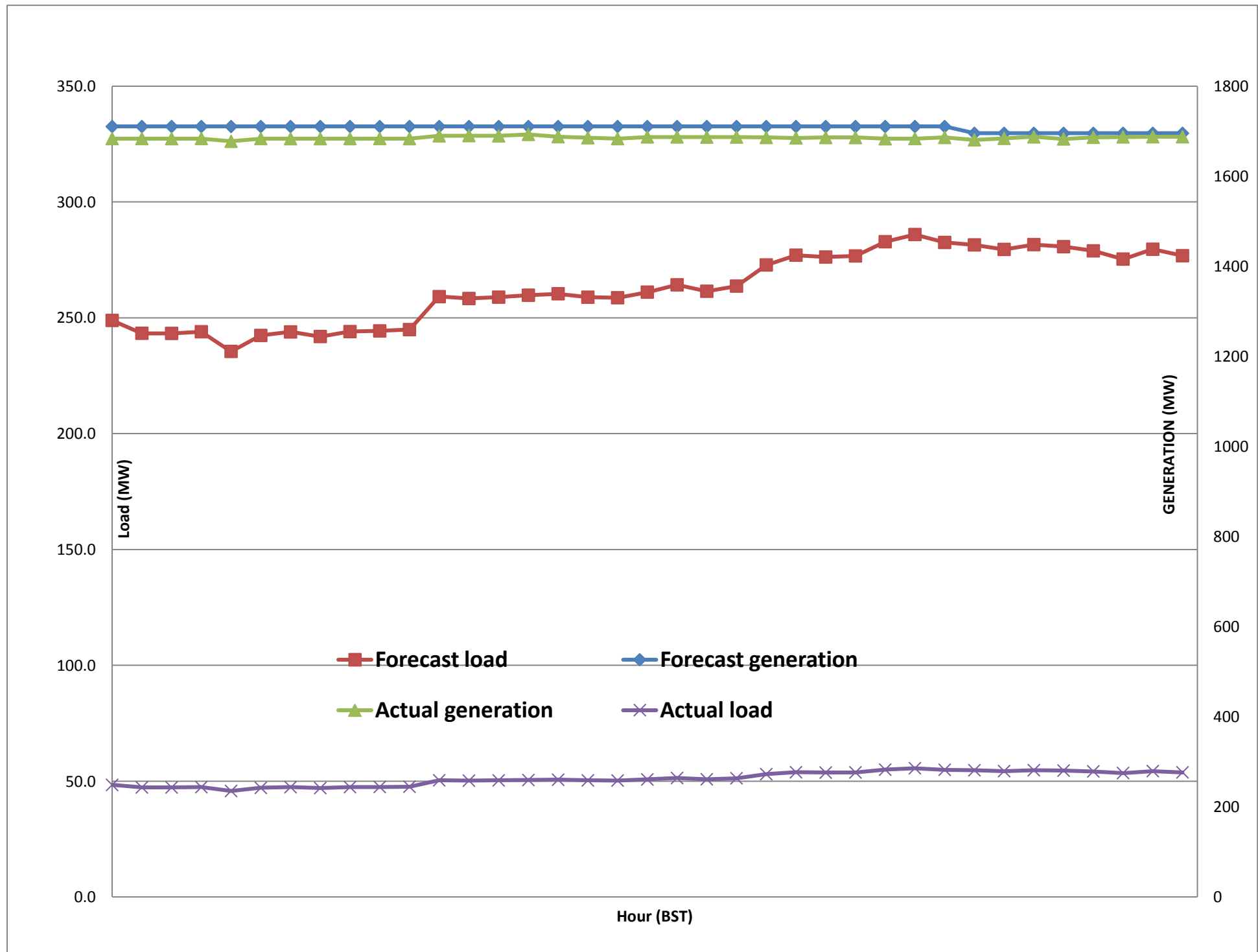
Sign:
Pema Lhamo



Message No.: Enter your message number
 From: Shift In-charge, Control Room

8-Jul-17
 9:51

Forecast Generation & Load with Actual Generation & Load of Today from 00:00hrs to 09:00hrs(08-Jul-2017).





འབྲུག་གྲོག་ལས་ཁུངས་ལྷན་ཁག།
Bhutan Power Corporation Ltd.
Bhutan Power System Operator
 Thimphu: Bhutan



Message No.: Enter your message number **Date:** 8-Jul-17
From: Shift In-charge, Control Room **Time:** 9:51

To Forecast Generation & Load with Actual Generation & Load (07-Jul-2017).
 Managing Director, BPC. Email: gemtshering@bpc.bt
 Director, O&MD, DGPC. Email: director.umd@drukgreen.com
 General Manager, TD, BPC. Email: ktobgye@bpc.bt
 General Manager, BPSO, BPC. Email: ujjwaldahal@bpc.bt
 Advisor, BPC. Email: bharattamang@bpc.bt

Sub: Scheduled Generation and Forcast Load of Tomorrow (09-Jul-2017).

Kindly find scheduled generation (MW) and load forecast (MW)

Hours (BST)	Forecast		Hours (BST)	Forecast	
	Generation	Load		Generation	Load
0:00	1710.3	259.3	12:00	1695.3	274.2
0:15	1710.3	257.2	12:15	1695.3	272.2
0:30	1710.3	259.3	12:30	1695.3	261.7
0:45	1710.3	257.1	12:45	1695.3	260.1
1:00	1710.3	258	13:00	1695.3	259.5
1:15	1710.3	257.1	13:15	1695.3	261.3
1:30	1710.3	251.5	13:30	1695.3	254.5
1:45	1710.3	249.7	13:45	1695.3	258.1
2:00	1710.3	251.3	14:00	1695.3	260
2:15	1710.3	252.3	14:15	1695.3	258.7
2:30	1710.3	256.3	14:30	1695.3	260
2:45	1710.3	250.8	14:45	1695.3	259.6
3:00	1710.3	251.2	15:00	1695.3	258.3
3:15	1710.3	253.5	15:15	1695.3	255.9
3:30	1710.3	253	15:30	1695.3	253.1
3:45	1710.3	253.5	15:45	1695.3	253.9
4:00	1710.3	255.2	16:00	1695.3	252.8
4:15	1710.3	254.9	16:15	1695.3	254.4
4:30	1710.3	255.1	16:30	1695.3	252.8
4:45	1710.3	257	16:45	1695.3	252.4
5:00	1710.3	258.1	17:00	1695.3	253.4
5:15	1710.3	264.6	17:15	1695.3	253.5
5:30	1710.3	268.6	17:30	1710.3	261.6
6:45	1710.3	271	17:45	1710.3	266.4
6:00	1710.3	275.5	18:00	1710.3	269.1
6:15	1710.3	274	18:15	1710.3	272.2
6:30	1710.3	276.8	18:30	1710.3	277.6
6:45	1710.3	281.7	18:45	1710.3	281.3
7:00	1710.3	280.6	19:00	1710.3	287.6
7:15	1695.3	280.5	19:15	1710.3	290.4
7:30	1695.3	279.8	19:30	1710.3	297
7:45	1695.3	275.1	19:45	1710.3	293.7
8:00	1695.3	275	20:00	1710.3	292.2
8:15	1695.3	274.9	20:15	1710.3	292.8
8:30	1695.3	273.3	20:30	1710.3	292.2
8:45	1695.3	268.7	20:45	1710.3	290.8
9:00	1695.3	272.7	21:00	1710.3	288.9
9:15	1695.3	284.9	21:15	1710.3	288.4
9:30	1695.3	285.4	21:30	1710.3	285.3
9:45	1695.3	287.9	21:45	1710.3	283.4
10:00	1695.3	274.3	22:00	1710.3	282.8
10:15	1695.3	278.6	22:15	1710.3	279.6
10:30	1695.3	271.9	22:30	1710.3	277.5
10:45	1695.3	274.1	22:45	1710.3	275.5
11:00	1695.3	274.4	23:00	1710.3	277.7
11:15	1695.3	281.6	23:15	1710.3	274.8
11:30	1695.3	277.8	23:30	1710.3	273.5
11:45	1695.3	278	23:45	1710.3	275.9

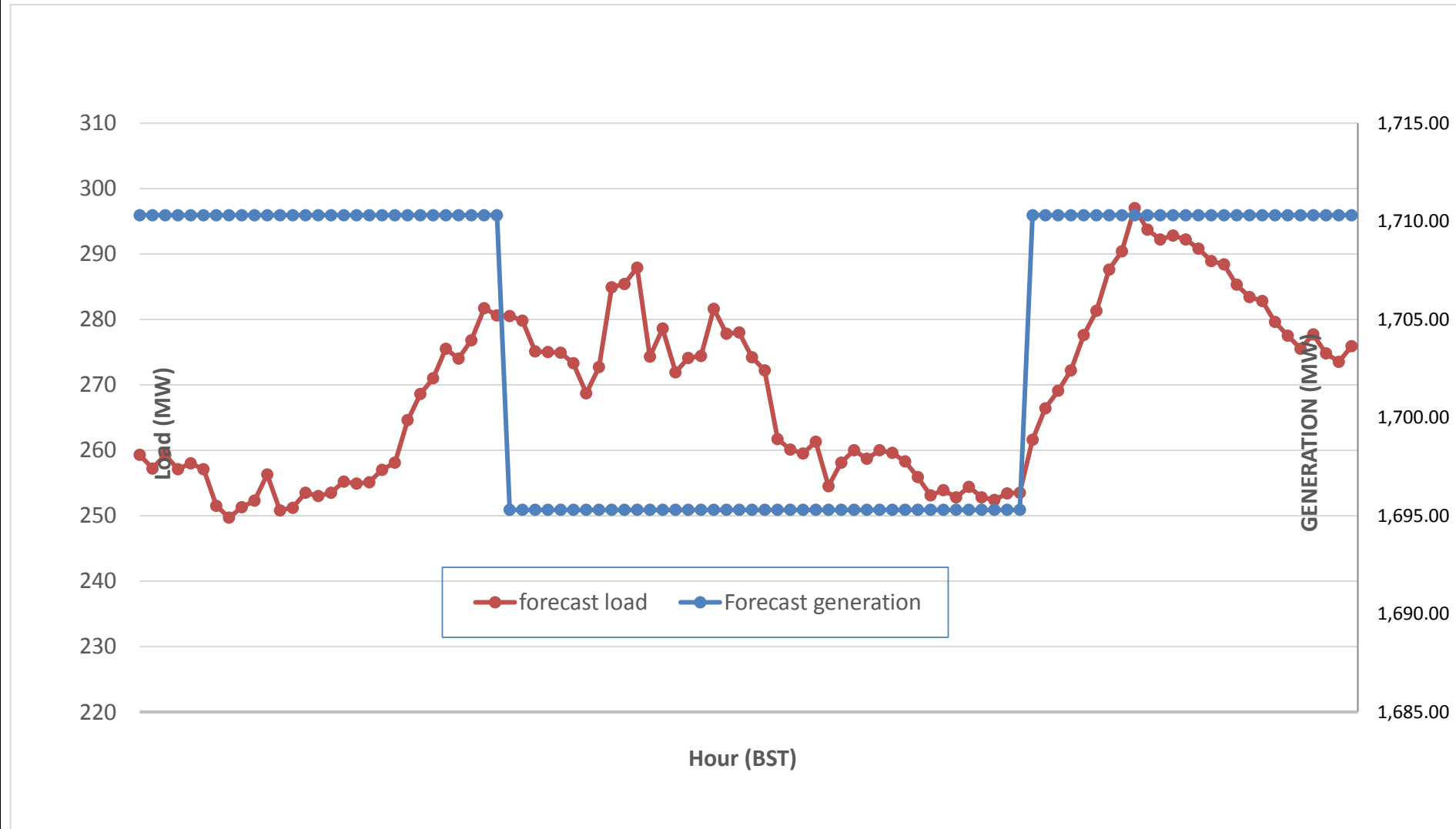
Yours faithfully,
 Sign:
 Pema Lhamo



Message No.: Enter your message number
 From: Shift In-charge, Control Room

Date: 8-Jul-17
 Time: 9:51

Scheduled Generation & Load Forecast for Tomorrow (09-Jul-2017).



Yours faithfully,

Sign:
Phub Zam

	MW
Scheduled Peak Generation(09-Jul-2017).	376.90
Forecast Peak Load(09-Jul-2017).	300.60