



འབྲུག་གླིང་མེ་ལམ་འཛིན།

Bhutan Power Corporation Ltd.
Bhutan Power System Operator
Thimphu: Bhutan



Message No.: Enter your message number
From: Shift In-charge, Control Room

Date: 6-Jul-17
Time: 12:15

To: Forecast Generation & Load with Actual Generation & Load (05-Jul-2017).
Managing Director, BPC. Email: gemtshering@bpc.bt
Director, O&MD, DGPC. Email: director.umd@drukgreen.com
General Manager, TD, BPC. Email: ktobgye@bpc.bt
General Manager, DCSD, BPC. Email: sandeeprai@bpc.bt
General Manager, BPSO, BPC. Email: ujjwaldahal@bpc.bt

Sub: Load Generation Balance Report of Yesterday (05-Jul-2017).

Hours (BST)	Forecast		Actual		Hours (BST)	Forecast		Actual	
	Generation	Load	Generation	Load		Generation	Load	Generation	Load
0:00	1742.7	261.4	1736.4	272.61	12:00	1742.7	264.9	1710.9	288.48
0:15	1742.7	259.9	1732.0	273.26	12:15	1742.7	263	1711.7	289.57
0:30	1742.7	263.5	1730.7	276.80	12:30	1742.7	251.1	1709.8	280.48
0:45	1742.7	260.8	1731.2	270.10	12:45	1742.7	251.1	1711.3	281.74
1:00	1742.7	263.9	1733.9	269.78	13:00	1742.7	247.8	1710.3	275.68
1:15	1742.7	263	1734.4	272.63	13:15	1742.7	252.3	1708.6	273.59
1:30	1742.7	261.2	1733.6	269.02	13:30	1742.7	252	1707.3	262.18
1:45	1742.7	260.1	1732.8	271.95	13:45	1742.7	251.5	1704.5	264.82
2:00	1742.7	261.6	1736.6	270.87	14:00	1742.7	251.4	1705.4	263.48
2:15	1742.7	262.7	1732.2	271.38	14:15	1742.7	253.1	1709.0	268.11
2:30	1742.7	263	1732.1	271.33	14:30	1742.7	253.4	1706.9	273.14
2:45	1742.7	262.2	1732.2	271.82	14:45	1742.7	252.3	1707.1	274.87
3:00	1742.7	261.7	1732.1	272.02	15:00	1742.7	246.5	1704.2	273.90
3:15	1742.7	262.1	1731.2	272.85	15:15	1742.7	244	1704.3	274.36
3:30	1742.7	263.2	1731.5	272.58	15:30	1737.2	237.2	1705.9	273.98
3:45	1742.7	264.7	1731.6	275.71	15:45	1737.9	237.9	1707.9	274.27
4:00	1742.7	264.2	1730.6	276.08	16:00	1739.1	239.1	1707.8	273.69
4:15	1742.7	266	1730.0	275.16	16:15	1739.3	240.2	1708.5	269.98
4:30	1742.7	266.2	1729.9	273.23	16:30	1739.3	240	1706.4	269.84
4:45	1742.7	267	1729.8	274.02	16:45	1739.3	241	1708.7	269.75
5:00	1742.7	268.3	1730.0	275.26	17:00	1739.3	241.3	1708.4	268.58
5:15	1742.7	275.8	1729.7	279.32	17:15	1739.3	239.3	1708.4	271.48
5:30	1742.7	280.6	1731.3	281.35	17:30	1742.3	252.9	1708.4	271.55
6:45	1742.7	283.2	1731.0	282.20	17:45	1742.3	260.2	1708.5	268.97
6:00	1742.7	285.6	1731.4	291.49	18:00	1742.3	262.1	1708.9	268.30
6:15	1742.7	288.5	1709.9	286.33	18:15	1742.3	263.4	1708.3	270.81
6:30	1742.7	291.5	1704.7	291.85	18:30	1742.3	268.5	1708.6	271.97
6:45	1742.7	293.5	1700.4	291.55	18:45	1742.3	272.1	1708.2	269.68
7:00	1742.7	292.8	1707.1	291.76	19:00	1742.3	280.1	1706.3	268.18
7:15	1742.7	290.9	1700.8	293.20	19:15	1742.3	285.7	1707.5	274.59
7:30	1742.7	288.1	1698.6	288.95	19:30	1742.3	290.1	1703.3	280.94
7:45	1742.7	287.6	1695.3	284.63	19:45	1742.3	287.7	1707.5	282.81
8:00	1742.7	280	1700.2	285.30	20:00	1742.3	286.1	1705.9	282.59
8:15	1742.7	284.6	1699.1	282.78	20:15	1742.3	290.9	1707.5	276.53
8:30	1742.7	284.1	1697.0	282.38	20:30	1742.3	286.5	1704.7	281.55
8:45	1742.7	282.8	1697.0	280.95	20:45	1742.3	282.8	1706.8	280.16
9:00	1742.7	280.8	1724.5	288.99	21:00	1742.3	282.3	1710.6	280.19
9:15	1742.7	268.6	1721.3	286.18	21:15	1742.3	280	1708.1	279.10
9:30	1742.7	267.9	1718.8	288.37	21:30	1742.3	275.3	1703.8	281.29
9:45	1742.7	274.4	1719.9	284.46	21:45	1742.3	274.1	1705.6	277.87
10:00	1742.7	271.1	1714.3	277.30	22:00	1742.3	270.3	1705.1	277.55
10:15	1742.7	272.5	1715.8	278.52	22:15	1742.3	267.6	1705.2	275.75
10:30	1742.7	269.8	1710.9	278.39	22:30	1742.3	268.2	1705.2	274.88
10:45	1742.7	268	1711.6	272.73	22:45	1742.3	265.5	1723.1	275.16
11:00	1742.7	272.2	1718.1	281.55	23:00	1742.3	263.3	1719.4	273.33
11:15	1742.7	275.2	1714.0	279.11	23:15	1742.3	263.3	1724.0	268.97
11:30	1742.7	274.9	1712.9	287.01	23:30	1742.3	260.8	1722.9	266.39
11:45	1742.7	273.6	1712.1	288.05	23:45	1742.3	261	1718.5	264.48

Remarks-no forecast generation and load due to problem with RSC

Yours faithfully,

Sign:
Tshering Deki

Coincidental peak load of Day(Last year):	
256.85MW	6-Jul-16
Maximum Load till date:	
344.02 MW	18-Mar-17



འབྲུག་རྒྱལ་ཁོ་ལས་འཛིན།

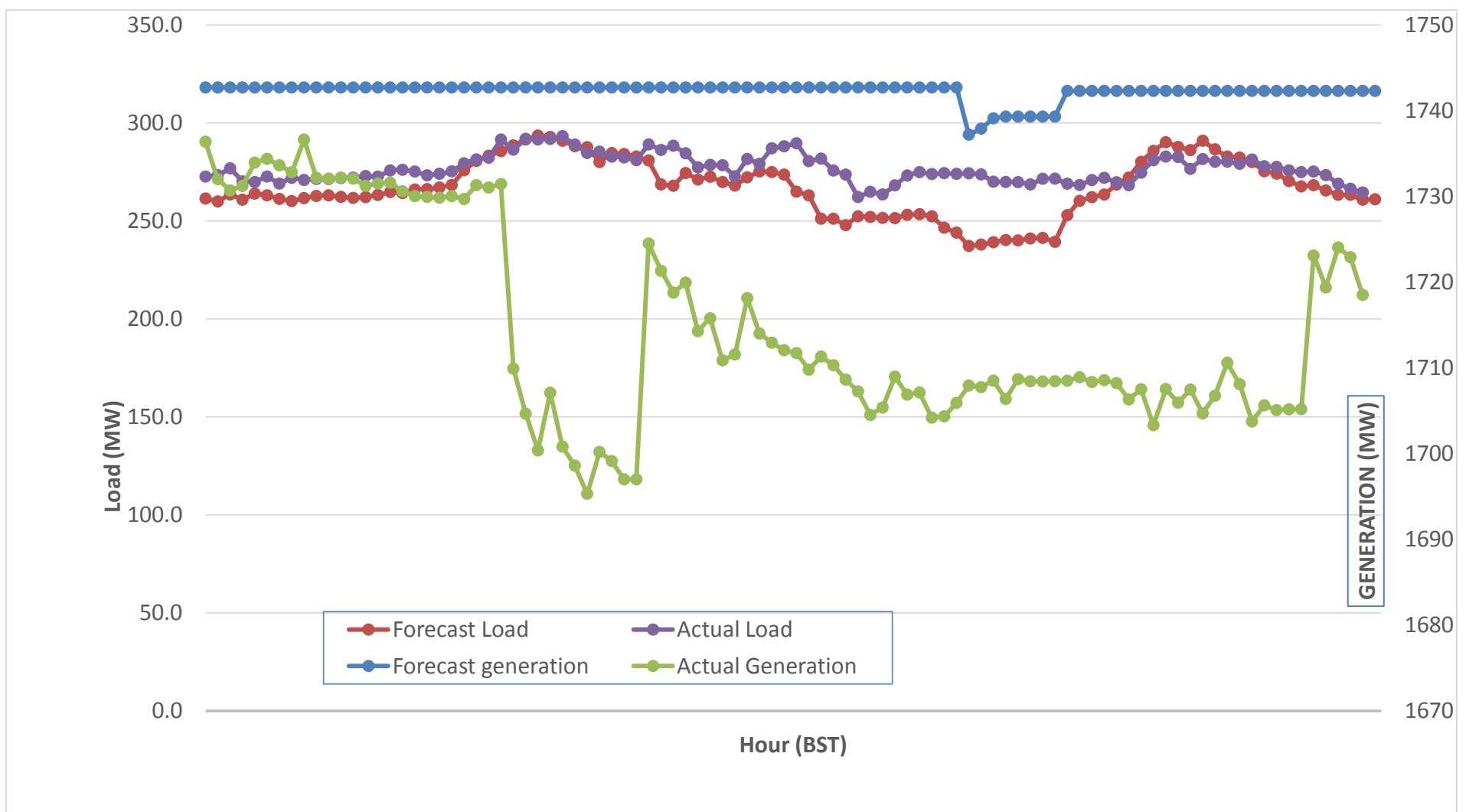
Bhutan Power Corporation Ltd.
 Bhutan Power System Operator
 Thimphu: Bhutan



Message No.: Enter your message number
 From: Shift In-charge, Control Room

Date: 6-Jul-17
 Time: 12:15

Forecast Generation & Load with Actual Generation & Load (05-Jul-2017).



Yours faithfully,

Sign:
Tshering Deki

	Coincidental peak load of Day(Last year):	
	256.85MW	6-Jul-16

Maximum Load till date:	
344.02 MW	18-Mar-17

Telephone: +975-02335631; Fax: +975-02335632; Email: bhutansystemoperator@bpc.bt; www.bpc.bt



འབྲུག་གློག་ལེ་ལས་འཛིན།

Bhutan Power Corporation Ltd.
Bhutan Power System Operator
Thimphu: Bhutan



Message No.: Enter your message number
From: Shift In-charge, Control Room

Date: 7-Jul-17
Time: 11:43

To Forecast Generation & Load with Actual Generation & Load (06-Jul-2017).
Managing Director, BPC. Email: gemtshering@bpc.bt
Director, O&MD, DGPC. Email: director.omid@drukgreen.com
General Manager, TD, BPC. Email: thinleygyeltshen@bpc.bt
General Manager, DCSD, BPC. Email: sandeprai@bpc.bt
General Manager, BPSO, BPC. Email: ujjwaldahal@bpc.bt

Sub: Load Generation Balance Report from 00:00hrs to 09:00hrs (07-Jul-2017).

Hours (BST)	Forecast		Actual	
	Generation	Load	Generation	Load
0:00	1731.3	260.2	1720.3	265.56
0:15	1731.3	258	1723.4	267.06
0:30	1731.3	260.6	1723.2	268.83
0:45	1731.3	260.2	1720.9	269.28
1:00	1731.3	262.8	1719.9	262.05
1:15	1731.3	262.1	1717.3	261.02
1:30	1731.3	255.3	1717.2	260.83
1:45	1731.3	254.4	1717.6	258.24
2:00	1731.3	255.4	1724.8	260.40
2:15	1731.3	255.6	1726.3	260.57
2:30	1731.3	263.4	1709.6	256.99
2:45	1731.3	260.5	1694.8	249.43
3:00	1731.3	258.6	1696.9	251.70
3:15	1731.3	261.2	1695.0	257.08
3:30	1731.3	260	1687.9	254.03
3:45	1731.3	261.8	1692.3	247.25
4:00	1731.3	262.4	1694.9	255.98
4:15	1731.3	264.1	1693.4	257.43
4:30	1731.3	264.3	1691.8	258.30
4:45	1731.3	265.9	1693.1	257.79
5:00	1731.3	267.3	1701.2	260.79
5:15	1731.3	273.2	1702.5	269.07
5:30	1731.3	277.8	1707.6	272.69
5:45	1731.3	280.7	1702.5	278.05
6:00	1731.3	283.5	1696.0	276.75
6:15	1731.3	285.4	1710.7	265.02
6:30	1731.3	293.2	1711.2	277.30
6:45	1731.3	291.4	1708.1	284.02
7:00	1731.3	295.1	1707.3	288.52
7:15	1731.3	289.8	1709.5	288.05
7:30	1731.3	291.3	1704.8	286.88
7:45	1731.3	290.5	1705.3	279.13
8:00	1731.3	281.9	1707.6	272.53
8:15	1731.3	289.1	1704.1	277.27
8:30	1731.3	284.6	1705.1	271.22
8:45	1731.3	282.5	1701.8	259.60
9:00	1731.3	280.8	1697.8	272.27

Coincidental peak load of Day(Last year):	
256.85MW	6-Jul-16
258.23 MW	
344.02 MW	18-Mar-17

Yours faithfully,

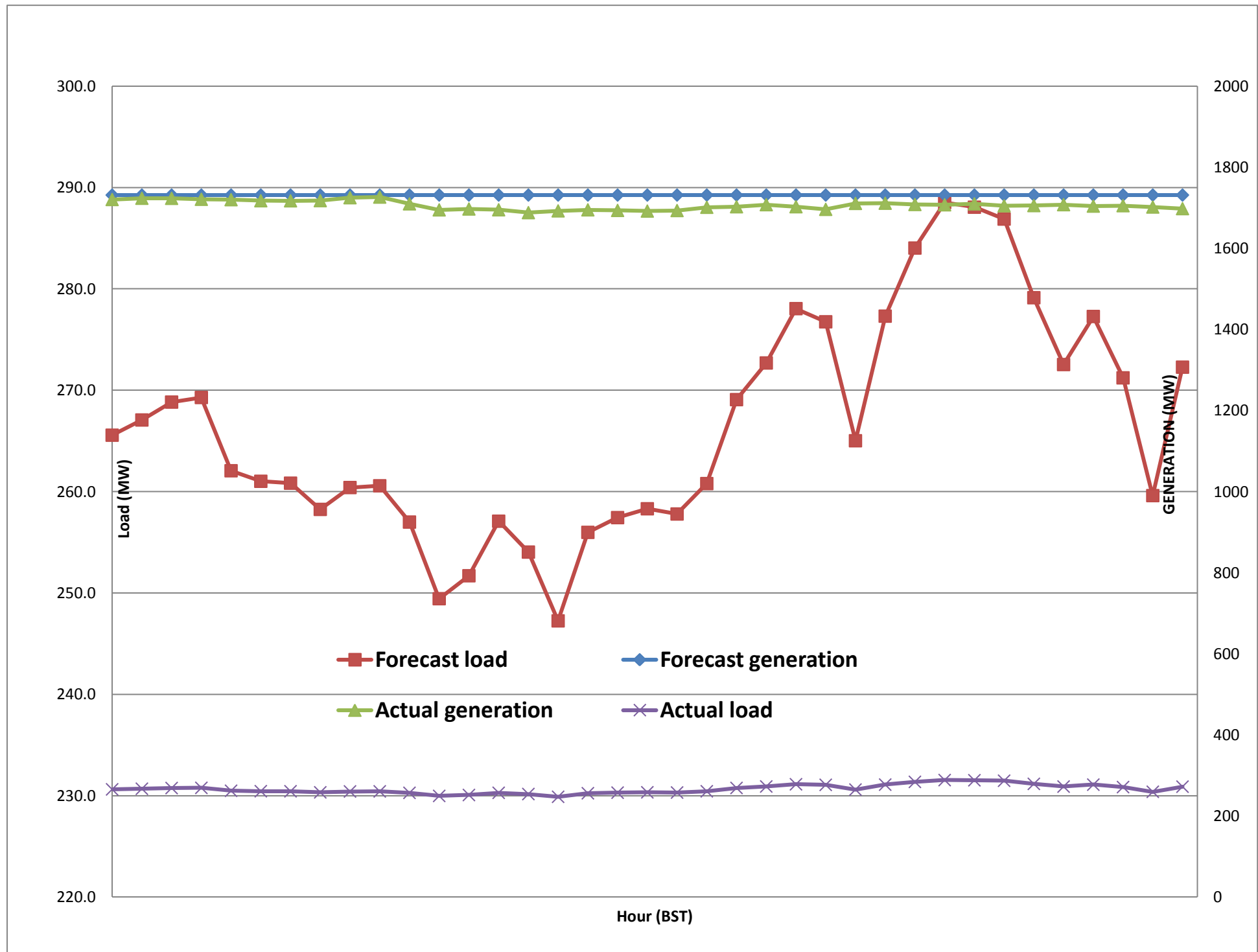
Sign:
Tshering Deki



Message No.: Enter your message number
 From: Shift In-charge, Control Room

6-Jul-17
 12:15

Forecast Generation & Load with Actual Generation & Load of Today from 00:00hrs to 09:00hrs(06-Jul-2017).





འབྲུག་གྲོག་ལས་ལེ་སྐོར་ལྷན་ཁག་།
Bhutan Power Corporation Ltd.
Bhutan Power System Operator
 Thimphu: Bhutan



Message No.: Enter your message number **Date:** 6-Jul-17
From: Shift In-charge, Control Room **Time:** 12:15

To Forecast Generation & Load with Actual Generation & Load (05-Jul-2017).
 Managing Director, BPC. Email: gemtshering@bpc.bt
 Director, O&MD, DGPC. Email: director.umd@drukgreen.com
 General Manager, TD, BPC. Email: ktobgye@bpc.bt
 General Manager, BPSO, BPC. Email: ujjwaldahal@bpc.bt
 Advisor, BPC. Email: bharattamang@bpc.bt

Sub: Scheduled Generation and Forcast Load of Tomorrow (07-Jul-2017).

Kindly find scheduled generation (MW) and load forecast (MW)

Hours (BST)	Forecast		Hours (BST)	Forecast	
	Generation	Load		Generation	Load
0:00	1720.1	263.8	12:00	1720.1	272.9
0:15	1720.1	264.2	12:15	1720.1	271.8
0:30	1720.1	265.4	12:30	1720.1	264.1
0:45	1720.1	263.7	12:45	1720.1	262.3
1:00	1720.1	268.8	13:00	1720.1	259.2
1:15	1720.1	264.6	13:15	1720.1	262
1:30	1720.1	258.9	13:30	1720.1	257.7
1:45	1720.1	258.5	13:45	1720.1	260.1
2:00	1720.1	259.7	14:00	1720.1	258.5
2:15	1720.1	259.8	14:15	1720.1	255.4
2:30	1720.1	266	14:30	1720.1	258.3
2:45	1720.1	263.9	14:45	1720.1	256.3
3:00	1720.1	262.4	15:00	1720.1	254.4
3:15	1720.1	264.3	15:15	1720.1	252.8
3:30	1720.1	263.7	15:30	1720.1	247.8
3:45	1720.1	265.6	15:45	1720.1	250
4:00	1720.1	266	16:00	1720.1	248.3
4:15	1720.1	267.4	16:15	1720.1	249.4
4:30	1720.1	266.9	16:30	1720.1	249.9
4:45	1720.1	268.5	16:45	1720.1	249
5:00	1720.1	270	17:00	1720.1	251
5:15	1720.1	275.3	17:15	1720.1	251.1
5:30	1720.1	279.3	17:30	1720.1	257.9
6:45	1720.1	281.5	17:45	1720.1	264.7
6:00	1720.1	286.1	18:00	1720.1	265.8
6:15	1720.1	287.8	18:15	1720.1	270
6:30	1720.1	293.8	18:30	1720.1	274.9
6:45	1720.1	292.6	18:45	1720.1	277.8
7:00	1720.1	295.2	19:00	1720.1	284.3
7:15	1720.1	291.1	19:15	1720.1	286.9
7:30	1720.1	291.9	19:30	1720.1	294.4
7:45	1720.1	290.3	19:45	1720.1	290.4
8:00	1720.1	283.6	20:00	1720.1	289.3
8:15	1720.1	289.5	20:15	1720.1	291.6
8:30	1720.1	284.9	20:30	1720.1	290.1
8:45	1720.1	283	20:45	1720.1	287.8
9:00	1720.1	283.4	21:00	1720.1	286.2
9:15	1720.1	288.5	21:15	1720.1	285.6
9:30	1720.1	289	21:30	1720.1	281.7
9:45	1720.1	291.3	21:45	1720.1	280.1
10:00	1720.1	274.1	22:00	1720.1	277.3
10:15	1720.1	278.9	22:15	1720.1	273.5
10:30	1720.1	269.9	22:30	1720.1	275
10:45	1720.1	270.8	22:45	1720.1	269.4
11:00	1720.1	273.1	23:00	1720.1	270.4
11:15	1720.1	279.7	23:15	1720.1	266.6
11:30	1720.1	276.7	23:30	1720.1	265.4
11:45	1720.1	277.2	23:45	1720.1	267.2

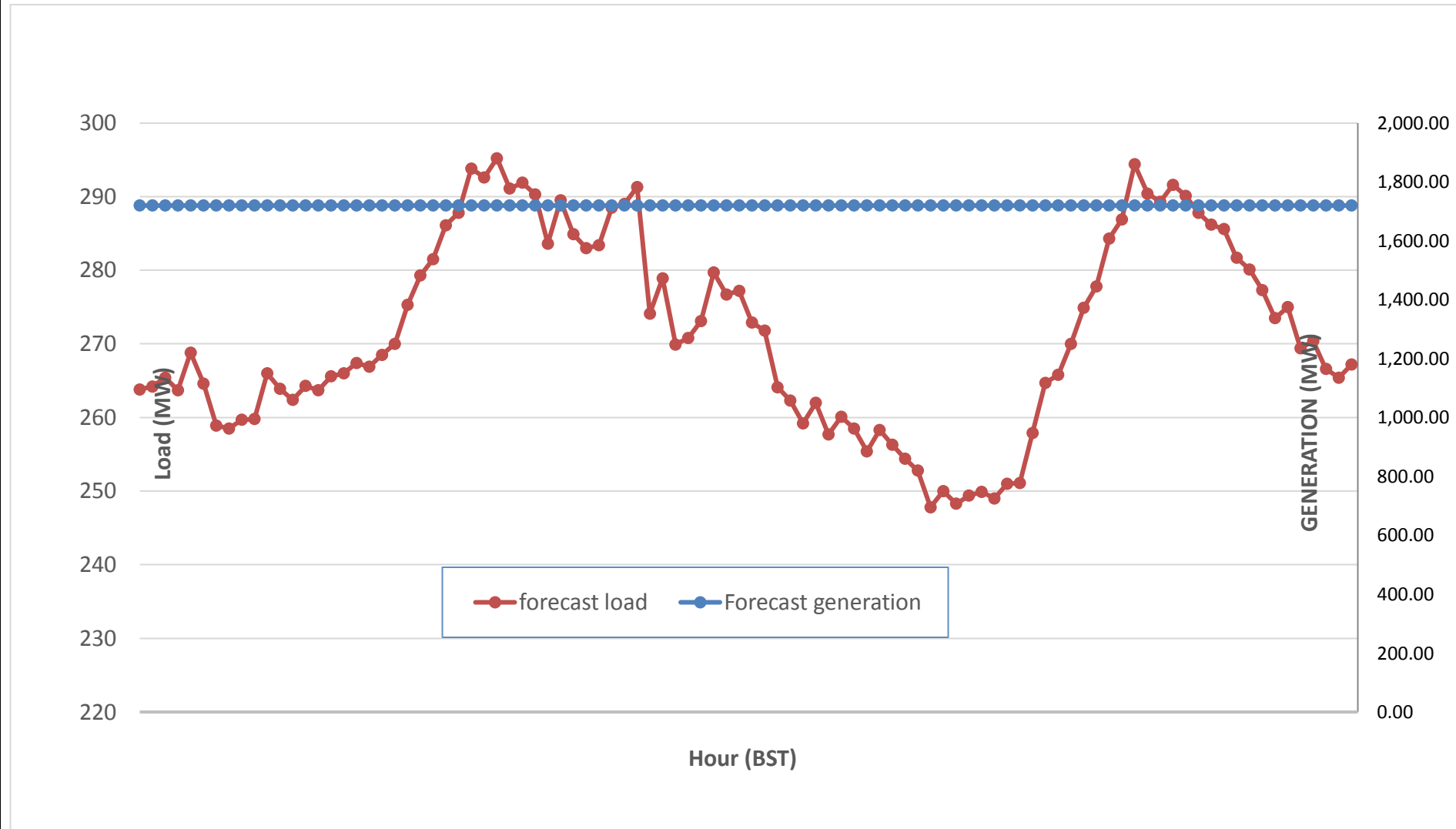
Yours faithfully,
 Sign:
 Tshering Deki



Message No.: Enter your message number
 From: Shift In-charge, Control Room

Date: 6-Jul-17
 Time: 12:15

Scheduled Generation & Load Forecast for Tomorrow (07-Jul-2017).



Yours faithfully,

Sign:
Phub Zam

	MW
Scheduled Peak Generation(07-Jul-2017).	376.90
Forecast Peak Load(07-Jul-2017).	300.60