



འབྲུག་གླིང་མེ་ལམ་འཛིན།

Bhutan Power Corporation Ltd.
Bhutan Power System Operator
Thimphu: Bhutan



Message No.: Enter your message number
From: Shift In-charge, Control Room

Date: 5-Jul-17
Time: 10:33

To: Forecast Generation & Load with Actual Generation & Load (04-Jul-2017).
Managing Director, BPC. Email: gemtshering@bpc.bt
Director, O&MD, DGPC. Email: director.umd@drukgreen.com
General Manager, TD, BPC. Email: ktobgye@bpc.bt
General Manager, DCSD, BPC. Email: sandeeprai@bpc.bt
General Manager, BPSO, BPC. Email: ujjwaldahal@bpc.bt

Sub: Load Generation Balance Report of Yesterday (04-Jul-2017).

Hours (BST)	Forecast		Actual		Hours (BST)	Forecast		Actual	
	Generation	Load	Generation	Load		Generation	Load	Generation	Load
0:00	1729.6	243.2	1714.3	257.45	12:00	1729.6	266.4	1736.2	266.00
0:15	1729.6	240.3	1718.3	251.37	12:15	1729.6	261.3	1734.4	271.45
0:30	1729.6	239.9	1722.8	252.77	12:30	1729.6	242.3	1733.9	271.01
0:45	1729.6	239.6	1723.6	255.64	12:45	1729.6	245.3	1733.9	270.04
1:00	1729.6	241.2	1722.5	257.27	13:00	1729.6	242	1734.2	268.38
1:15	1729.6	240.6	1723.4	257.61	13:15	1729.6	246.5	1734.2	269.49
1:30	1729.6	235.7	1722.9	221.58	13:30	1729.6	248.2	1734.3	269.43
1:45	1729.6	235.7	1723.1	222.12	13:45	1729.6	247.2	1733.8	266.93
2:00	1729.6	235.3	1723.8	221.34	14:00	1729.6	247.5	1733.8	268.45
2:15	1729.6	236.9	1724.1	219.52	14:15	1729.6	249	1732.8	259.59
2:30	1729.6	236.7	1724.1	219.29	14:30	1729.6	249.9	1735.8	257.63
2:45	1729.6	234.2	1722.3	253.01	14:45	1729.6	247.6	1536.8	246.71
3:00	1729.6	232.7	1719.8	245.98	15:00	1729.6	240.3	1539.7	248.57
3:15	1729.6	234.7	1717.9	252.14	15:15	1729.6	236.6	1542.7	251.93
3:30	1729.6	234.9	1716.3	247.61	15:30	1729.6	226.7	1541.9	246.19
3:45	1729.6	235.9	1717.0	250.89	15:45	1729.6	228.5	1624.1	248.20
4:00	1729.6	235.6	1719.0	253.27	16:00	1729.6	229.6	1636.0	243.21
4:15	1729.6	237.5	1716.4	256.10	16:15	1729.6	231	1719.7	251.71
4:30	1729.6	237.1	1714.8	258.85	16:30	1729.6	230.2	1729.2	254.93
4:45	1729.6	238.8	1714.5	259.30	16:45	1729.6	233	1724.2	240.96
5:00	1729.6	238	1710.4	260.34	17:00	1729.6	233.1	1737.1	249.86
5:15	1729.6	246.8	1707.9	263.09	17:15	1729.6	235.4	1735.1	260.13
5:30	1729.6	250.5	1706.0	265.23	17:30	1729.6	247.3	1735.5	252.50
6:45	1729.6	254.4	1707.7	267.24	17:45	1729.6	254.4	1736.4	265.84
6:00	1729.6	257	1703.2	274.35	18:00	1729.6	258.2	1737.4	277.59
6:15	1729.6	259.6	1704.3	277.95	18:15	1729.6	262.5	1738.0	282.43
6:30	1729.6	261.7	1705.7	275.97	18:30	1729.6	268.1	1737.4	294.66
6:45	1729.6	262.9	1699.9	278.88	18:45	1729.6	270.3	1741.6	301.77
7:00	1729.6	261.9	1699.2	274.23	19:00	1729.6	277.2	1739.1	304.79
7:15	1729.6	262.3	1702.0	278.70	19:15	1729.6	285.5	1739.8	310.63
7:30	1729.6	260.9	1703.4	281.05	19:30	1729.6	290.8	1740.6	311.70
7:45	1729.6	260.8	1704.7	282.38	19:45	1729.6	289.3	1739.1	305.65
8:00	1729.6	259.8	1702.7	281.81	20:00	1729.6	287.6	1736.6	304.52
8:15	1729.6	259.1	1699.3	284.04	20:15	1729.6	287.5	1737.0	307.90
8:30	1729.6	258.8	1698.8	282.73	20:30	1729.6	282.5	1736.5	306.08
8:45	1729.6	256.4	1701.8	282.39	20:45	1729.6	279.3	1736.9	305.06
9:00	1729.6	253.8	1699.6	280.14	21:00	1729.6	279.1	1736.9	298.71
9:15	1729.6	266.7	1704.3	270.95	21:15	1729.6	277.2	1735.8	298.43
9:30	1729.6	265.8	1706.4	273.38	21:30	1729.6	272.8	1733.1	298.07
9:45	1729.6	277.8	1709.4	271.75	21:45	1729.6	272	1736.0	294.52
10:00	1729.6	273.1	1711.0	270.34	22:00	1729.6	268.9	1736.2	290.94
10:15	1729.6	273.9	1708.9	273.84	22:15	1729.6	267.2	1739.4	283.93
10:30	1729.6	271.5	1715.5	261.82	22:30	1729.6	265	1736.2	283.43
10:45	1729.6	269.4	1713.0	259.45	22:45	1729.6	262.6	1735.8	275.16
11:00	1729.6	273.8	1719.9	251.91	23:00	1729.6	263.1	1735.3	276.65
11:15	1729.6	276.6	1723.6	251.21	23:15	1729.6	263.7	1732.8	271.45
11:30	1729.6	276.9	1727.4	257.20	23:30	1729.6	262.3	1730.3	276.09
11:45	1729.6	273.4	1725.8	266.66	23:45	1729.6	263	1734.3	273.16

Remarks-no forecast generation and load due to problem with RSC

Yours faithfully,

Sign:
Tshering Deki

Coincidental peak load of Day(Last year):	
256.85MW	4-Jul-16
Maximum Load till date:	
344.02 MW	18-Mar-17



འབྲུག་རྒྱལ་ཁོ་ལས་འཛིན།

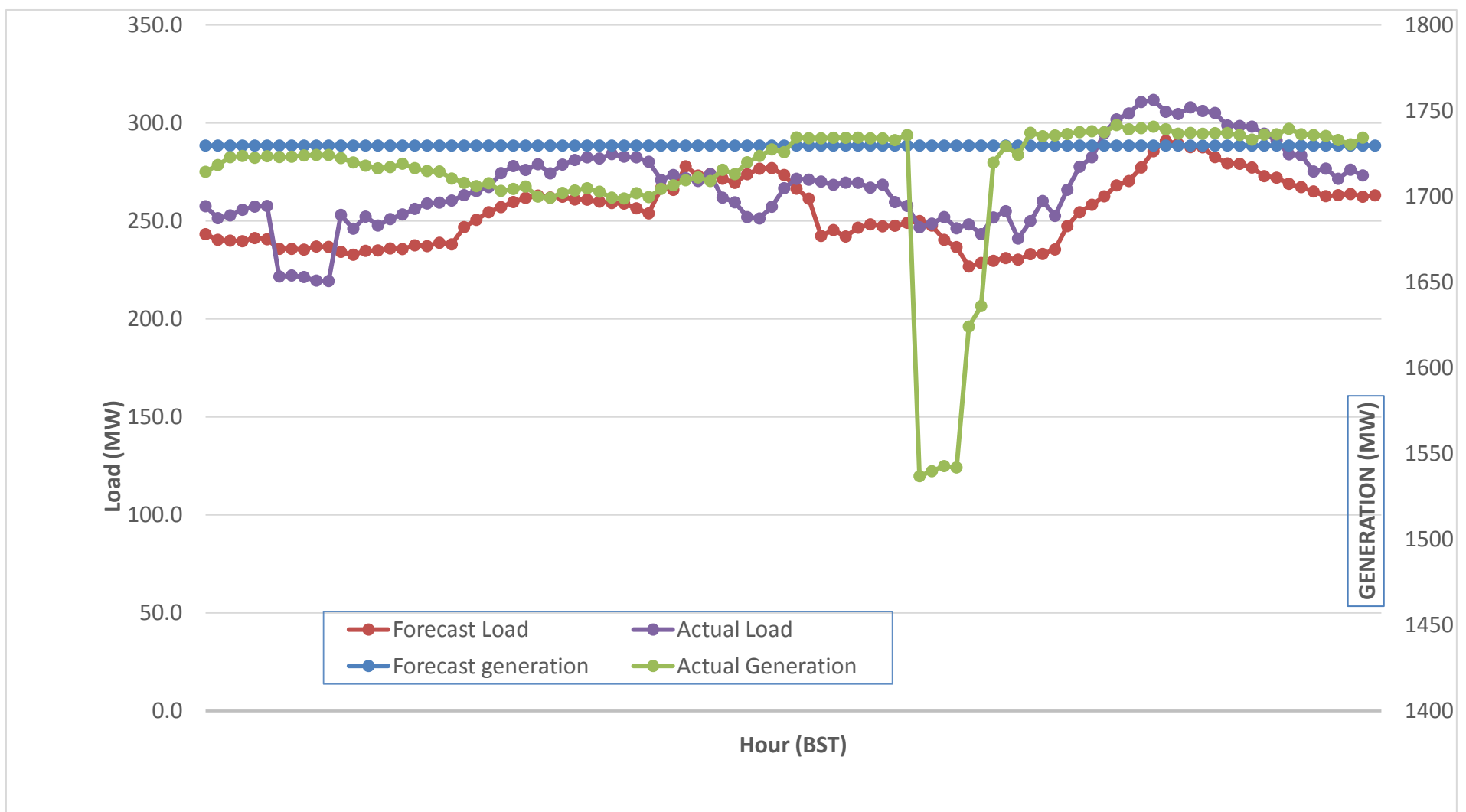
Bhutan Power Corporation Ltd.
 Bhutan Power System Operator
 Thimphu: Bhutan



Message No.: Enter your message number
 From: Shift In-charge, Control Room

Date: 5-Jul-17
 Time: 10:33

Forecast Generation & Load with Actual Generation & Load (04-Jul-2017).



Yours faithfully,

Sign:
Tshering Deki

	Coincidental peak load of Day(Last year):	
	256.85MW	4-Jul-16

Maximum Load till date:	
344.02 MW	18-Mar-17

Telephone: +975-02335631; Fax: +975-02335632; Email: bhutansystemoperator@bpc.bt; www.bpc.bt



འབྲུག་གྲོག་མེ་ལས་འཛིན།

Bhutan Power Corporation Ltd.
Bhutan Power System Operator
Thimphu: Bhutan



Message No.: Enter your message number
From: Shift In-charge, Control Room

Date: 5-Jul-17
Time: 10:35

To Forecast Generation & Load with Actual Generation & Load (04-Jul-2017).
Managing Director, BPC. Email: gemtshering@bpc.bt
Director, O&MD, DGPC. Email: director.omb@drukgreen.com
General Manager, TD, BPC. Email: thinleygyeltshen@bpc.bt
General Manager, DCSD, BPC. Email: sandeprai@bpc.bt
General Manager, BPSO, BPC. Email: ujjwaldahal@bpc.bt

Sub: Load Generation Balance Report from 00:00hrs to 09:00hrs (05-Jul-2017).

Hours (BST)	Forecast		Actual	
	Generation	Load	Generation	Load
0:00	1742.7	261.4	1736.4	272.61
0:15	1742.7	259.9	1732.0	273.26
0:30	1742.7	263.5	1730.7	276.80
0:45	1742.7	260.8	1731.2	270.10
1:00	1742.7	263.9	1733.9	269.78
1:15	1742.7	263	1734.4	272.63
1:30	1742.7	261.2	1733.6	269.02
1:45	1742.7	260.1	1732.8	271.95
2:00	1742.7	261.6	1736.6	270.87
2:15	1742.7	262.7	1732.2	271.38
2:30	1742.7	263	1732.1	271.33
2:45	1742.7	262.2	1732.2	271.82
3:00	1742.7	261.7	1732.1	272.02
3:15	1742.7	262.1	1731.2	272.85
3:30	1742.7	263.2	1731.5	272.58
3:45	1742.7	264.7	1731.6	275.71
4:00	1742.7	264.2	1730.6	276.08
4:15	1742.7	266	1730.0	275.16
4:30	1742.7	266.2	1729.9	273.23
4:45	1742.7	267	1729.8	274.02
5:00	1742.7	268.3	1730.0	275.26
5:15	1742.7	275.8	1729.7	279.32
5:30	1742.7	280.6	1731.3	281.35
5:45	1742.7	283.2	1731.0	282.20
6:00	1742.7	285.6	1731.4	291.49
6:15	1742.7	288.5	1709.9	286.33
6:30	1742.7	291.5	1704.7	291.85
6:45	1742.7	293.5	1700.4	291.55
7:00	1742.7	292.8	1707.1	291.76
7:15	1742.7	290.9	1700.8	293.20
7:30	1742.7	288.1	1698.6	288.95
7:45	1742.7	287.6	1695.3	284.63
8:00	1742.7	280	1700.2	285.30
8:15	1742.7	284.6	1699.1	282.78
8:30	1742.7	284.1	1697.0	282.38
8:45	1742.7	282.8	1697.0	280.95
9:00	1742.7	280.8	1724.5	288.99

Coincidental peak load of Day(Last year):	
256.85MW	4-Jul-16

258.23 MW	
344.02 MW	18-Mar-17

Yours faithfully,

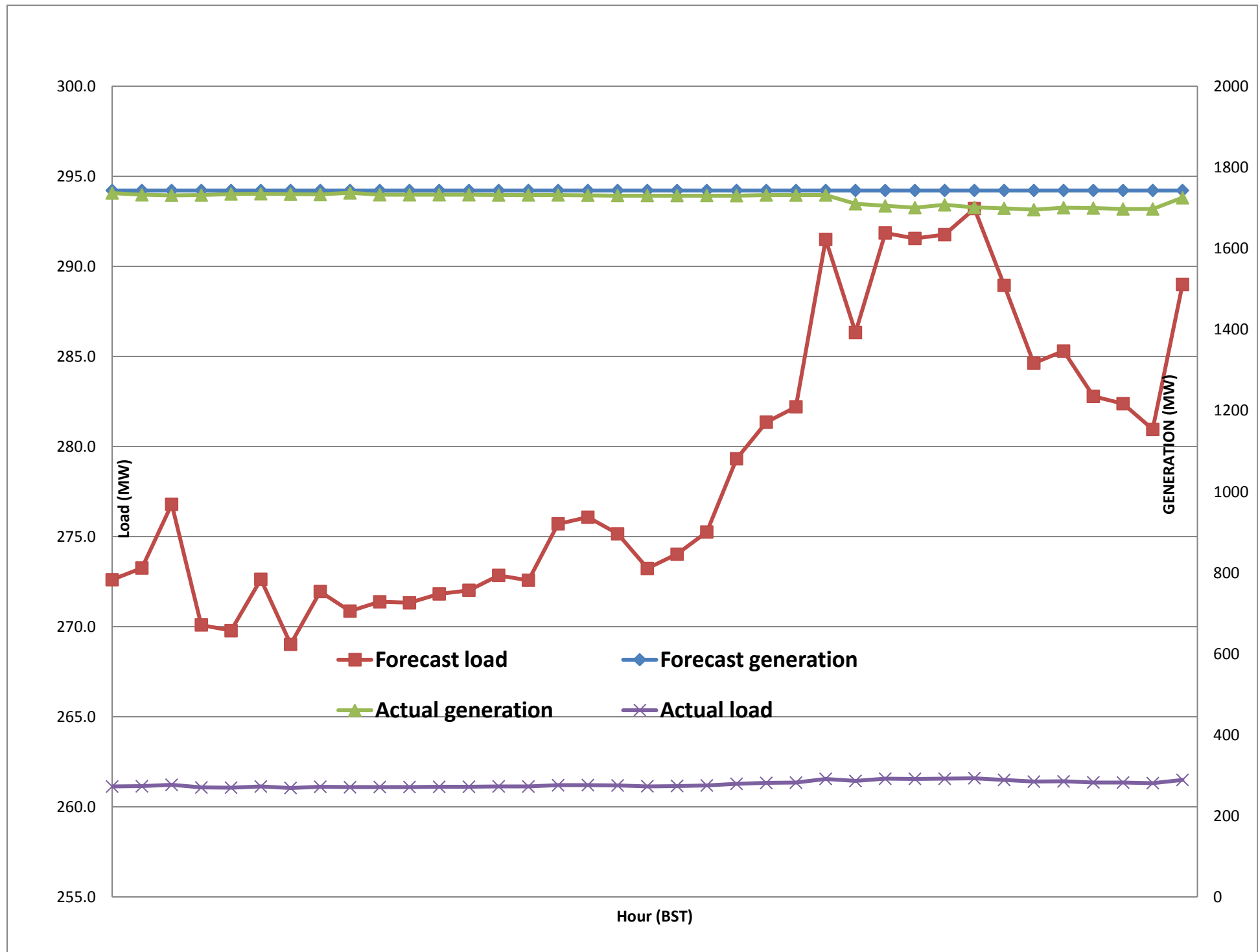
Sign:
Tshering Deki



Message No.: Enter your message number
 From: Shift In-charge, Control Room

5-Jul-17
 10:33

Forecast Generation & Load with Actual Generation & Load of Today from 00:00hrs to 09:00hrs(05-Jul-2017).





འབྲུག་གྲོག་ལས་ཁུངས་ལྷན་ཁག།
Bhutan Power Corporation Ltd.
Bhutan Power System Operator
 Thimphu: Bhutan



Message No.: Enter your message number **Date:** 5-Jul-17
From: Shift In-charge, Control Room **Time:** 10:33

To: Forecast Generation & Load with Actual Generation & Load (04-Jul-2017).
 Managing Director, BPC. Email: gemtshering@bpc.bt
 Director, O&MD, DGPC. Email: director.umd@drukgreen.com
 General Manager, TD, BPC. Email: ktobgye@bpc.bt
 General Manager, BPSO, BPC. Email: ujjwaldahal@bpc.bt
 Advisor, BPC. Email: bharattamang@bpc.bt

Sub: Scheduled Generation and Forcast Load of Tomorrow (06-Jul-2017).

Kindly find scheduled generation (MW) and load forecast (MW)

Hours (BST)	Forecast		Hours (BST)	Forecast	
	Generation	Load		Generation	Load
0:00	1731.3	260.2	12:00	1731.3	266.8
0:15	1731.3	258	12:15	1731.3	266
0:30	1731.3	260.6	12:30	1731.3	256.6
0:45	1731.3	260.2	12:45	1731.3	256.3
1:00	1731.3	262.8	13:00	1731.3	253.6
1:15	1731.3	262.1	13:15	1731.3	257.1
1:30	1731.3	255.3	13:30	1731.3	257
1:45	1731.3	254.4	13:45	1731.3	256.3
2:00	1731.3	255.4	14:00	1731.3	256.6
2:15	1731.3	255.6	14:15	1731.3	254.3
2:30	1731.3	263.4	14:30	1731.3	253.2
2:45	1731.3	260.5	14:45	1731.3	250.3
3:00	1731.3	258.6	15:00	1731.3	248
3:15	1731.3	261.2	15:15	1731.3	245.3
3:30	1731.3	260	15:30	1731.3	239.4
3:45	1731.3	261.8	15:45	1731.3	241.6
4:00	1731.3	262.4	16:00	1731.3	240
4:15	1731.3	264.1	16:15	1731.3	241.8
4:30	1731.3	264.3	16:30	1731.3	243.6
4:45	1731.3	265.9	16:45	1731.3	242.3
5:00	1731.3	267.3	17:00	1731.3	244.9
5:15	1731.3	273.2	17:15	1731.3	244.5
5:30	1731.3	277.8	17:30	1731.3	253.4
6:45	1731.3	280.7	17:45	1731.3	262.7
6:00	1731.3	283.5	18:00	1731.3	264.6
6:15	1731.3	285.4	18:15	1731.3	268.8
6:30	1731.3	293.2	18:30	1731.3	275.3
6:45	1731.3	291.4	18:45	1731.3	279.7
7:00	1731.3	295.1	19:00	1731.3	286.6
7:15	1731.3	289.8	19:15	1731.3	291.9
7:30	1731.3	291.3	19:30	1731.3	295.1
7:45	1731.3	290.5	19:45	1731.3	292.2
8:00	1731.3	281.9	20:00	1731.3	290.7
8:15	1731.3	289.1	20:15	1731.3	295.1
8:30	1731.3	284.6	20:30	1731.3	291.3
8:45	1731.3	282.5	20:45	1731.3	288.7
9:00	1731.3	280.8	21:00	1731.3	287.4
9:15	1731.3	271.4	21:15	1731.3	286.2
9:30	1731.3	270.9	21:30	1731.3	281.3
9:45	1731.3	274.7	21:45	1731.3	279.8
10:00	1731.3	271.6	22:00	1731.3	276.6
10:15	1731.3	277.6	22:15	1731.3	272.2
10:30	1731.3	267.4	22:30	1731.3	274.1
10:45	1731.3	267	22:45	1731.3	267
11:00	1731.3	269.2	23:00	1731.3	269
11:15	1731.3	276.5	23:15	1731.3	266
11:30	1731.3	272.5	23:30	1731.3	264.9
11:45	1731.3	272.6	23:45	1646.2	266.6

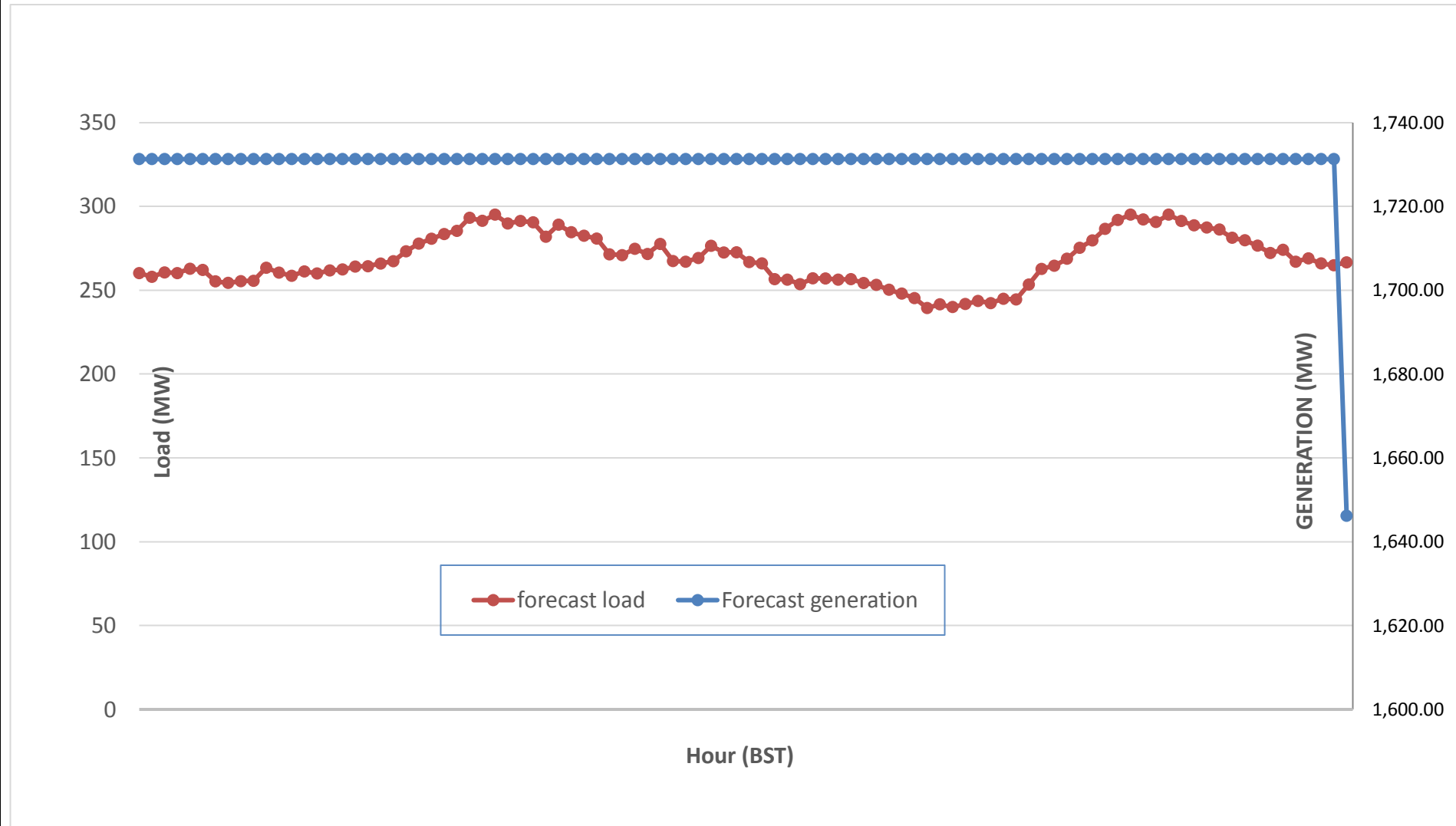
Yours faithfully,
 Sign:
 Tshering Deki



Message No.: Enter your message number
 From: Shift In-charge, Control Room

Date: 5-Jul-17
 Time: 10:33

Scheduled Generation & Load Forecast for Tomorrow (06-Jul-2017).



Yours faithfully,

Sign:
Phub Zam

	MW
Scheduled Peak Generation(06-Jul-2017).	376.90
Forecast Peak Load(06-Jul-2017).	300.60