



འབྲུག་གྲོག་མོ་ལས་འཛིན།

Bhutan Power Corporation Ltd.
Bhutan Power System Operator
Thimphu: Bhutan



Message No.: Enter your message number
From: Shift In-charge, Control Room

Date: 3-Jul-17
Time: 11:00

To: Forecast Generation & Load with Actual Generation & Load (02-Jul-2017).
Managing Director, BPC. Email: gemtshering@bpc.bt
Director, O&MD, DGPC. Email: director.umd@drukgreen.com
General Manager, TD, BPC. Email: ktobgye@bpc.bt
General Manager, DCSD, BPC. Email: sandeeprai@bpc.bt
General Manager, BPSO, BPC. Email: ujjwaldahal@bpc.bt

Sub: Load Generation Balance Report of Yesterday (02-Jul-2017).

Hours (BST)	Forecast		Actual		Hours (BST)	Forecast		Actual	
	Generation	Load	Generation	Load		Generation	Load	Generation	Load
0:00	1628.3	241.2	1701.4	256.34	12:00	1628.3	250.5	1695.8	279.54
0:15	1628.3	234.7	1701.3	256.49	12:15	1628.3	249.9	1688.2	272.71
0:30	1628.3	233.6	1701.0	258.19	12:30	1628.3	249.6	1687.2	268.37
0:45	1628.3	232.8	1701.3	256.52	12:45	1628.3	247.4	1685.8	275.41
1:00	1628.3	235.9	1701.5	257.01	13:00	1628.3	243.4	1690.5	273.31
1:15	1628.3	234.1	1701.9	257.73	13:15	1628.3	245.4	1691.4	269.06
1:30	1628.3	233.4	1709.2	240.36	13:30	1628.3	244.1	1692.7	270.80
1:45	1628.3	232.5	1712.3	236.62	13:45	1628.3	242.3	1692.2	270.92
2:00	1628.3	232.7	1718.6	240.91	14:00	1628.3	240.9	1692.5	269.73
2:15	1628.3	233.5	1727.3	240.55	14:15	1628.3	242.9	1692.3	270.78
2:30	1628.3	233.3	1718.8	240.54	14:30	1628.3	243.4	1692.3	269.96
2:45	1628.3	230.8	1718.3	240.03	14:45	1628.3	244.8	1692.1	270.77
3:00	1628.3	232.6	1728.0	234.10	15:00	1628.3	241.3	1686.2	243.78
3:15	1628.3	233.1	1730.0	238.22	15:15	1628.3	240.9	1686.7	225.60
3:30	1628.3	233.8	1728.8	240.58	15:30	1628.3	238.2	1682.4	189.35
3:45	1628.3	234.1	1730.3	241.04	15:45	1628.3	241.6	1682.1	194.54
4:00	1628.3	232.8	1734.1	247.08	16:00	1628.3	243.5	1682.4	193.76
4:15	1628.3	234.8	1734.0	242.84	16:15	1628.3	247.2	1682.6	188.98
4:30	1628.3	234.7	1731.7	240.22	16:30	1628.3	241.7	1680.1	190.27
4:45	1628.3	235.6	1727.5	243.24	16:45	1628.3	243.2	1680.0	194.39
5:00	1628.3	236.4	1727.2	234.94	17:00	1628.3	243.4	1684.2	190.81
5:15	1628.3	245.1	1729.1	248.62	17:15	1628.3	245.7	1676.4	197.79
5:30	1628.3	251	1727.1	254.50	17:30	1628.3	247.3	1678.5	238.10
6:45	1628.3	254.8	1725.8	257.91	17:45	1628.3	247.7	1681.1	262.98
6:00	1628.3	257.8	1724.6	255.80	18:00	1628.3	249	1684.3	275.04
6:15	1628.3	260.8	1724.8	259.13	18:15	1628.3	253.7	1684.8	281.74
6:30	1628.3	262.1	1716.2	257.63	18:30	1628.3	258.9	1679.4	285.73
6:45	1628.3	260.5	1722.0	261.13	18:45	1628.3	261.5	1684.5	290.13
7:00	1628.3	261.5	1713.8	257.72	19:00	1628.3	267.4	1687.3	295.91
7:15	1628.3	260.3	1715.3	256.32	19:15	1628.3	274.1	1684.8	311.84
7:30	1628.3	256.8	1710.5	257.09	19:30	1628.3	278.8	1694.5	317.72
7:45	1628.3	255.4	1716.8	261.08	19:45	1628.3	278.9	1689.7	319.74
8:00	1628.3	252.8	1707.6	262.93	20:00	1628.3	276.9	1695.6	320.41
8:15	1628.3	251.6	1712.8	261.50	20:15	1628.3	274.4	1701.9	323.67
8:30	1628.3	249.8	1711.3	264.36	20:30	1628.3	270.4	1699.5	316.48
8:45	1628.3	248.2	1709.7	263.46	20:45	1628.3	269.3	1700.3	311.52
9:00	1628.3	246.8	1706.8	252.83	21:00	1628.3	266.7	1701.8	314.20
9:15	1628.3	248	1707.4	305.27	21:15	1628.3	265.8	1700.9	314.09
9:30	1628.3	247.4	1708.7	309.05	21:30	1628.3	260.9	1703.5	306.04
9:45	1628.3	244.7	1702.5	303.34	21:45	1628.3	260.5	1701.2	313.15
10:00	1628.3	240.4	1689.9	285.16	22:00	1628.3	255	1702.3	309.69
10:15	1628.3	242	1690.3	285.78	22:15	1628.3	251.6	1705.6	314.46
10:30	1628.3	242.9	1697.3	278.31	22:30	1628.3	249.3	1705.9	307.80
10:45	1628.3	242.4	1697.6	264.40	22:45	1628.3	244	1703.8	307.81
11:00	1628.3	244.9	1698.4	275.73	23:00	1628.3	246.8	1709.9	305.66
11:15	1628.3	246.1	1695.3	283.23	23:15	1628.3	242.4	1710.8	308.37
11:30	1628.3	249.3	1700.5	284.16	23:30	1628.3	241.3	1715.2	308.63
11:45	1628.3	249.8	1700.5	275.85	23:45	1628.3	240.5	1713.9	307.78

Remarks-no forecast generation and load due to problem with RSC

Yours faithfully,

Sign:
Karma Yangden

Coincidental peak load of Day(Last year):	
235.39MW	2-Jul-16
Maximum Load till date:	
344.02 MW	18-Mar-17



འབྲུག་རྒྱལ་ཁོ་ལས་འཛིན།

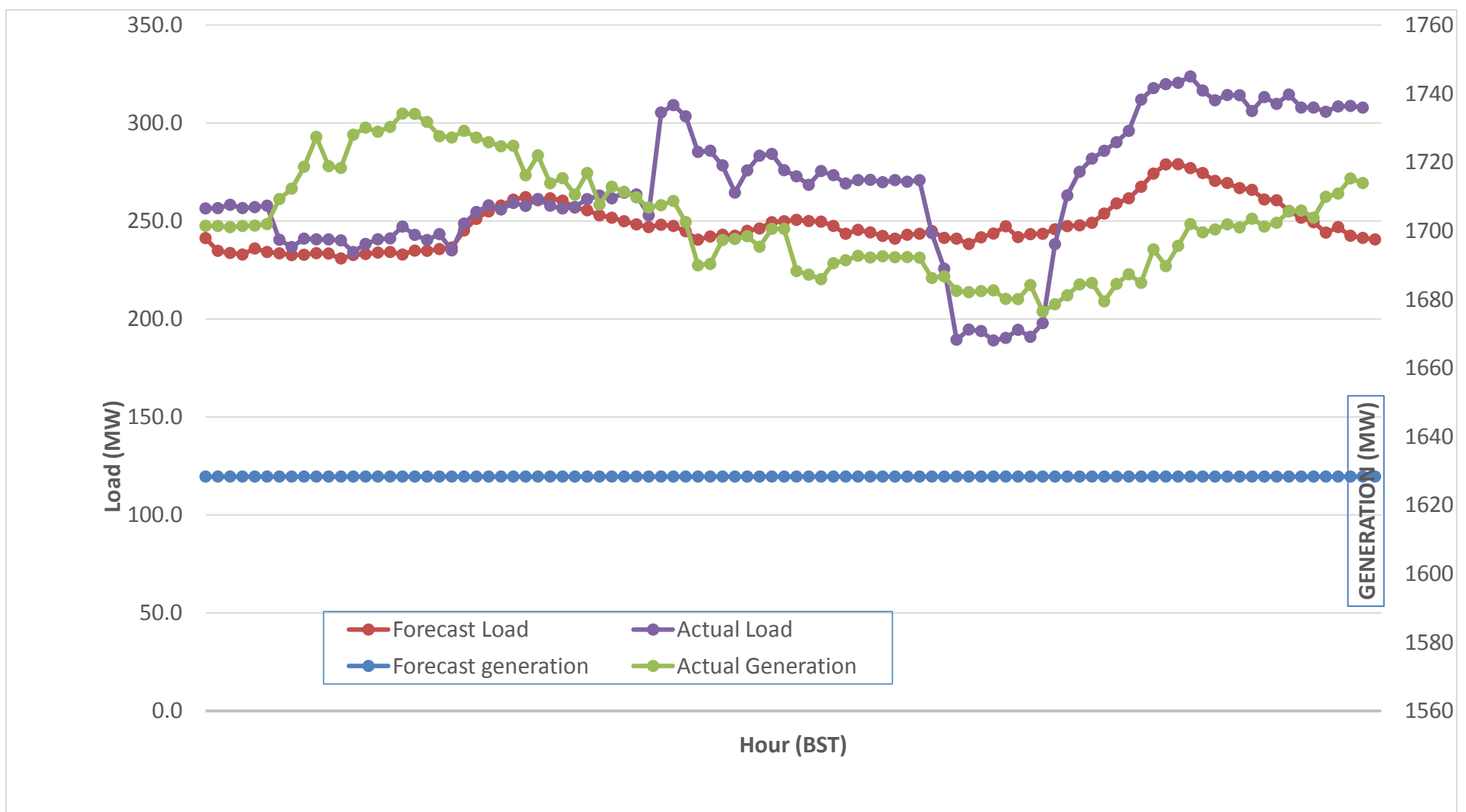
Bhutan Power Corporation Ltd.
 Bhutan Power System Operator
 Thimphu: Bhutan



Message No.: Enter your message number
 From: Shift In-charge, Control Room

Date: 3-Jul-17
 Time: 11:00

Forecast Generation & Load with Actual Generation & Load (02-Jul-2017).



Yours faithfully,

Sign:
Karma Yangden

	Coincidental peak load of Day(Last year):	
	235.39MW	2-Jul-16

Maximum Load till date:	
344.02 MW	18-Mar-17

Telephone: +975-02335631; Fax: +975-02335632; Email: bhutansystemoperator@bpc.bt; www.bpc.bt



ལྷན་སྐྱོད་ལེ་ལས་འཛིན།

Bhutan Power Corporation Ltd.
Bhutan Power System Operator
Thimphu: Bhutan



Message No.: Enter your message number
From: Shift In-charge, Control Room

Date: 3-Jul-17
Time: 11:13

To Forecast Generation & Load with Actual Generation & Load (02-Jul-2017).
Managing Director, BPC. Email: gemtshering@bpc.bt
Director, O&MD, DGPC. Email: director.omb@drukgreen.com
General Manager, TD, BPC. Email: thinleygyeltshen@bpc.bt
General Manager, DCSD, BPC. Email: sandeprai@bpc.bt
General Manager, BPSO, BPC. Email: ujjwaldahal@bpc.bt

Sub: Load Generation Balance Report from 00:00hrs to 09:00hrs (03-Jul-2017).

Hours (BST)	Forecast		Actual	
	Generation	Load	Generation	Load
0:00	1729.6	238.9	1709.8	312.70
0:15	1729.6	234.9	1712.7	311.00
0:30	1729.6	233.9	1724.3	325.88
0:45	1729.6	234.3	1721.3	322.63
1:00	1729.6	235.7	1725.5	332.09
1:15	1729.6	234.9	1724.8	330.05
1:30	1729.6	235.2	1728.3	337.81
1:45	1729.6	234.3	1728.3	336.89
2:00	1729.6	234.1	1730.1	339.20
2:15	1729.6	236	1731.4	339.31
2:30	1729.6	235	1726.5	338.52
2:45	1729.6	232.3	1728.7	343.04
3:00	1729.6	233.2	1732.2	345.33
3:15	1729.6	233.6	1732.2	342.13
3:30	1729.6	234.4	1732.0	346.26
3:45	1729.6	234.5	1732.9	349.38
4:00	1729.6	233.4	1732.0	350.11
4:15	1729.6	236.9	1734.4	352.68
4:30	1729.6	236.3	1733.3	352.97
4:45	1729.6	237.7	1737.8	350.63
5:00	1729.6	239.1	1734.7	357.08
5:15	1729.6	245.3	1736.4	361.64
5:30	1729.6	249.4	1735.3	365.24
5:45	1729.6	253.4	1740.3	363.47
6:00	1729.6	257.6	1736.0	363.68
6:15	1729.6	260.1	1735.0	370.65
6:30	1729.6	263.3	1736.7	374.74
6:45	1729.6	264.4	1736.6	379.62
7:00	1729.6	263.6	1737.8	380.52
7:15	1729.6	264.2	1735.8	371.37
7:30	1729.6	262.4	1734.3	366.13
7:45	1729.6	261.3	1727.4	366.88
8:00	1729.6	260.2	1732.6	356.88
8:15	1729.6	257.8	1729.5	360.59
8:30	1729.7	257.1	1725.8	360.13
8:45	1729.7	253.5	1726.3	356.43
9:00	1729.7	254.3	1725.2	361.09

Coincidental peak load of Day(Last year):	
235.39MW	2-Jul-16
258.23 MW	
344.02 MW	18-Mar-17

Yours faithfully,

Sign:
Karma Yangden



འབྲུག་གྲོག་མེ་ལས་འཛིན།

Bhutan Power Corporation Ltd.

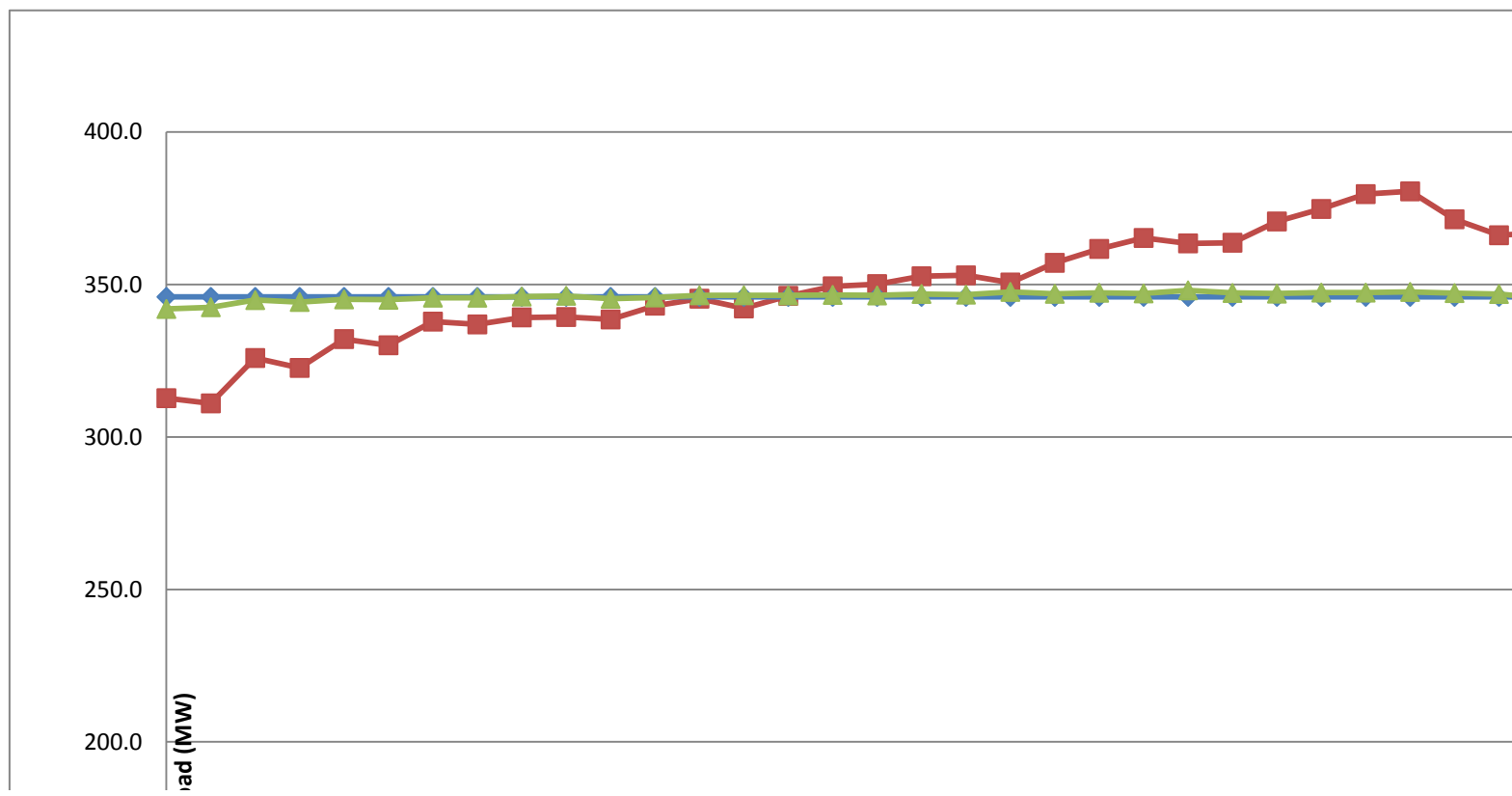
Bhutan Power System Operator

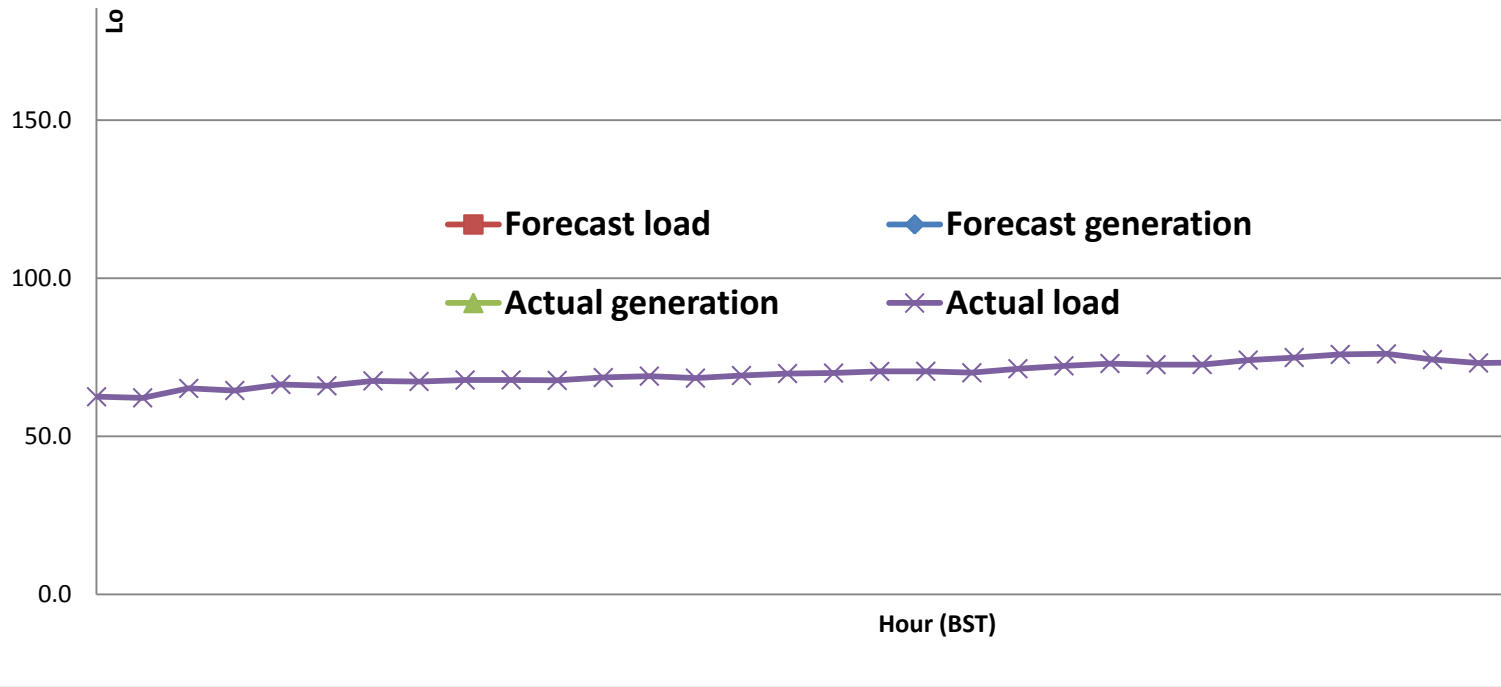
Thimphu: Bhutan

Message No.: Enter your message number

From: Shift In-charge, Control Room

Forecast Generation & Load with Actual Generation & Load of Today from 00:00hrs to 09:00hrs(03-

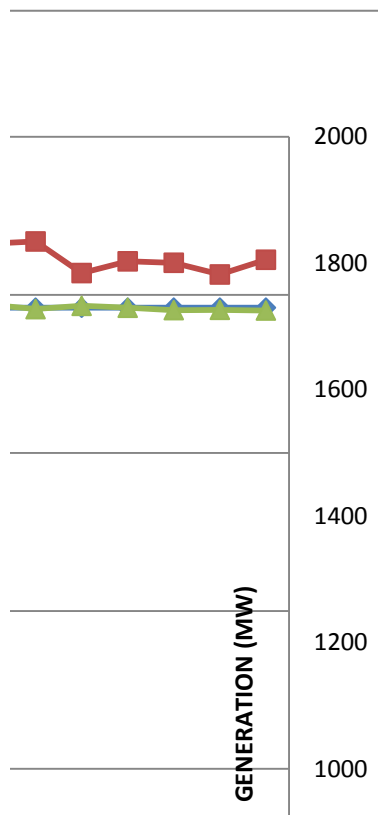


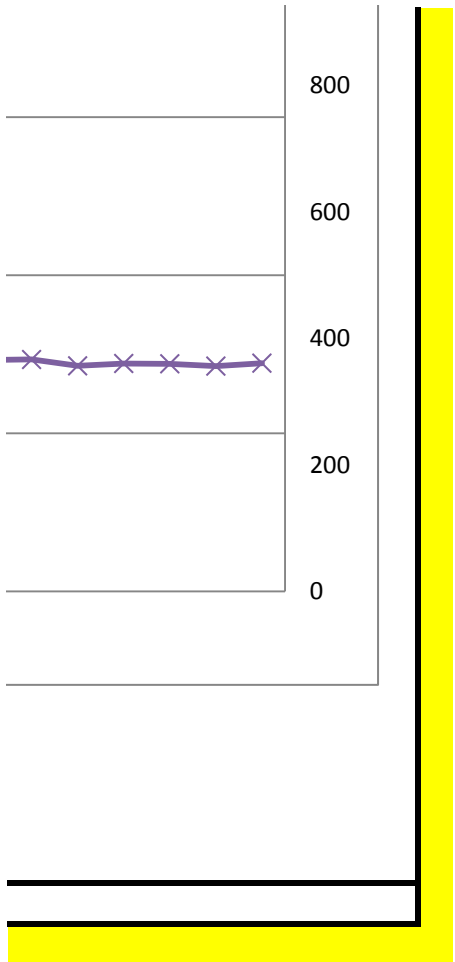




3-Jul-17
11:00

-Jul-2017).







འབྲུག་གྲོགས་ཚེ་ལས་འཛུགས།
Bhutan Power Corporation Ltd.
Bhutan Power System Operator
 Thimphu: Bhutan



Message No.: Enter your message number **Date:** 3-Jul-17
From: Shift In-charge, Control Room **Time:** 11:00

To: Forecast Generation & Load with Actual Generation & Load (02-Jul-2017).
 Managing Director, BPC. Email: gemtshering@bpc.bt
 Director, O&MD, DGPC. Email: director.umd@drukgreen.com
 General Manager, TD, BPC. Email: ktobgye@bpc.bt
 General Manager, BPSO, BPC. Email: ujjwaldahal@bpc.bt
 Advisor, BPC. Email: bharattamang@bpc.bt

Sub: Scheduled Generation and Forcast Load of Tomorrow (04-Jul-2017).

Kindly find scheduled generation (MW) and load forecast (MW)

Hours (BST)	Forecast		Hours (BST)	Forecast	
	Generation	Load		Generation	Load
0:00	1729.6	243.2	12:00	1729.6	266.4
0:15	1729.6	240.3	12:15	1729.6	261.3
0:30	1729.6	239.9	12:30	1729.6	242.3
0:45	1729.6	239.6	12:45	1729.6	245.3
1:00	1729.6	241.2	13:00	1729.6	242
1:15	1729.6	240.6	13:15	1729.6	246.5
1:30	1729.6	235.7	13:30	1729.6	248.2
1:45	1729.6	235.7	13:45	1729.6	247.2
2:00	1729.6	235.3	14:00	1729.6	247.5
2:15	1729.6	236.9	14:15	1729.6	249
2:30	1729.6	236.7	14:30	1729.6	249.9
2:45	1729.6	234.2	14:45	1729.6	247.6
3:00	1729.6	232.7	15:00	1729.6	240.3
3:15	1729.6	234.7	15:15	1729.6	236.6
3:30	1729.6	234.9	15:30	1729.6	226.7
3:45	1729.6	235.9	15:45	1729.6	228.5
4:00	1729.6	235.6	16:00	1729.6	229.6
4:15	1729.6	237.5	16:15	1729.6	231
4:30	1729.6	237.1	16:30	1729.6	230.2
4:45	1729.6	238.8	16:45	1729.6	233
5:00	1729.6	238	17:00	1729.6	233.1
5:15	1729.6	246.8	17:15	1729.6	235.4
5:30	1729.6	250.5	17:30	1729.6	247.3
6:45	1729.6	254.4	17:45	1729.6	254.4
6:00	1729.6	257	18:00	1729.6	258.2
6:15	1729.6	259.6	18:15	1729.6	262.5
6:30	1729.6	261.7	18:30	1729.6	268.1
6:45	1729.6	262.9	18:45	1729.6	270.3
7:00	1729.6	261.9	19:00	1729.6	277.2
7:15	1729.6	262.3	19:15	1729.6	285.5
7:30	1729.6	260.9	19:30	1729.6	290.8
7:45	1729.6	260.8	19:45	1729.6	289.3
8:00	1729.6	259.8	20:00	1729.6	287.6
8:15	1729.6	259.1	20:15	1729.6	287.5
8:30	1729.6	258.8	20:30	1729.6	282.5
8:45	1729.6	256.4	20:45	1729.6	279.3
9:00	1729.6	253.8	21:00	1729.6	279.1
9:15	1729.6	266.7	21:15	1729.6	277.2
9:30	1729.6	265.8	21:30	1729.6	272.8
9:45	1729.6	277.8	21:45	1729.6	272
10:00	1729.6	273.1	22:00	1729.6	268.9
10:15	1729.6	273.9	22:15	1729.6	267.2
10:30	1729.6	271.5	22:30	1729.6	265
10:45	1729.6	269.4	22:45	1729.6	262.6
11:00	1729.6	273.8	23:00	1729.6	263.1
11:15	1729.6	276.6	23:15	1729.6	263.7
11:30	1729.6	276.9	23:30	1729.6	262.3
11:45	1729.6	273.4	23:45	1729.6	263

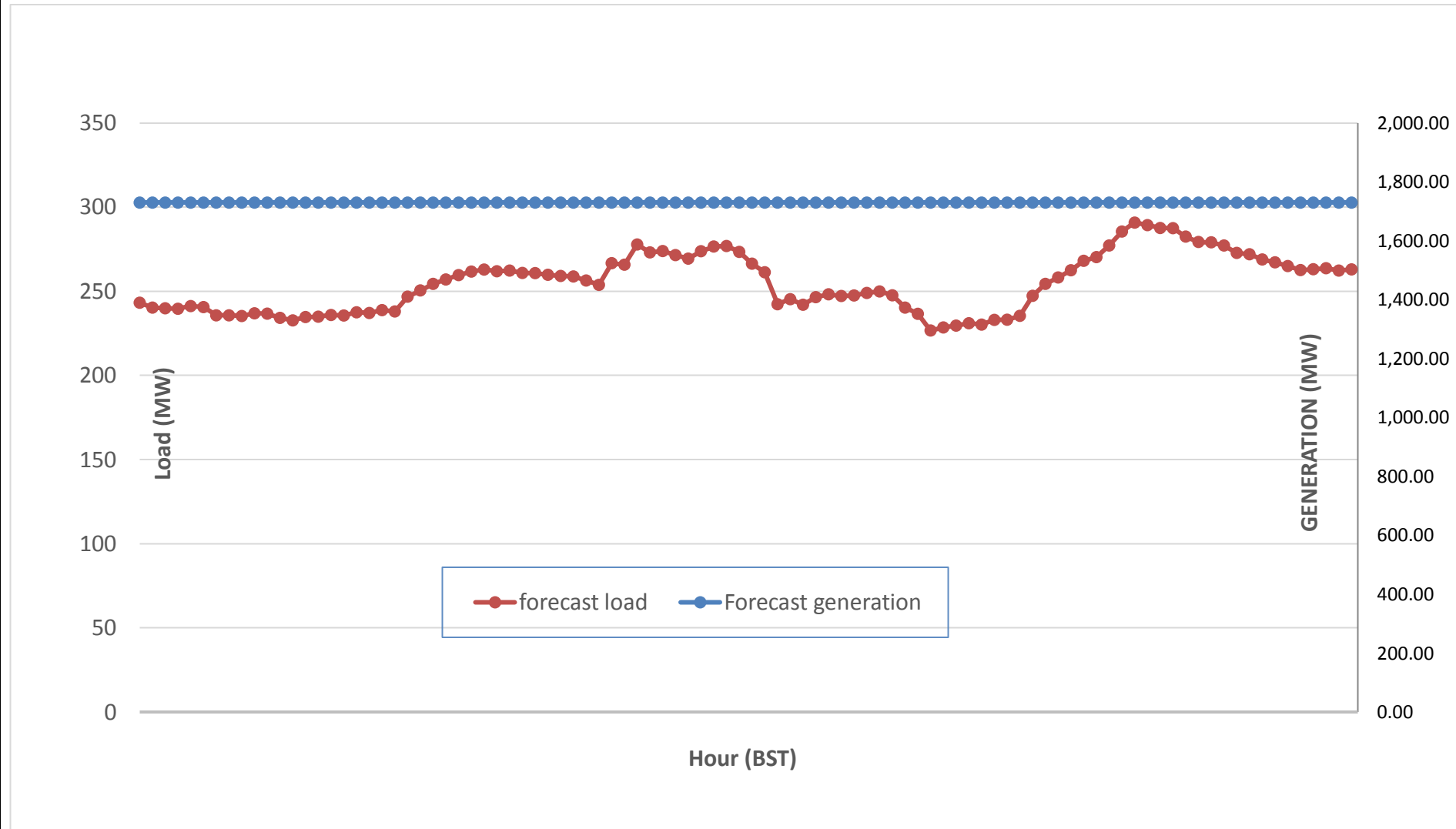
Yours faithfully,
 Sign:
 Karma Yangden



Message No.: Enter your message number
 From: Shift In-charge, Control Room

Date: 3-Jul-17
 Time: 11:01

Scheduled Generation & Load Forecast for Tomorrow (04-Jul-2017).



Yours faithfully,

Sign:
Phub Zam

	MW
Scheduled Peak Generation(04-Jul-2017).	376.90
Forecast Peak Load(04-Jul-2017).	300.60