



འབྲུག་གླིང་མེ་ལམ་འཛིན།

Bhutan Power Corporation Ltd.
Bhutan Power System Operator
Thimphu: Bhutan



Message No.: Enter your message number
From: Shift In-charge, Control Room

Date: 30-Jun-17
Time: 10:43

To: Forecast Generation & Load with Actual Generation & Load (29-Jun-2017).
Managing Director, BPC. Email: gemtshering@bpc.bt
Director, O&MD, DGPC. Email: director.omb@drukgreen.com
General Manager, TD, BPC. Email: ktobgye@bpc.bt
General Manager, DCSD, BPC. Email: sandeeprai@bpc.bt
General Manager, BPSO, BPC. Email: ujjwaldahal@bpc.bt

Sub: Load Generation Balance Report of Yesterday (29-Jun-2017).

Hours (BST)	Forecast		Actual		Hours (BST)	Forecast		Actual	
	Generation	Load	Generation	Load		Generation	Load	Generation	Load
0:00	1638.6	241	1602.8	232.36	12:00	1638.6	257.2	1550.8	255.52
0:15	1638.6	239.2	1601.7	227.80	12:15	1638.6	256.5	1548.6	254.71
0:30	1638.6	238.6	1604.7	226.45	12:30	1638.6	255.9	1545.8	250.36
0:45	1638.6	238.5	1632.2	223.22	12:45	1638.6	254.1	1532.8	247.46
1:00	1638.6	241.5	1673.2	221.66	13:00	1638.6	250.3	1538.8	243.26
1:15	1638.6	238.6	1689.4	219.80	13:15	1638.6	252.5	1537.6	242.29
1:30	1638.6	236.6	1695.4	223.14	13:30	1638.6	253.2	1537.4	245.26
1:45	1638.6	235.9	1711.7	223.30	13:45	1638.6	248.7	1541.5	244.28
2:00	1638.6	238	1724.8	220.84	14:00	1638.6	248.3	1544.5	243.19
2:15	1638.6	238.7	1722.8	222.40	14:15	1638.6	249.6	1544.0	242.19
2:30	1638.6	239.7	1726.7	222.39	14:30	1638.6	247.7	1541.4	248.45
2:45	1638.6	239.5	1732.5	215.71	14:45	1638.6	248.8	1543.1	248.77
3:00	1638.6	238.5	1731.4	223.11	15:00	1638.6	250	1544.6	235.14
3:15	1638.6	237.3	1731.6	226.45	15:15	1638.6	245.3	1539.8	239.67
3:30	1638.6	240	1732.2	226.17	15:30	1638.6	243	1539.6	242.88
3:45	1638.6	239.1	1728.3	224.69	15:45	1638.6	249.9	1540.1	230.61
4:00	1638.6	239.4	1729.3	226.74	16:00	1638.6	250	1534.7	248.73
4:15	1638.6	241.5	1730.8	226.79	16:15	1638.6	250.6	1537.4	250.85
4:30	1638.6	241.5	1727.5	228.68	16:30	1638.6	243.7	1536.2	252.36
4:45	1638.6	242.8	1727.5	227.48	16:45	1638.6	245.1	1534.1	255.05
5:00	1638.6	244.6	1731.1	221.77	17:00	1638.6	246.3	1539.0	254.41
5:15	1638.6	250.4	1725.6	238.45	17:15	1638.6	251.4	1537.1	252.91
5:30	1638.6	256.9	1728.8	243.33	17:30	1638.6	251.8	1541.1	255.87
6:45	1638.6	260.2	1728.6	250.73	17:45	1638.6	254.1	1538.1	249.78
6:00	1638.6	264	1728.8	253.44	18:00	1638.6	255.7	1542.8	256.08
6:15	1638.6	265.1	1724.3	258.65	18:15	1638.6	260.1	1514.2	256.12
6:30	1638.6	266.9	1728.4	258.79	18:30	1638.6	263.5	1449.5	262.98
6:45	1638.6	266.9	1599.2	258.20	18:45	1638.6	265.9	1456.9	256.01
7:00	1638.6	268.4	1576.6	249.79	19:00	1638.6	268.2	1456.4	269.37
7:15	1638.6	264.9	1576.7	265.48	19:15	1638.6	276.9	1454.1	278.01
7:30	1638.6	262.8	1572.8	260.13	19:30	1638.6	282.3	1457.3	280.73
7:45	1638.6	261.1	1578.2	260.49	19:45	1638.6	282.6	1460.9	278.27
8:00	1638.6	258.3	1576.1	259.52	20:00	1638.6	280.9	1462.0	274.47
8:15	1638.6	258.7	1564.8	256.92	20:15	1638.6	278.3	1449.1	271.30
8:30	1638.6	257.7	1565.1	256.29	20:30	1638.6	276.3	1458.1	271.41
8:45	1638.6	256.4	1565.3	253.99	20:45	1638.6	273.1	1462.3	268.80
9:00	1638.6	255.9	1566.3	248.51	21:00	1638.6	270.6	1462.2	268.66
9:15	1638.6	257.6	1563.0	253.99	21:15	1638.6	270.6	1455.0	266.98
9:30	1638.6	256.1	1562.2	251.04	21:30	1638.6	264.7	1456.3	262.36
9:45	1638.6	255.7	1558.2	249.21	21:45	1638.6	265.2	1461.6	257.97
10:00	1638.6	252.7	1556.8	246.37	22:00	1638.6	261.2	1465.1	256.50
10:15	1638.6	253.4	1552.3	247.63	22:15	1638.6	257.7	1470.7	252.76
10:30	1638.6	253	1552.7	246.12	22:30	1638.6	251.8	1477.4	253.26
10:45	1638.6	253.1	1557.2	246.93	22:45	1638.6	252.3	1476.4	239.57
11:00	1638.6	253	1558.0	246.69	23:00	1638.6	252.2	1482.8	244.19
11:15	1638.6	255.4	1558.0	251.77	23:15	1638.6	247.6	1480.8	246.00
11:30	1638.6	260.1	1555.6	253.63	23:30	1638.6	248.2	1483.5	244.51
11:45	1638.6	260.1	1549.5	255.11	23:45	1638.6	246.1	1480.4	241.64

Remarks-no forecast generation and load due to problem with RSC

Yours faithfully,

Sign:
Phub Zam

Coincidental peak load of Day(Last year):	
261.87	29-Jun-16
Maximum Load till date:	
344.02 MW	18-Mar-17



འབྲུག་རྒྱལ་ཁོ་ལས་འཛིན།

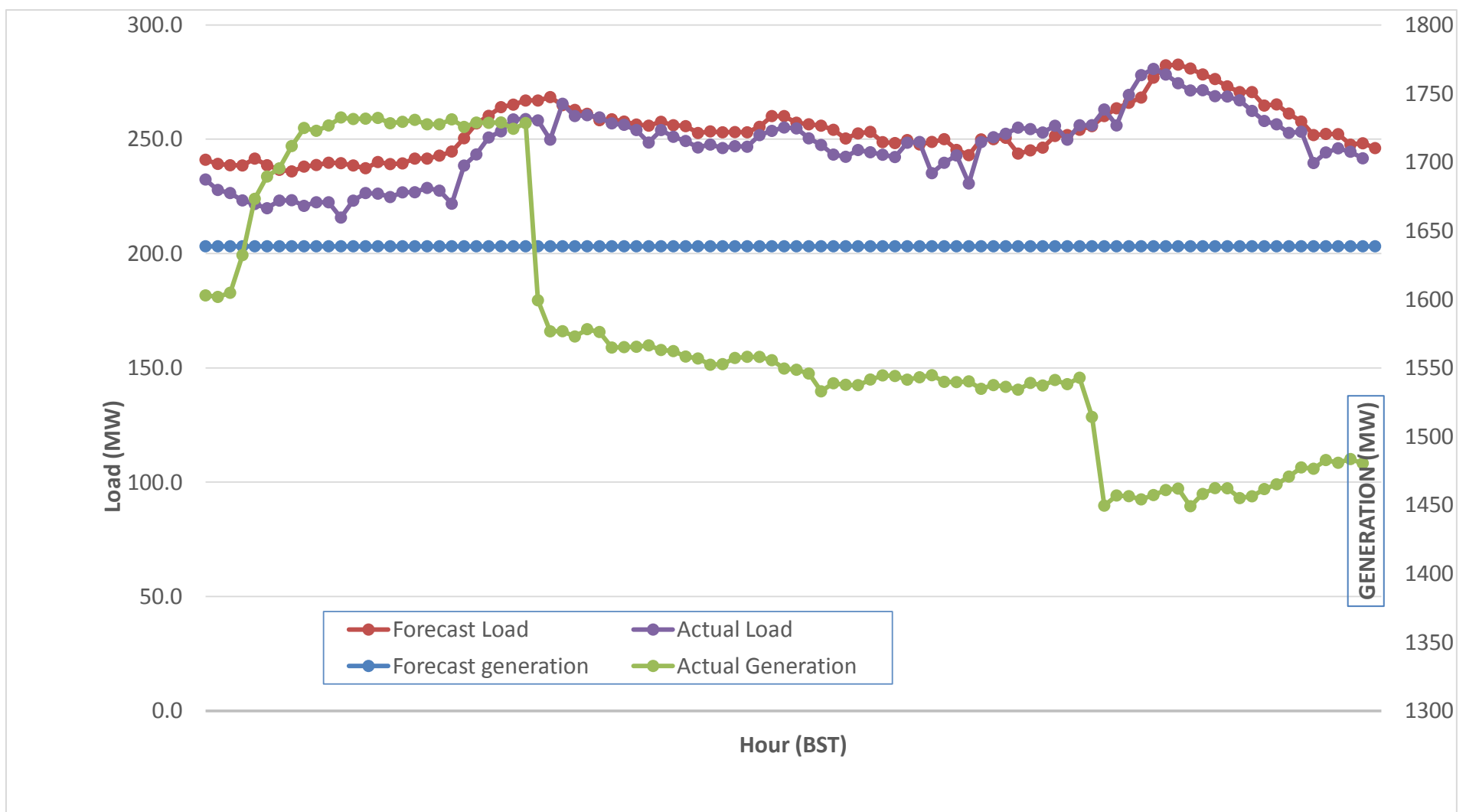
Bhutan Power Corporation Ltd.
 Bhutan Power System Operator
 Thimphu: Bhutan



Message No.: Enter your message number
 From: Shift In-charge, Control Room

Date: 30-Jun-17
 Time: 10:43

Forecast Generation & Load with Actual Generation & Load (29-Jun-2017).



Yours faithfully,

Sign:
Phub Zam

	Coincidental peak load of Day(Last year):	
	261.87	29-Jun-16

Maximum Load till date:	
344.02 MW	18-Mar-17



ལྷན་སྐྱོད་ལེ་ལས་འཛིན།

Bhutan Power Corporation Ltd.
Bhutan Power System Operator
Thimphu: Bhutan



Message No.: Enter your message number
From: Shift In-charge, Control Room

Date: 30-Jun-17
Time: 10:48

To Forecast Generation & Load with Actual Generation & Load (29-Jun-2017).
Managing Director, BPC. Email: gemtshering@bpc.bt
Director, O&MD, DGPC. Email: director.omb@drukgreen.com
General Manager, TD, BPC. Email: thinleygyeltshen@bpc.bt
General Manager, DCSD, BPC. Email: sandeprai@bpc.bt
General Manager, BPSO, BPC. Email: ujjwaldahal@bpc.bt

Sub: Load Generation Balance Report from 00:00hrs to 09:00hrs (30-Jun-2017).

Hours (BST)	Forecast		Actual	
	Generation	Load	Generation	Load
0:00	1628.4	245.1	1478.4	235.00
0:15	1628.4	238.9	1480.8	233.59
0:30	1628.4	238.3	1478.8	233.76
0:45	1628.4	238.6	1478.0	239.52
1:00	1628.4	241.4	1471.7	240.48
1:15	1628.4	239.4	1474.5	237.09
1:30	1628.4	237.6	1476.4	237.45
1:45	1628.4	236.6	1468.3	238.80
2:00	1628.4	237.4	1464.9	237.45
2:15	1628.4	238.5	1463.7	240.37
2:30	1628.4	238.5	1410.3	240.14
2:45	1628.4	238.2	1402.0	239.36
3:00	1628.4	237.2	1397.2	231.20
3:15	1628.4	236.7	1400.9	228.91
3:30	1628.4	238.7	1393.1	233.39
3:45	1628.4	238	1395.8	229.36
4:00	1628.4	237.4	1393.4	231.13
4:15	1628.4	239.2	1387.8	239.07
4:30	1628.4	239.8	1431.3	237.67
4:45	1628.4	239.8	1428.1	233.89
5:00	1628.4	241.6	1433.4	235.29
5:15	1628.4	248	1433.2	239.96
5:30	1628.4	254.8	1433.7	244.20
5:45	1628.4	257.6	1425.2	249.96
6:00	1628.4	261.9	1425.6	258.79
6:15	1628.4	264.4	1453.2	258.95
6:30	1628.4	266.7	1464.6	261.51
6:45	1628.4	266	1462.3	265.54
7:00	1628.4	266.7	1461.3	263.25
7:15	1628.4	263.4	1459.4	263.72
7:30	1628.4	260.9	1534.4	264.76
7:45	1628.4	257.8	1534.2	260.29
8:00	1628.4	254.9	1528.6	257.50
8:15	1628.4	254.3	1535.0	256.48
8:30	1628.4	251.9	1526.3	251.94
8:45	1628.4	250.9	1529.1	253.55
9:00	1628.4	249.3	1534.6	255.14

Coincidental peak load of Day(Last year):	
261.87	29-Jun-16

258.23 MW	
344.02 MW	18-Mar-17

Yours faithfully,

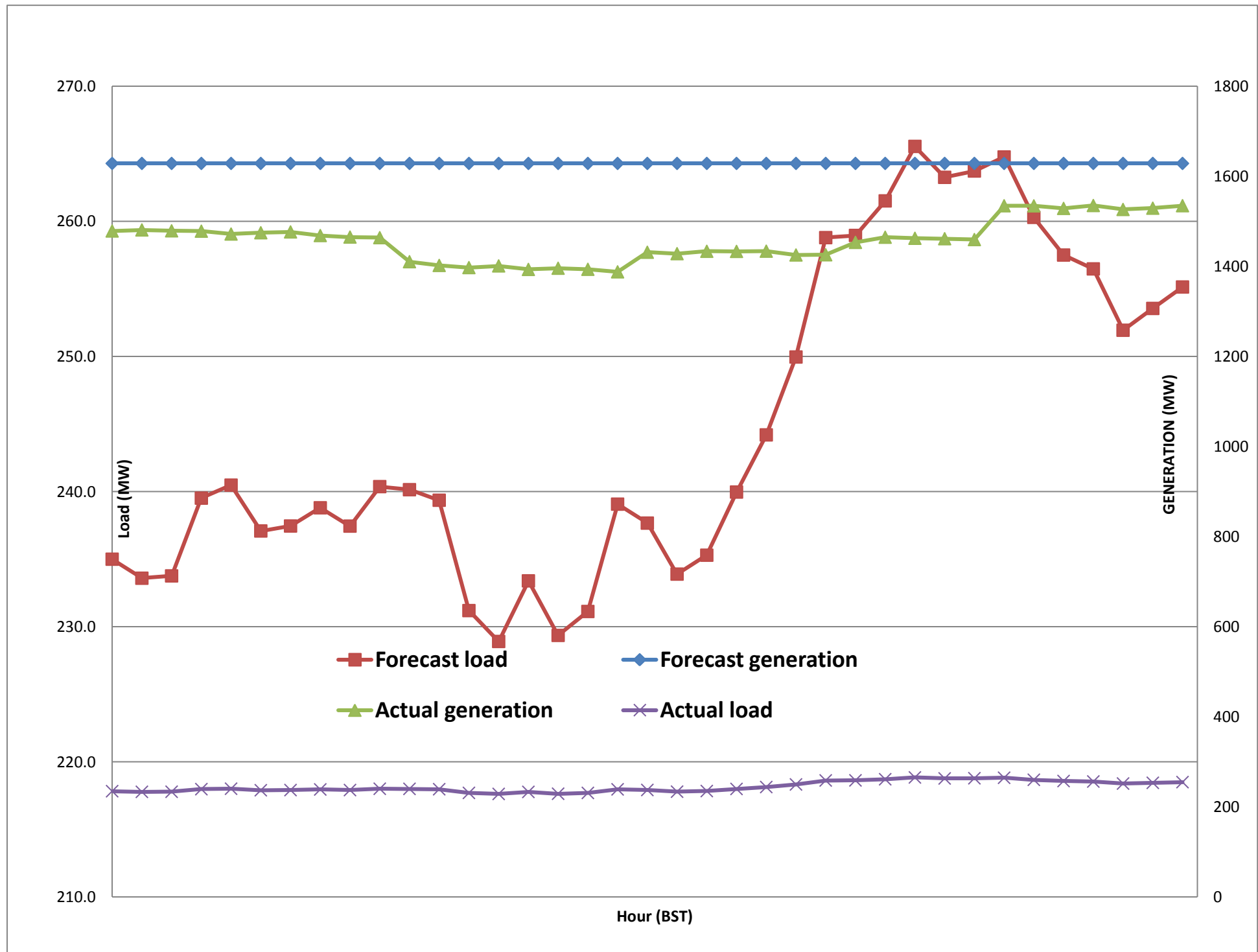
Sign:
Phub Zam



Message No.: Enter your message number
 From: Shift In-charge, Control Room

6/25/2017 10:28 30-Jun-17
 6/25/2017 10:28 10:43

Forecast Generation & Load with Actual Generation & Load of Today from 00:00hrs to 09:00hrs(30-Jun-2017).





འབྲུག་གྲོག་ལས་ལཱ་ལེན།
Bhutan Power Corporation Ltd.
Bhutan Power System Operator
 Thimphu: Bhutan



Message No.: Enter your message number **Date:** 30-Jun-17
From: Shift In-charge, Control Room **Time:** 10:43

To: Forecast Generation & Load with Actual Generation & Load (29-Jun-2017).
 Managing Director, BPC. Email: gemtshering@bpc.bt
 Director, O&MD, DGPC. Email: director.umd@drukgreen.com
 General Manager, TD, BPC. Email: ktobgye@bpc.bt
 General Manager, BPSO, BPC. Email: ujjwaldahal@bpc.bt
 Advisor, BPC. Email: bharattamang@bpc.bt

Sub: Scheduled Generation and Forcast Load of Tomorrow (01-Jul-2017).

Kindly find scheduled generation (MW) and load forecast (MW)

Hours (BST)	Forecast		Hours (BST)	Forecast	
	Generation	Load		Generation	Load
0:00	1544.3	241.7	12:00	1544.3	251.7
0:15	1544.3	235.5	12:15	1544.3	251.7
0:30	1544.3	234	12:30	1544.3	250.9
0:45	1544.3	233.6	12:45	1544.3	249.4
1:00	1544.3	236.1	13:00	1544.3	244.7
1:15	1544.3	234.3	13:15	1544.3	247.7
1:30	1544.3	233.5	13:30	1544.3	245.6
1:45	1544.3	232.6	13:45	1544.3	244.8
2:00	1544.3	233.2	14:00	1544.3	242.6
2:15	1544.3	233.8	14:15	1544.3	245.2
2:30	1544.3	234	14:30	1544.3	244.5
2:45	1544.3	231.4	14:45	1544.3	246
3:00	1544.3	233.3	15:00	1544.3	242.8
3:15	1544.3	233.5	15:15	1544.3	241.4
3:30	1544.3	234.4	15:30	1544.3	237.8
3:45	1544.3	234.6	15:45	1544.3	241.7
4:00	1544.3	233.3	16:00	1544.3	243.6
4:15	1544.3	235.4	16:15	1544.3	247
4:30	1544.3	235.4	16:30	1544.3	241.5
4:45	1544.3	235.8	16:45	1544.3	242.7
5:00	1544.3	237.1	17:00	1544.3	243.2
5:15	1544.3	245.1	17:15	1544.3	245.9
5:30	1544.3	251.7	17:30	1544.3	247.7
6:45	1544.3	255	17:45	1544.3	248
6:00	1544.3	259.4	18:00	1544.3	249.1
6:15	1544.3	261.5	18:15	1544.3	254.1
6:30	1544.3	263.7	18:30	1544.3	259.7
6:45	1544.3	262.9	18:45	1544.3	262.2
7:00	1544.3	263.7	19:00	1544.3	267.8
7:15	1544.3	262.6	19:15	1544.3	274.8
7:30	1544.3	259.5	19:30	1544.3	279.7
7:45	1544.3	257.2	19:45	1544.3	280.1
8:00	1544.3	255	20:00	1544.3	277.4
8:15	1544.3	253.5	20:15	1544.3	274.8
8:30	1544.3	251.3	20:30	1544.3	271
8:45	1544.3	250	20:45	1544.3	270.2
9:00	1544.3	248.4	21:00	1544.3	267.8
9:15	1544.3	249.7	21:15	1544.3	267.2
9:30	1544.3	249.3	21:30	1544.3	262.5
9:45	1544.3	246.7	21:45	1544.3	260.8
10:00	1544.3	242.5	22:00	1544.3	255.2
10:15	1544.3	243.5	22:15	1544.3	251.8
10:30	1544.3	244.1	22:30	1544.3	249.2
10:45	1544.3	244	22:45	1544.3	243.9
11:00	1544.3	246.4	23:00	1544.3	246.7
11:15	1544.3	247.7	23:15	1544.3	243.2
11:30	1544.3	250.8	23:30	1544.3	242.1
11:45	1544.3	251.6	23:45	1544.3	241.5

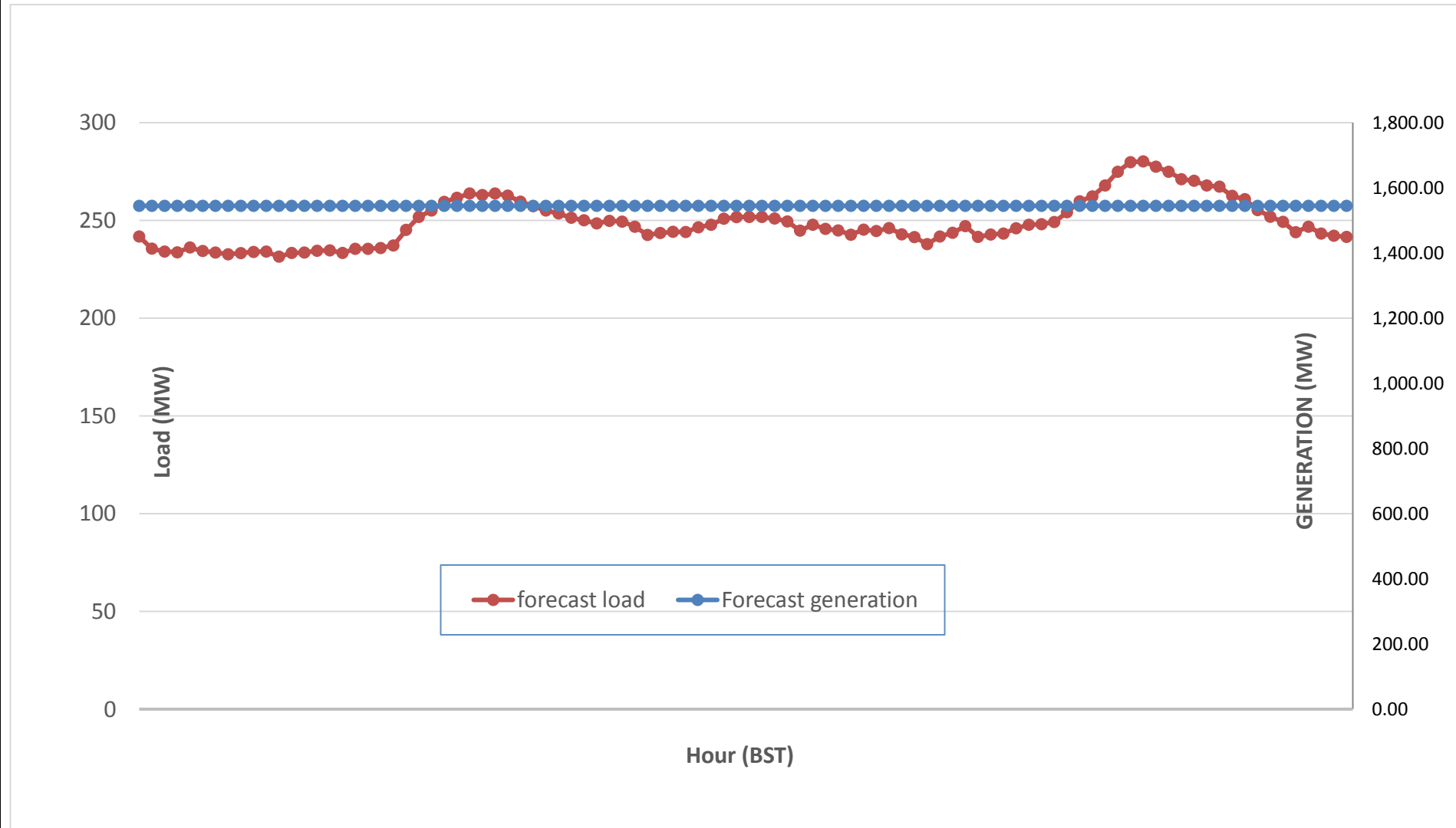
Yours faithfully,
 Sign:
 Phub Zam



Message No.: Enter your message number
 From: Shift In-charge, Control Room

Date: 28-Jun-17
 Time: 11:31

Scheduled Generation & Load Forecast for Tomorrow (29-Jun-2017).



Yours faithfully,

Sign:
Phub Zam

	MW
Scheduled Peak Generation(29-Jun-2017).	376.90
Forecast Peak Load(29-Jun-2017).	300.60